

CATALOGUE
CATALOGO

HYDRG

YESTERDAY - TODAY - TOMORROW

YESTERDAY TODAY TOMORROW

Quality, innovation and technical excellence are among Hydro Holding's key corporate values.

Born in 2015, HH boasts a group of extremely experienced Italian companies, all specializing in the manufacturing of high quality hydraulic fittings and cold formed ferrules. Hydro Holding SpA is the largest independent manufacturer of hose fittings in Europe.

Qualità, innovazione ed eccellenza tecnica, sono tra i valori aziendali chiave di Hydro Holding. Nata nel 2015, HH vanta un gruppo di aziende Italiane altamente specializzate nella produzione di Raccorderia oleodinamica di alta qualità. Hydro Holding è il maggior produttore europeo indipendente di raccordi per tubo flessibile.



We believe that nowadays there is no way to compete but to innovate products and processes.

Companies ask for solutions not just products; that's why you have at your disposal our specialist team that can help you with tests and certification matters.

The combination of our wealth of experience and technical support makes Hydro Holding a reliable supplier of premium quality Hydraulic products.

Siamo convinti che oggi non ci sia altro modo per essere competitivi se non quello di innovare prodotti e processi.

Le aziende non chiedono solo prodotti, ma vere e proprie soluzioni; ecco perché abbiamo a disposizione un team di specialisti in grado di eseguire test e certificare i risultati.

La competenza, l'esperienza ed il supporto tecnico offerto rendono Hydro Holding un fornitore affidabile di prodotti oleodinamici di alta qualità.



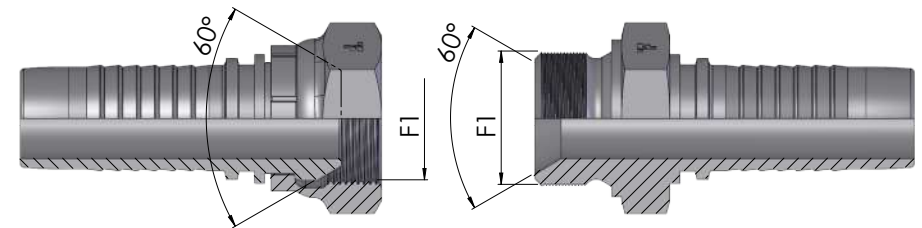
TECHNICAL SHEETS

TECHNICAL SHEETS
SCHEDE TECNICHE

BRITISH STANDARDS - STANDARD BRITANNICI**British Standard Pipe Parallel (BSPP)**

BSPP males have cylindrical thread and 60° countersink; This thread is also known as "Whitworth".
BSPP males only couple BSPP females. BSPP females have cylindrical thread and 60° cone.
Sealing to fixed devices can be ensured by placing an O'Ring or a deformable metal washer.

La filettatura tipo "British Standard Pipe Parallel" è conosciuta in Inghilterra con il nome di "Whitworth".
I maschi BSPP si accoppiano solo con femmine BSPP o attacchi macchina femmina.
I maschi BSPP hanno filettatura cilindrica e svasatura a 60°. Le femmine BSPP hanno filettatura cilindrica e ogiva a 60°. Gli attacchi macchina femmina hanno filettatura cilindrica e lamatura.
La tenuta sull'attacco macchina si ottiene mediante un O'Ring o una rondella di metallo tenero sul maschio.

BSP 60° BS5200

F1
1/8" - 28
1/4" - 19
3/8" - 19
1/2" - 14
5/8" - 14
3/4" - 14
1" - 11
1 1/4" - 11
1 1/2" - 11
2" - 11

F1 - Thread BSP Parallel - Filetto Gas Cilindrico

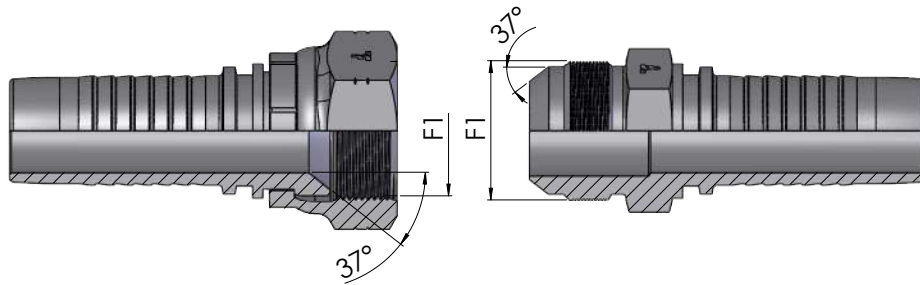
USA STANDARDS - STANDARD AMERICANI

SAE J514 37° (JIC)

For hydraulic high pressure applications, the Society of Automotive Engineers (SAE) recommends to use a 37° cone or countersink, commonly known as JIC. Jic males only couple jic females. Jic males are characterized by a cylindrical thread and a 37°. Cone and Jic females by a cylindrical thread and a 37°Countersink. Coupling and sealing are obtained mechanically by a perfect adhesion between the male cone and the female countersink.

In applicazioni idrauliche ad alta pressione, la Society of Automotive Engineers (SAE) raccomanda l'utilizzo di un'ogiva a 37°o di una svasatura a 37°, comunemente conosciuti come JIC. I maschi JIC con ogiva a 37° si accoppiano solo con femmine JIC. I maschi JIC hanno filettatura cilindrica ed un'ogiva a 37°. Le femmine JIC hanno filettatura cilindrica ed una svasatura a 37°. La tenuta avviene sulla sede a 37°, creando una linea di contatto tra l'ogiva del maschio e la svasatura della femmina. La connessione avviene meccanicamente.

JIC SAEJ514



F1	Tube - Tubo
UNF 7/16" - 20	6 - 1/4"
UNF 1/2" - 20	8 - 5/16"
UNF 9/16" - 18	10 - 3/8"
UNF 3/4" - 16	12 - 1/2"
UNF 7/8" - 14	14 - 15 - 16 - 5/8"
UN 1" 1/16 - 12	18 - 20 - 3/4"
UN 1" 5/16 - 12	25 - 1"
UN 1" 5/8 - 12	30 - 32 - 1"1/4
UN 1" 7/8 - 12	38 - 1"1/2
UN 2" 1/2 - 12	-

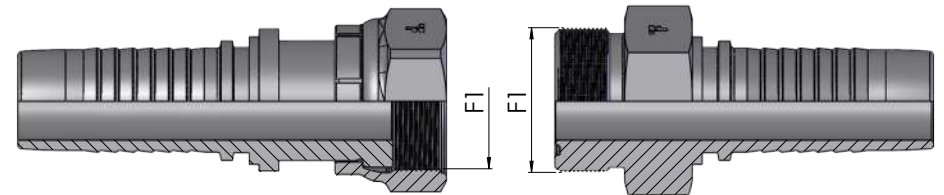
USA STANDARDS - STANDARD AMERICANI

SAE J1453 O'Ring Face Seal (ORFS)

These fittings are used for hydraulic systems where a perfect Sealing has to be guaranteed in order to avoid possible fluid leakage. To this day, these fittings are considered the best choice for this purpose. Both male and female fittings are characterized by a cylindrical thread and a flat face, sealing is ensured by Placing an O'Ring on male's flat face.

Questi raccordi vengono utilizzati per impianti oleodinamici dove si deve garantire una perfetta Tenuta montando un elastomero al fine di evitare possibili fuoriuscite di fluido. I raccordi sia maschio che femmina sono caratterizzati da una filettatura cilindrica e da una faccia piana, la tenuta è assicurata inserendo un O'Ring sulla faccia piatta del maschio..

ORFS SAEJ1453



F1	Tube - Tubo
UNF 9/16" - 18	6 - 1/4"
UN 11/16" - 16	8 - 10 - 3/8"
UN 13/16" - 16	12 - 1/2"
UNS 1" - 14	14 - 15 - 16 - 5/8"
UN 1" 3/16" - 12	18 - 20 - 3/4"
UN 1" 7/16 - 12	22 - 25 - 1"
UN 1" 11/16 - 12	28 - 30 - 32 - 1"1/4
UN 2" - 12	35 - 38 - 1"1/2

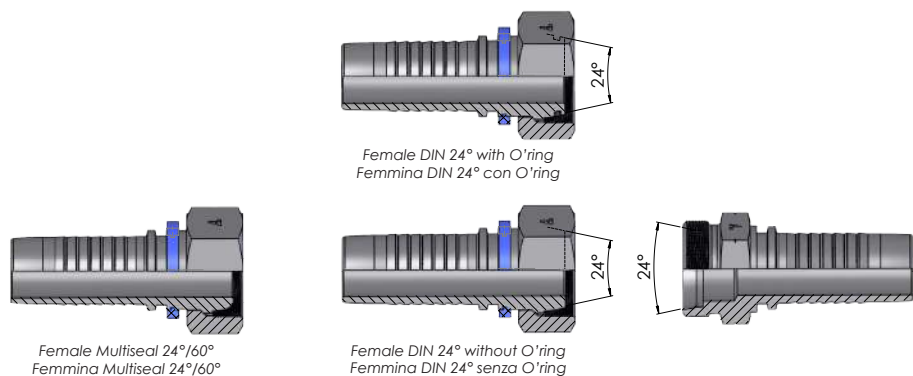
GERMAN STANDARDS - STANDARD TEDESCHI

DIN 2353 Cone 24°

Din 2353 males couple any of three female couplings shown in the table aside. Males have a cylindrical metric thread, a 24° countersink and a counterbore that couple the tube OD. Females can have a 24° cone with o'ring placed on it female without o'ring, or an universal 24°/60° cone. Din Couplings can be light or heavy type, to identify them You have to measure both thread and tube OD.

I maschi DIN 2353 si accoppiano con uno qualsiasi dei tre raccordi femmina mostrati in tabella. I maschi hanno sede a 24°, filettatura metrica cilindrica ed una lamatura che si accoppia con il DE del tubo. Le femmine possono essere o con sede svasata a 24° con O'ring (tipo DKO), senza O'ring (tipo DK), o un raccordo universale svasato a 24° o 60°. Esistono raccordi DIN serie pesante e serie leggera. Per identificarli, è necessario misurare sia la filettatura che il DE del tubo.

DIN 2353



Series Serie	Tube Tubo	Metric Thread Filetto Metrico	Series Serie	Tube Tubo	Metric Thread Filetto Metrico
L	6	12 x 1,5	S	6	14 x 1,5
	8	14 x 1,5		8	16 x 1,5
	10	16 x 1,5		10	18 x 1,5
	12	18 x 1,5		12	20 x 1,5
	15	22 x 1,5		14	22 x 1,5
	18	26 x 1,5		16	24 x 1,5
	22	30 x 2,0		20	30 x 2,0
	28	36 x 2,0		25	36 x 2,0
	35	45 x 2,0		30	42 x 2,0
42	52 x 2,0	38	52 x 2,0		

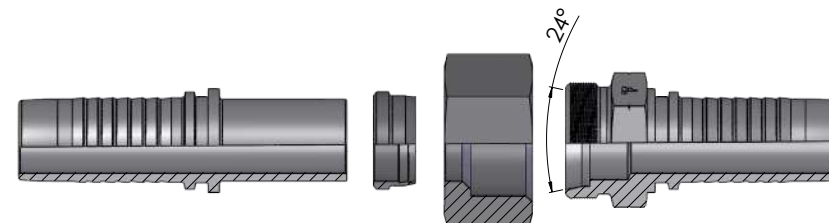
GERMAN STANDARDS - STANDARD TEDESCHI

STANDPIPE FITTINGS

Metric standpipes consist of three elements connected To a male coupling: a standpipe, a cutting ring and a metric nut. The nut is placed on the standpipe followed by the cutting Ring (see picture).

I tubi lisci metrici sono composti da tre parti assemblate ad un raccordo maschio, e sono: un tubo liscio, un anello tagliente ed un dado metrico. Il dado è posto sopra il tubo liscio, seguito dall'anello (vedere figura).

Standpipe Fittings



Series Serie	Tube Tubo	Metric Thread Filetto Metrico	Series Serie	Tube Tubo	Metric Thread Filetto Metrico
L	6	12 x 1,5	S	6	14 x 1,5
	8	14 x 1,5		8	16 x 1,5
	10	16 x 1,5		10	18 x 1,5
	12	18 x 1,5		12	20 x 1,5
	15	22 x 1,5		14	22 x 1,5
	18	26 x 1,5		16	24 x 1,5
	22	30 x 2,0		20	30 x 2,0
	28	36 x 2,0		25	36 x 2,0
	35	45 x 2,0		30	42 x 2,0
42	52 x 2,0	38	52 x 2,0		

HOW TO IDENTIFY THREADS BY USING A CALIPER COME STABILIRE IL TIPO DI FILETTO TRAMITE L'UTILIZZO DEL CALIBRO

By measuring a female internal diameter or a male outer diameter with a calliper, you will easily determine which thread it is, checking the following table.

Misurando con il calibro il diametro interno di una femmina, oppure il diametro esterno della filettatura di un maschio, si ricaverà una quota in mm. Mediante questo valore, guardando la sottostante tabella, si potrà determinare il tipo di filettatura corrispondente.



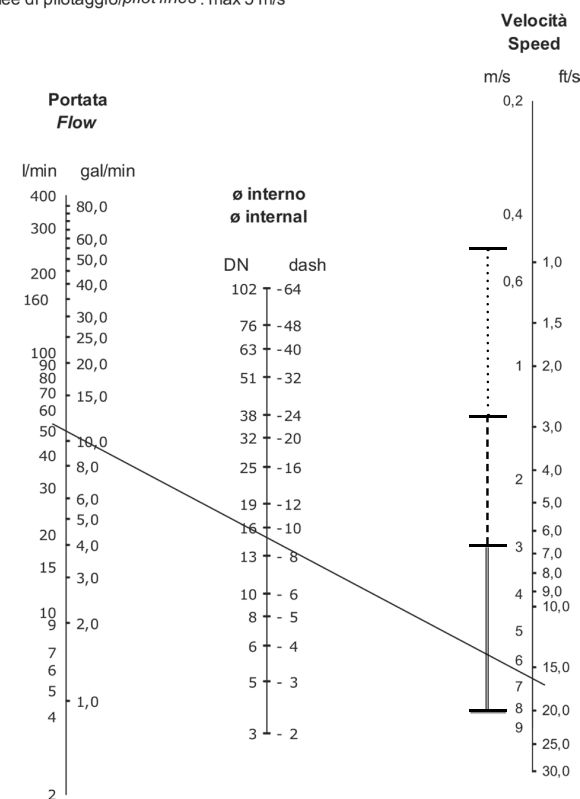
type	thread	dash size	male mm	female mm	type	thread	dash size	male mm	female mm
BSP	1/8	02	9,6	8,7	JIC	1 1/16	12	26,8	24,8
JIC	7/16	04	11	9,9	Metric	M30-2	30	29,9	28
Metric	M12-1.5	12	11,9	10,5	Metric	M36-1.5	30	29,9	28,5
JIC	1/2	05	12,6	11,4	ORFS	1 3/16	14	30	28
BSP	1/4	04	13	11,6	JIC	1 3/16	14	30,1	27,9
Metric	M14-1.5	14	13,9	12,5	Metric	M33-1.5	33	32,9	31,5
JIC	9/16	06	14,2	12,9	BSP	1	16	33,1	30,7
ORFS	9/16	06	14,2	12,9	JIC	1 5/16	16	33,2	31,2
JIC	5/8	07	15,7	14,5	Metric	M36-2	36	35,9	34
Metric	M16-1.5	16	15,9	14,5	Metric	M36-1.5	36	35,9	34,5
BSP	3/8	06	16,6	15,1	ORFS	1 7/16	15	36,4	34,4
ORFS	1 1/16	09	17,4	15,9	Metric	M38-1.5	38	37,9	36,5
Metric	M18-1.5	18	17,9	16,5	JIC	1 5/8	20	41,1	38,8
JIC	3/4	08	18,8	17,5	BSP	1 1/4	20	41,7	39,4
Metric	M20-1.5	20	19,9	18,5	Metric	M42-2	42	41,9	40
ORFS	1 3/16	11	20,6	19,1	ORFS	1 1 1/16	21	42,7	40,7
BSP	1/2	08	20,8	18,8	Metric	M45-2	45	44,9	43
Metric	M22-1.5	22	21,9	20,5	Metric	M45-1.5	45	44,9	43,5
JIC	7/8	10	22,1	20,4	JIC	1 7/8	24	47,5	45,1
BSP	5/8	10	22,8	20,9	BSP	1 1/2	24	47,7	45,2
Metric	M24-1.5	24	23,9	22,5	Metric	M52-2	52	51,9	50
ORFS	1	13	25,3	23,6	BSP	2	32	59,4	57,4
Metric	M26-1.5	26	25,9	24,5	JIC	2 1/2	32	63,3	61,1
BSP	3/4	12	26,3	24,5	ORFS	2 1/2	32	63,4	61,4


CHOICE OF HOSE SIZE SCELTA DELLA DIMENSIONE DEL TUBO FLESSIBILE

The graphic below can be used for the correct choice of the rubber hose. It allows to calculate the hose dimension according to the flow value and the speed of the fluid. To find out the dimension of the right hose, draw a straight line connecting the known values of flow and speed. The intersection of this line with the graphic in the middle of the picture determines the value of the diameter of the hose. In case the value found is not corresponding with one of the nominal diameters DN indicated, the largest value must be chosen.

Utilizzando il grafico sottostante si può determinare la dimensione del tubo flessibile in funzione della portata e della velocità del fluido. Per trovare la dimensione di tubo desiderato basta unire con una retta i valori noti della portata e della velocità. L'intersezione della retta così tracciata determina sul grafico centrale il valore del diametro di tubo da scegliere. Nel caso in cui il valore trovato non si trovi in corrispondenza di uno dei diametri DN indicati scegliere il valore superiore.

- Velocità consigliate:**
- Linee di pressione/pressure lines : 3 - 8 m/s
 - Linee di ritorno/return lines : 1,5 - 3 m/s
 - Linee di aspirazione/suction lines : 0,5 - 1,5 m/s
 - Linee di pilotaggio/pilot lines : max 5 m/s




**TORSION**

Avoid twisting the hose. Hoses must be installed in such a way that there are no harsh conditions that may reduce the normal life of the hose.

TORSIONE


Evitare qualsiasi tipo di torsione. È importante accertarsi che non si verifichino situazioni gravose che possano compromettere e ridurre la normale durata del flessibile.

**BENDING RADIUS**

Check that the hose, when installed, has not a smaller bending radius than reported in the respective data sheet.

RAGGIO DI CURVATURA


Controllare che il flessibile, non operi ad un raggio di curvatura minore rispetto a quello riportato nella rispettiva scheda tecnica.

**LENGTH VARIATIONS**

Do not install the hose too tightly. During the aging process and various movements there can occur length variations. It is appropriate to calculate a length slightly bigger than requested. We remind you that the DIN and SAE provide that the hose under pressure can get longer (max 2%) or even shorter (max 4%).

VARIAZIONE DI LUNGHEZZA


Evitare montaggi in tensione. Nel tempo e durante i vari movimenti si possono verificare delle variazioni di lunghezza. È opportuno calcolare una lunghezza leggermente superiore a quella teorica. Le norme DIN e SAE prevedono che il tubo sottoposto alla pressione di esercizio possa subire un allungamento (max +2%) o un accorciamento (max -4%).

**ASSEMBLED HOSE IN MOTION**

In the case of motion, take particularly care to avoid any twisting, tensions or abrasions which are dangerous for the normal operation.

FLESSIBILE IN MOVIMENTO

Nel caso di flessibili in movimento, fare particolare attenzione ad evitare eventuali torsioni, tensioni o abrasioni dannose per il normale funzionamento.

**CHOICE OF FITTINGS**

We recommend to choose the most appropriate type of fitting in order to eliminate any incorrect positions.

SCelta DEL RACCORDO

Nella scelta del tipo di raccordo è opportuno considerare la tipologia più indicata al fine di eliminare eventuali posizionamenti non corretti.

Hydro Holding, inside its own R&D department, has installed a test bench to realize salt spray test according to the standard **UNI EN ISO 9227** (NNS, neutral salt spray).

Hydro Holding develops and verifies new types of treatments looking for the continuous improvement of the coefficient of friction, of the distribution, of the thickness of layers and the visual quality of its products.

Zinc coating

The galvanizing process deposits on the steel layers of material which increase the corrosion resistance:

- Zinc deposit
- Passivation CrIII
- Sealer

The total thickness of these deposits is:

- Fittings min 8 μm
- Ferrules min 10 μm

Performances

The zinc coating on the surface has the following corrosion resistance, according to UNI ISO 9227:

- **MIN 200 h** before the appearance of the outbreaks of white corrosion
- **MIN 500 h** before the appearance of the outbreaks of red corrosion

Hydro Holding, all'interno del proprio centro R&D, ha installato un banco prova per realizzare test in nebbia salina in accordo alla normativa **UNI EN ISO 9227** (NNS, nebbia salina neutra).

Hydro Holding sviluppa e verifica nuovi tipi di trattamenti ricercando il miglioramento continuo del coefficiente di attrito, della distribuzione, dello spessore e della qualità visiva dei propri prodotti.

Zincatura

Il processo di zincatura deposita sull'acciaio strati di materiale che aumentano la resistenza alla corrosione:

- Deposito di zinco
- Passivazione cromo trivalente
- Sigillatura


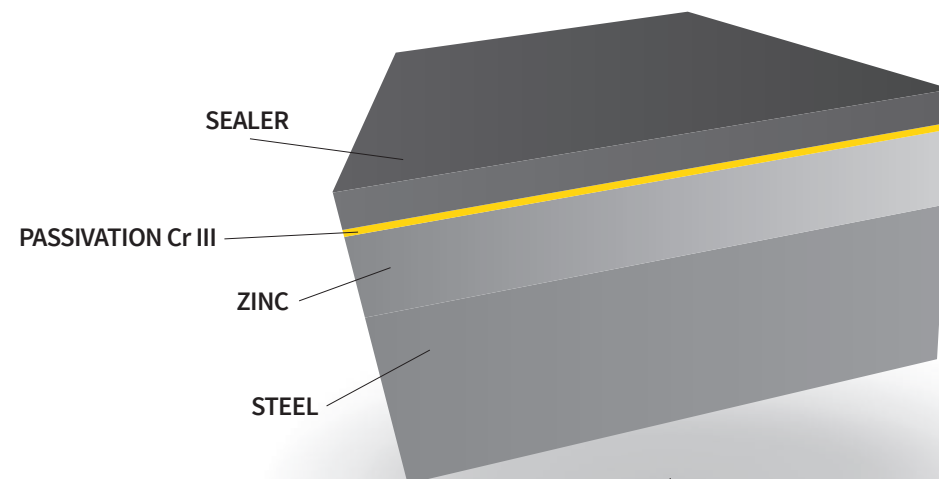
Lo spessore totale di questi depositi è:

- Raccordi min 8 μm
- Boccole min 10 μm

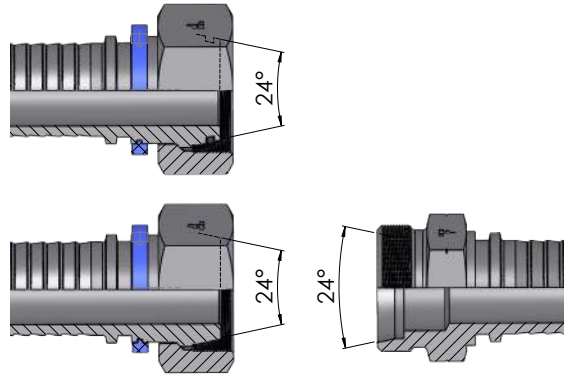
Prestazioni

La zincatura superficiale ha la seguente resistenza alla corrosione, secondo UNI ISO 9227:

- **MIN 200 h** prima della comparsa dei focolai di corrosione bianca
- **MIN 500 h** prima della comparsa dei focolai di corrosione rossa



METRIC - METRICO 24°
LIGHT - SERIE LEGGERA



Thread
Filettatura



Torque - Coppie
+10%
Nm -0 %

12 X 1,5	20
14 X 1,5	38
16 X 1,5	45
18 X 1,5	51
22 X 1,5	74
26 X 1,5	105
30 X 2	135
36 X 2	166
45 X 2	190
52 X 2	330

HEAVY - SERIE PESANTE



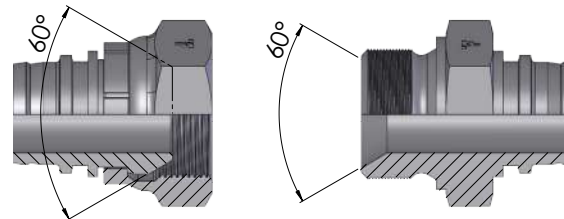
Thread
Filettatura



Torque - Coppie
+10%
Nm -0 %

14 X 1,5	38
16 X 1,5	45
18 X 1,5	51
20 X 1,5	58
22 X 1,5	74
24 X 1,5	74
30 X 2	135
36 X 2	166
42 X 2	240
52 X 2	330

BSP 60°



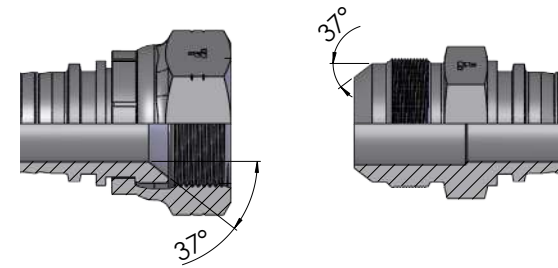
Thread
Filettatura



Torque - Coppie
+10%
Nm -0 %

1/8 - 28	10
1/4 - 19	20
3/8 - 19	35
1/2 - 14	60
5/8 - 14	70
3/4 - 14	115
1" - 11	140
1 1/4 - 11	210
1 1/2 - 11	290
2" - 11	400

JIC 37°



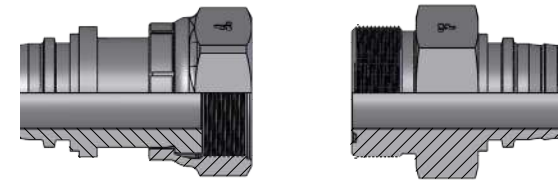
Thread
Filettatura



Torque - Coppie
+10%
Nm -0 %

7/16 - 20	15
1/2 - 20	20
9/16 - 18	30
3/4 - 16	50
7/8 - 14	69
1" 1/16 - 12	98
1" 3/16 - 12	118
1" 5/16 - 12	140
1" 5/8 - 12	210
1" 7/8 - 12	290
2" 1/2 - 12	450

ORFS



Thread
Filettatura

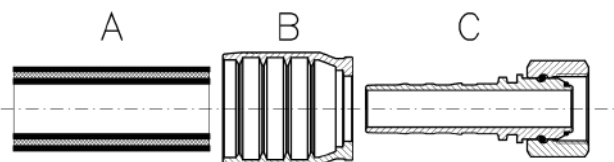
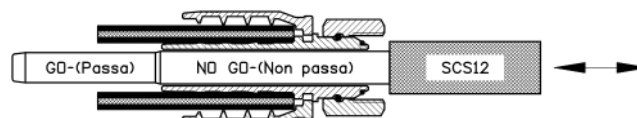
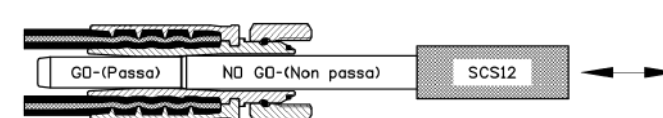


Torque - Coppie
+10%
Nm -0 %

9/16 - 18	14
11/16 - 16	24
13/16 - 16	43
1" - 14	60
1" 3/16 - 12	90
1" 7/16 - 12	125
1" 11/16 - 12	170
2" - 12	200

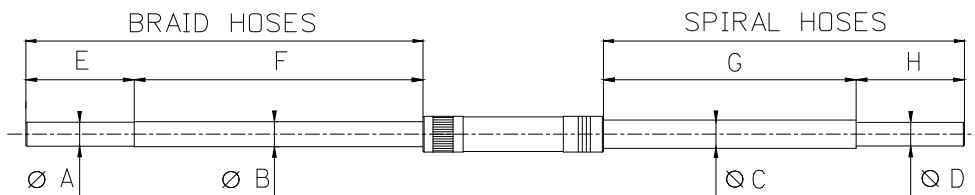
HOSE ASSEMBLING PROCEDURE*(by checking insert bore collapse)*

- 1 Select the specified hose (A), ferrules (B) and inserts (C) listed in the latest release of Hydro Holding hose fittings catalogue. (Fig. 1)
- 2 Cut the hose squarely using a rotary steel blade (non abrasive) to the required length.
- 3 In case of skive: Diameter, remove as much rubber cover as possible until it touches the steel wire, avoiding damaging them; skive length, remove the rubber cover for the length specified in the tables.
- 4 Place the ferrule fully onto the hose. Push the insert fully into the hose. Select "COLLAPSE CONTROL MANDREL" suitable for the type of fittings used. Insert MANDREL into the insert bore. The "NO GO" part of the MANDREL must fully go into the insert bore. (Fig. 2). Remove the MANDREL.
- 5 Crimp the ferrule to the diameter specified in "SWAGING DATA" sheets.
- 6 Inspect the crimp diameter by measuring it on each pair of dies. All measurements must be taken in the center of ferrule length. All measurements must be according to the specified crimp diameters, within a tolerance $+0,0/-0,2$ mm.
- 7 Insert the "COLLAPSE CONTROL MANDREL".
- 8 If the "NO GO" part of the MANDREL stops in the bore as shown in Figure 3, crimp diameter and bore collapse are correct.
- 9 If the "NO GO" part of the MANDREL goes through to bore, the crimp diameter must be reduced by increments of 0,1 mm to reach the condition shown in Figure 3.
- 10 If the "GO" part of the MANDREL does not go through the bore, the crimp diameter must be increased (step by step) to reach the condition shown in Figure 3.

**Figure 1****Figure 2****Figure 3****PROCEDURA DI ASSEMBLAGGIO TUBI FLESSIBILI***(Metodo di controllo del collasso foro)*

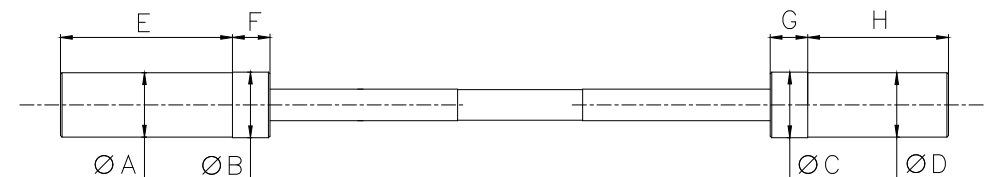
- 1 Selezionare il tubo flex. (A), le boccole (B) e gli inserti (C) elencati nell'ultima edizione del catalogo Hydro Holding. (Fig. 1)
- 2 Tagliare il tubo flex. alla lunghezza richiesta, usando una lama rotante di acciaio (non abrasiva).
- 3 In caso di pelatura: Diametro, asportare quanta più gomma possibile sino a sfiorare i rinforzi metallici, evitando di danneggiarli; Lunghezza pelatura, asportare la gomma per la lunghezza specificata nelle tabelle.
- 4 Posizionare la boccola sul tubo. Inserire l'inserto nel tubo flex. Selezionare la "SPINA di CONTROLLO COLLASSO" idonea alla tipologia di raccordi utilizzati. Inserire la SPINA nel foro dell'inserto. La parte "Non Passa" deve entrare completamente nel foro dell'inserto. (Fig. 2). Rimuovere la SPINA.
- 5 Pressare la boccola al diametro di pressatura specificato nelle tabelle "DATI ASSEMBLAGGIO".
- 6 Controllare il diametro di pressatura misurandolo su ogni coppia di morsetti. Le misure vanno prese al centro della lunghezza della boccola. Tutte le misure prese devono essere in accordo con il diametro di pressatura specificato ($+0,0/-0,2$ mm.).
- 7 Inserire la "SPINA di CONTROLLO COLLASSO".
- 8 Se la parte "Non passa" della "SPINA di CONTROLLO COLLASSO" si blocca nel foro, (Figura 3), diametro di pressatura e collasso del foro sono corretti.
- 9 Se la parte "Non passa" della "SPINA di CONTROLLO COLLASSO" entra completamente nel foro, il diametro di pressatura deve essere ridotto, di decimo in decimo, fino al verificarsi delle condizioni evidenziate in Figura 3.
- 10 Se la parte "Passa" della "SPINA di CONTROLLO non entra nel foro, il diametro di pressatura deve essere aumentato, di decimo in decimo, fino al verificarsi delle condizioni evidenziate in Figura 3.

“SCX” COLLAPSE CONTROL MANDREL
SPINE DI CONTROLLO COLLASSO “SCX”



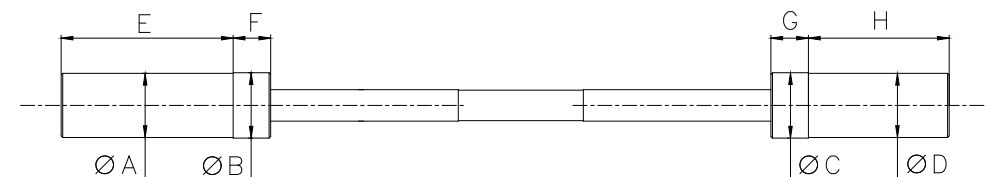
HH Part N°	Braid Hose						Spiral Hose							
	Hose Size			Dimensions (mm)			Dimensions (mm)			Hose Size				
	DN	Inch	Dash	ØA	ØB	E	F	G	H	ØC	ØD	DN	Inch	Dash
				+0,00 -0,05	+0,00 -0,05					+0,00 -0,05	+0,00 -0,05			
SCX03-05	5	3/16"	-03	2,65	2,85	25	60							
	8	5/16"	-05	5,1	5,3	30	65							
SCX04	6,3	1/4"	-04	3,65	3,85	30	65	65	30	3,65	3,5	6,3	1/4"	-04
SCX06	10	3/8"	-06	6,3	6,5	30	75	75	30	6,3	6,1	10	3/8"	-06
SCX08	12,5	1/2"	-08	8,6	9	35	85	85	35	8,6	8,3	12,5	1/2"	-08
SCX10	16	5/8"	-10	11,2	11,7	40	12	12	40	11,2	10,8	16	5/8"	-10
SCX12	19	3/4"	-12	13,6	14,1	45	12	12	45	13,6	13,1	19	3/4"	-12
SCX16	25	1"	-16	19	19,5	55	12	12	55	19	18,4	25	1"	-16
SCX20	31,5	1 1/4"	-20	24,9	25,4	65	12	12	65	24,9	24,2	31,5	1 1/4"	-20
SCX24	38	1 1/2"	-24	30,8	31,3	75	12	12	75	30,8	30	38	1 1/2"	-24
SCX32	51	2"	-32	42	42,5	80	12	12	80	42	41	51	2"	-32

“SCS” COLLAPSE CONTROL MANDREL
SPINE DI CONTROLLO COLLASSO “SCS”



















HH Part N°	Braid Hose						Spiral Hose							
	Hose Size			Dimensions (mm)			Dimensions (mm)			Hose Size				
	DN	Inch	Dash	ØA	ØB	E	F	G	H	ØC	ØD	DN	Inch	Dash
				+0,00 -0,05	+0,00 -0,05					+0,00 -0,05	+0,00 -0,05			
SCS12-16	19	3/4"	-12	12,6	13,3	55	20	20	60	18,2	17,4	25	1"	-16
SCS20-24	31,5	1 1/4"	-20	22,7	23,6	70	20	20	85	29	28	38	1 1/2"	-24
SCS32	51	2"	-32	37,6	38,8	100	15							

“SCH” COLLAPSE CONTROL MANDREL
SPINE DI CONTROLLO COLLASSO “SCH”








HH Part N°	Braid Hose						Spiral Hose							
	Hose Size			Dimensions (mm)			Dimensions (mm)			Hose Size				
	DN	Inch	Dash	ØA	ØB	E	F	G	H	ØC	ØD	DN	Inch	Dash
				+0,00 -0,05	+0,00 -0,05					+0,00 -0,05	+0,00 -0,05			
SCH12-16	19	3/4"	-12	12,6	13,1	55	20	20	60	18	17,4	25	1"	-16
SCH20-24	31,5	1 1/4"	-20	23,2	23,9	70	20	20	85	29,8	29	38	1 1/2"	-24
SCH32	51	2"	-32	39,5	40,5	100	15							

Hose type Tipo Tubo	Hose p/n Cod. Tubo	Insert range Inserto	DN5 3/16" -03	DN6 1/4" -04	DN8 5/16" -05	DN10 3/8" -06	DN12 1/2" -08	DN16 5/8" -10	DN19 3/4" -12	DN25 1" -16	DN31 1"1/4 -20	DN38 1"1/2 -24	DN51 2" -32
EN 853 1SN	TUBO..1T	CX		BNK104F BXT204F	BNK105 BXT205F	BNK106F BXT206F	BNK108F BXT208F	BNK110 BXT210	BNK112 BXT212	BNK116 BXT216	BXT220	BXT224	BXT232
		CS	BXLP03(*)	BXLP04 (*)	BXLP05 (*)	BXLP06 (*)	BXLP08 (*)	BXLP10 (*)	BXLP12 (*)	BXLP16 (*)	BXL20 (*)	BXL24 (*)	BXL32 (*)
EN 853 2SN	TUBO..2T	CX	BXT203 BXLP03(*)	BXT204F BXLP04 (*)	BXT205F BXLP05 (*)	BXT206F BXLP06 (*)	BXT208F BXLP08 (*)	BXT210 BXLP10 (*)	BXT212 BXLP12 (*)	BXT216 BXLP16 (*)	BXT220 BXP20 (*)	BXT224 BXP24(*)	BXT232 BXP32(*)
		CS									BSN220	BSN224	BSN232
EN 857 1SC	TUBO..1C	CX		BNK104F	BNK105	BNK106F	BNK108F	BNK110	BNK112	BNK116			
EN 857 2SC	TUBO..2C	CX		BNK104F BXT204F	BNK105 BXT205F	BNK106F BXT206F	BNK108F BXT208F	BNK110 BXT210	BNK112 BXT212	BNK116 BXT216			
				BXLP04 (*)	BXLP05 (*)	BXLP06 (*)	BXLP08 (*)	BXLP10 (*)	BXLP12 (*)	BXLP16 (*)			
1SNK exc. 1SC	TUBO..FO	CX		BNK104F	BNK105	BNK106F	BNK108F	BNK110	BNK112	BNK116			
2SNK exc. EN 857 2SC	TUBO..MA	CX		BNK104F BXT204F	BNK105 BXT205F	BNK106F BXT206F	BNK108F BXT208F	BNK110 BXT210	BNK112 BXT212	BNK116 BXT216			
		CS		BXLP04 (*)	BXLP05 (*)	BXLP06 (*)	BXLP08 (*)	BXLP10 (*)	BXLP12 (*)	BXLP16 (*)		BSN220	
SAE100 R17	TUBO..R17	CX		BNK104F	BNK105	BNK106F	BNK108F	BNK110 BXLP10 (*)	BNK112 BXLP12 (*)	BNK116 BXLP16 (*)			
SAE100 R16S	TUBO..R16	CX		BNK104F BXT204F	BNK105 BXT205F	BNK106F BXT206F	BNK108F BXT208F	BNK110 BXT210	BNK112 BXT212	BNK116 BXT216			
				BXLP04 (*)	BXLP05 (*)	BXLP06 (*)	BXLP08 (*)	BXLP10 (*)	BXLP12 (*)	BXLP16 (*)			
SAE100 R3	TUBO..R3	CX		BP304	BP305	BP306	BP308	BP310	BP312	BP316	BP320		
SAE100 R4	SP..R4	CX							BP312	BP316	BP320	BP424	BP432
SAE100 R6	TUBO..R6	CX		BX704	BX705	BX706	BX708	BX710	BX712	BX716			
SAE100 R7	TUBO..R7	CX	BX703	BX704	BX705	BX706	BX708	BX710	BX712	BX716			
SAE100 R8	TUBO..R8	CX	BX703	BX704	BX705	BX706	BX708	BX710	BX712	BX816			
SAE100 R1	TUBO..7T	CX	BX703	BNK104F	BNK105	BNK106F	BNK108F	BNK110	BNK112	BNK116			
EN 856 4SP	TUBO..SP	CX				BXT406	BXT408	BXT410	BXT412A	BXT416A			
		CS		BXS04 (*)		BXS06 (*)	BXS08 (*)	BXS10 (*)	BXS12 (*)	BXS16 (*)	BXS20 (*)	BXS24 (*)	BXS32 (*)
		CH							BXH12 (**)	BXH16 (**)	BSS620 (*)	BSS624 (*)	BSS632 (*)
EN 856 4SH	TUBO..SH	CX							BXT412A	BXT416A			
		CS							BXS12 (*)	BXS16 (*)	BXSH20 (*)	BXSH24 (*)	BXSH32 (*)
		CH							BSN412A	BSN416A	BSN420A	BSN424A	BSN432A
SAE100 R12	TUBO..12	CX				BXT406 BXS06 (*)	BXT408 BXS08 (*)	BXT410 BXS10 (*)	BXT412A BXS12 (*)	BXT416A BXS16 (*)	BXS20 (*)	BXS24 (*)	BXS32 (*)
		CS							BSN412A	BSN416A	BSN420A	BSN424A	BSN432A
SAE100 R13	TUBO..13	CX				BXT406	BXT408	BXT410	BXS12 (*)	BXS16 (*)	BXS20 (*)	BXS24 (*)	BXS32 (*)
		CS							BSN412A	BSN416A	BSS620 (*)	BSS624 (*)	BSS632 (*)
		CH							BHH12 (**)	BHH16 (**)	BH1320 (**)	BH1324 (**)	BH1332 (*)
SAE100 R15	TUBO..15	CX				BXS06 (*) BXT406	BXS08 (*) BXT408	BXS10 (*) BXT410	BXS12 (*)	BXS16 (*)			
		CS							BSN412A	BSN416A	BSS620 (*)	BSS624 (*)	BSS632 (*)
		CH							BHH12 (**)	BHH16 (**)	BH1320 (**)	BH1324 (**)	BH1332 (*)
ISO 18752 4000	TUBO..FL	CX				BXS06 (*) BXT406	BXS08 (*) BXT408	BXS10 (*) BXT410	BXS12 (*) BXT412A	BXS16 (*) BXT416A			
		CS							BSN412A	BSN416A			
ISO 18752 5000	TUBO..FL5	CX				BXS06 (*) BXT406	BXS08 (*) BXT408	BXS10 (*) BXT410	BXS12 (*) BXT412A	BXS16 (*) BXT416A			
		CS							BSN412A	BSN416A	BSN420A		
ISO 18752 6000	TUBO..FL6	CX				BXS06 (*) BXT406	BXS08 (*) BXT408	BXS10 (*) BXT410	BXS12 (*) BXT412A	BXS16 (*) BXT416A			
		CS							BSN412A	BSN416A			
PTFE SAE100 R14	PTFE..	CX	BPT03	BPT04	BPT05	BPT06	BPT08	BPT10	BPT12	BPT16			
PTFE CONVULATED	PTFEC..	CX				BPTFEC06	BPTFEC08	BPTFEC10	BPTFEC12	BPTFEC16	BPTFEC20	BPTFEC24	BPTFEC32

INSERT - FERRULE INSERTO - BOCCOLA		HOSE TYPE TIPO TUBO	TUBO.. FO	TUBO.. MA	TUBO.. 1C	TUBO.. 2C	TUBO.. 17	TUBO.. 16	TUBO.. 1T	TUBO.. 2T	TUBO.. BI	TUBO.. E1	TUBO.. SP	TUBO.. SH	TUBO.. 12	TUBO.. 13	TUBO.. 15	TUBO.. FL	TUBO.. FL5	TUBO.. FL6	TUBO.. R7	TUBO.. 7B	TUBO.. R8	TUBO.. 8B	TUBO.. 7T	TUBO.. BT	TUBO.. L5	TUBO.. R3	SP.. R4	TUBO.. R6	TUBO.. AN	PTFE..	PTFE..	TUBO.. 1M	TUBO.. 2M				
Series CX		NO SKIVE		04 16		04 16		04 16	04 32	03 32		04 32																											
		NO SKIVE	04 16	04 16	04 16	04 16	04 16	04 16	04 16			04 16													04 16	04 16													
		SKIVE		04 16		04 16	04 16	04 16	03 16	03 16	06 16	03 16																								04 10	04 10		
		SKIVE								20 32			20 32																										
		NO SKIVE											06 16	06 16	06 16	06 10	06 10	06 16	06 16	06 16	06 16																		
		SKIVE											04 32	12 32	06 32	12 16	06 16	06 16	06 16	06 16	06 16																		
		NO SKIVE																				03 16	03 16	03 16	03 16	03		03 16				04 16							
		NO SKIVE																											04 20	12 20		04 16							
		NO SKIVE																																					
		NO SKIVE																																		03 16			
		NO SKIVE																																		06 32			
	Series CS		NO SKIVE		20					20 32	20 32																												
		NO SKIVE										12 16	12 32	12 32	12 16	12 16	12 16	12 16	12 20	12 16																			
		SKIVE										20 32			20 32	20 32																							
Series CH		DOUBLE SKIVE										12 16	12 32			12 16	12 16																						
		DOUBLE SKIVE														20 32	20 24																						

Hose type Tipo Tubo	Hose p/n Cod. Tubo	DN5 3/16" -03	DN6 1/4" -04	DN8 5/16" -05	DN10 3/8" -06	DN12 1/2" -08	DN16 5/8" -10	DN19 3/4" -12	DN25 1" -16	DN31 1"1/4 -20	DN38 1"1/2 -24	DN51 2" -32
EN 853 1SN	TUBO..1T		HX04	HX05	HX06	HX08	HX10	HX12	HX16			
					4S06	4S08	4S10	4S12	4S16	4S20	4S24	4S32
EN 853 2SN	TUBO..2T		HX04	HX05	HX06	HX08	HX10	HX12	HX16			
					4S06	4S08	4S10	4S12	4S16	4S20	4S24	4S32
EN 857 1SC	TUBO..1C		HX04	HX05	HX06	HX08	HX10	HX12	HX16			
EN 857 2SC	TUBO..2C		HX04	HX05	HX06	HX08	HX10	HX12	HX16			
					4S06	4S08	4S10	4S12	4S16			
1SNK exceed EN 857 2SC	TUBO..FO		HX04	HX05	HX06	HX08	HX10	HX12	HX16			
2SNK exceed EN 857 2SC	TUBO..MA		HX04	HX05	HX06	HX08	HX10	HX12	HX16			
					4S06	4S08	4S10	4S12	4S16			
SAE100 R17	TUBO..R17		HX04	HX05	HX06	HX08	HX10	HX12	HX16			
							4S10	4S12	4S16			
SAE100 R16S	TUBO..R16		HX04	HX05	HX06	HX08	HX10	HX12	HX16			
					4S06	4S08	4S10	4S12	4S16			
SAE100 R5	TUBO..R5	RF03	RF04	RF05	RF06	RF08	RF10					
SAE100 R6	TUBO..R6		TH04	TH05	TH06	TH08	TH10	TH12	TH16			
SAE100 R7	TUBO..R7	TH03	TH04	TH05	TH06	TH08	TH10	TH12	TH16			
SAE100 R8	TUBO..R8	TH03	TH04	TH05	TH06	TH08	TH10	TH12	TH16			
SAE100 R1	TUBO..7T	TH03	TH04	TH05	TH06	TH08	TH10	TH12	TH16			
EN 856 4SP	TUBO..SP				4S06	4S08	4S10	4S12	4S16	6S20	6S24	6S32
EN856 4SH	TUBO..SH							4S12	4S16	4S20	4S24	4S32
SAE100 R12	TUBO..12				4S06	4S08	4S10	4S12	4S16	4S20	4S24	4S32
SAE100 R13	TUBO..13							4S12	4S16	6S20	6S24	6S32
SAE100 R15	TUBO..15				4S06	4S08	4S10	4S12	4S16	6S20	6S24	6S32
ISO 18752 4000	TUBO..FL				4S06	4S08	4S10	4S12	4S16			
ISO 18752 5000	TUBO..FL5				4S06	4S08	4S10	4S12	4S16	4S20	6S24	6S32
ISO 18752 6000	TUBO..FL6				4S06	4S08	4S10	4S12	4S16	6S20	6S24	6S32

INSERT ONE PIECE INSERT PREMONTATO		HOSE TYPE TIPO TUBO																										
			TUBO..FO	TUBO..MA	TUBO..1C	TUBO..2C	TUBO..17	TUBO..16	TUBO..1T	TUBO..2T	TUBO..SP	TUBO..SH	TUBO..12	TUBO..13	TUBO..15	TUBO..FL	TUBO..FL5	TUBO..FL6	TUBO..R7	TUBO..7B	TUBO..R8	TUBO..8B	TUBO..7T	TUBO..BT	TUBO..L5	TUBO..R6	TUBO..R5	
 Series HX	WIRE BRAID HOSE	NO SKIVE	04 16	04 16	04 16	04 16	04 16	04 16	04 16	04 16																		
 Series 4S	FOUR SPIRAL HOSE	NO SKIVE		06 16		06 16	10 16	06 16	06 32	06 32	06 16	12 32	06 32	12 16	06 16	06 16	06 20	06 16										
 Series 6S	SIX SPIRAL HOSE	NO SKIVE									20 32			20 32	20 32		24 32	20 32										
 Series TH	THERMOP. HOSE	NO SKIVE																	03 16	03 16	03 16	03 16	03 16	03 16	03 16	04 16		
 Series RF	SAE 100 R5	NO SKIVE																									03 10	
			1SNK EXCEEDS EN 857 1SC SAE 100 R17	2SNK EXCEEDS EN 857 2SC SAE 100 R16-S	EN 857 1SC	EN 857 2SC	SAE 100 R17	SAE 100 R16-S	EN 853 1SN SAE 100 R 1S	EN 853 2SN SAE 100 R 2S	DIN EN 856 4SP SAE 100 R9R	DIN EN 856 4 SH	SAE 100 R 12	SAE 100 R 13	SAE 100 R 15	ISO 18752-CC 280BAR	ISO 18752-CC 350BAR	ISO 18752-CC 420BAR	DIN EN 855 SAE 100 R7	DIN EN 855 SAE 100 R7 TWIN / BINATO	SAE 100 R8	SAE 100 R8 TWIN / BINATO	THERMOP. 1 WIRE STEEL TUBO TERMOP. 1 RINF. ACC.	THERMOP. 1 WIRE STEEL TWIN TUBO TERMOP. 1 RINF. ACC. BIN.	THERMOP. 1 FIBER BRAID TERMOP. 1 TRECCIA TESS.	DIN EN 854 SAE 100 R6	SAE 100 R5	

CATALOGUE

PRODUCTS CATALOGUE
CATALOGO PRODOTTI



HOSE FITTINGS

1a	CX FITTINGS RACCORDI CX	1a 1 1a 106
1b	CS HOSE FITTINGS RACCORDI CS	1b 1 1b 56
1c	CH FITTINGS RACCORDI CH	1c 1 1c 30

ONE PIECE FITTINGS

1d	WIRE FIT HX FITTINGS RACCORDI WIRE FIT HX	1d 1 1d 78
1e	4 SPIRAL FIT 4S FITTINGS RACCORDI 4 SPIRAL FIT 4S	1e 1 1e 56
1f	6 SPIRAL FIT 6S FITTINGS RACCORDI 6 SPIRAL FIT 6S	1f 1 1f 52
1g	THERMO FIT TH FITTINGS RACCORDI THERMO FIT TH	1g 1 1g 62
1h	R5 FITTINGS RACCORDI R5	1h 1 1h 28
1i	ACCESSORIES ACCESSORI	1i 1 1i 14

CX HOSE FITTINGS





The **CX range** is specifically designed to suit wire braided, spiral, thermoplastic, PTFE and low pressure hoses.

Compact, simple and cost effective combination: the perfect solution for a multiple range of hoses.



The extensive range (BSP, NPT, JIC, ORFS, SAE, Flange, DIN, JIS) of different connections always allows to find the proper insert for the application required!

La **gamma CX** è stata appositamente progettata per essere montata su tubi trecciati, spirali, termoplastici, PTFE e tubazioni a bassa pressione. Una combinazione semplice, compatta ed ottimizzata: la soluzione perfetta per una vasta gamma di tubi flessibili oleodinamici. L'ampia gamma di connessioni (BSP, NPT, JIC, ORFS, SAE, Flange, DIN, JIS) permette di trovare sempre l'inserto adatto a qualsiasi applicazione richiesta.

CX FITTINGS
RACCORDI CX **1a**

<p>BNK</p>  <p>1</p> <p>NO SKIVE FERRULE UNIFCATED COM-PACT HOSE 1 - 2 BRAIDED BOCCOLA UNIFICATA TUBI 1 - 2 TRECCE COMPATTI</p>	<p>BXT2</p>  <p>2</p> <p>NO SKIVE FERRULE UNIFCATED HOSE 1 - 2 BRAIDED BOCCOLA UNIFICATA TUBI 1 - 2 TRECCE</p>	<p>BXLP</p>  <p>3</p> <p>SKIVE FERRULE HOSE 1 - 2 BRAIDED BOCCOLA A PELARE TUBI 1 - 2 TRECCE</p>	<p>BXL</p>  <p>4</p> <p>SKIVE FERRULE HOSE 1 BRAIDED BOCCOLA A PELARE TUBI 1 TRECCE</p>
---	--	--	--

<p>BXP</p>  <p>5</p> <p>SKIVE FERRULE HOSE 2 BRAIDED BOCCOLA A PELARE TUBI 2 TRECCE</p>	<p>BXT4</p>  <p>6</p> <p>NO SKIVE FERRULE HOSE 4 SPIRAL BOCCOLA NO SKIVE TUBI 4 SPIRALI</p>	<p>BXS</p>  <p>7</p> <p>SKIVE FERRULE HOSE 4 SPIRAL BOCCOLA TUBI 4 SPIRALI</p>	<p>BXSH</p>  <p>8</p> <p>SKIVE FERRULE HOSE 4SH BOCCOLA TUBI 4SH</p>
---	---	--	---





<p>BX7</p>  <p>9</p> <p>NO SKIVE FERRULE THERMOPLASTIC HOSE BOCCOLA TUBI TERMOPLASTICI</p>	<p>BX8</p>  <p>10</p> <p>NO SKIVE FERRULE THERMOPLASTIC HOSE SAE100 R8 BOCCOLA TUBI TERMOPLASTICI SAE100 R8</p>	<p>BP3</p>  <p>11</p> <p>NO SKIVE FERRULE SAE 100 R3 HOSE BOCCOLA TUBI SAE 100 R3</p>	<p>BP4</p>  <p>12</p> <p>NO SKIVE FERRULE SAE100 R4 HOSE BOCCOLA TUBI SAE100 R4</p>
---	--	--	---

<p>BPT</p>  <p>13</p> <p>NO SKIVE FERRULE SAE100 R14 PTFE HOSE BOCCOLA TUBI SAE100 R14 PTFE</p>	<p>BPTFEC</p>  <p>14</p> <p>FERRULE FOR CORRUGATED HOSE PTFE BOCCOLA A PRESSARE TUBO PTFE CORRUGATO</p>	<p>CXMML</p>  <p>15</p> <p>CEL - METRIC MALE, 24° CONE, LIGHT CEL - MASCHIO METRICO, CONO 24°, SERIE LEGGERA</p>	<p>CXFOSL</p>  <p>16</p> <p>DKOL - METRIC O'RING FEMALE, 24° CONE, LIGHT DKOL - FEMMINA METRICA O'RING, CONO 24°, SERIE LEGGERA</p>
---	---	--	--

<p>CXFOSL45</p>  <p>17</p> <p>DKOL 45° - METRIC O'RING FEMALE 45°, 24° CONE, LIGHT DKOL 45° - FEMMINA 45° METRICA O'RING, CONO 24°, SERIE LEGGERA</p>	<p>CXFOSL90</p>  <p>18</p> <p>DKOL 90° - METRIC O'RING FEMALE 90°, 24° CONE, LIGHT DKOL 90° - FEMMINA 90° METRICA O'RING, CONO 24°, SERIE LEGGERA</p>	<p>CXMMS</p>  <p>19</p> <p>CES - METRIC MALE, 24° CONE, HEAVY CES - MASCHIO METRICO, CONO 24°, SERIE PESANTE</p>	<p>CXFOSS</p>  <p>20</p> <p>DKOS - METRIC O'RING FEMALE, 24° CONE, HEAVY DKOS - FEMMINA METRICA O'RING, CONO 24°, SERIE PESANTE</p>
---	---	--	---

<p>CXFOSS45</p>  <p>21</p> <p>DKOS 45° - METRIC O'RING FEMALE 45°, 24° CONE, HEAVY DKOS 45° - FEMMINA 45° METRICA O'RING, CONO 24°, SERIE PESANTE</p>	<p>CXFOSS90</p>  <p>22</p> <p>DKOS 90° - METRIC O'RING FEMALE 90°, 24° CONE, HEAVY DKOS 90° - FEMMINA 90° METRICA O'RING, CONO 24°, SERIE PESANTE</p>	<p>CXET</p>  <p>23</p> <p>METRIC STANDPIPE FEMMINA METRICA TUBOLARE</p>	<p>CXET45</p>  <p>25</p> <p>METRIC STANDPIPE 45° FEMMINA METRICA TUBOLARE 45°</p>
---	---	---	---

<p>CXET90</p>  <p>27</p> <p>METRIC STANDPIPE 90° FEMMINA METRICA TUBOLARE 90°</p>	<p>CXOM</p>  <p>29</p> <p>RNM - METRIC BANJO RNM - OCCHIO METRICO</p>	<p>CXFM</p>  <p>30</p> <p>FEMALE MULTISEAL FEMMINA MULTISEAL</p>	<p>CXFM45</p>  <p>31</p> <p>FEMALE MULTISEAL 45° FEMMINA MULTISEAL 45°</p>
--	--	---	---

<p>CXFM90</p>  <p>32</p> <p>FEMALE MULTISEAL 90° FEMMINA MULTISEAL 90°</p>	<p>CXMF</p>  <p>33</p> <p>FRENCH METRIC MALE SERIES GAZ CONE 24° MASCHIO METRICO FRANCESE SERIE GAZ OGIVA 24°</p>	<p>CXFF</p>  <p>34</p> <p>FRENCH FEMALE SERIES GAZ CONE 24° FEMMINA METRICA SERIE GAZ OGIVA 24°</p>	<p>CXFF45</p>  <p>35</p> <p>FRENCH FEMALE 45° SERIES GAZ CONE 24° FEMMINA 45° METRICA SERIE GAZ OGIVA 24°</p>
--	---	---	---

CXFF90



36

FRENCH FEMALE 90° SERIES GAZ
CONE 24°
FEMMINA 90° METRICA SERIE GAZ
OGIVA 24°


CXMW



37

AGM - METRIC MALE, 60° CONE
AGM - MASCHIO METRICO, CONO 60°

CXFWP



38

DKM - METRIC FEMALE, 60° CONE
DKM - FEMMINA METRICA, CONO 60°

CXFWP45



39

DKM - METRIC FEMALE 45°, 60° CONE
DKM - FEMMINA 45° METRICA, CONO
60°

CXFGP90K



52

DKR 90° K - BSP FEMALE 90° COMPACT,
60° CONE
DKR 90° K - FEMMINA 90° COMPATTA
BSP, CONO 60°

CXMGF



53

AGR F - BSPP MALE, FLAT FACE
AGR F - MASCHIO BSPP, FACCIA PIANA

CXFGFP



54

DKR F - BSP FEMALE FLAT FACE
DKR F - FEMMINA BSP, SEDE PIANA

CXFGCP



55

DKR - BSP FEMALE DOUBLE HEXAGON,
60° CONE "NISSAN"
DKR - FEMMINA BSP DOPPIO ESAGONO,
CONO 60° "NISSAN"

CXFWP90



40

DKM - METRIC FEMALE 90°, 60° CONE
DKM - FEMMINA 90° METRICA, CONO
60°

CXMG



41

AGR - BSPP MALE, 60° CONE
AGR - MASCHIO BSPP, CONO 60°

CXMGC



42

AGR K - BSPT MALE, 60° CONE
AGR K - MASCHIO BSPT, CONO 60°

CXFGP



43

DKR - BSP FEMALE, 60° CONE
DKR - FEMMINA BSP, CONO 60°

CXOG



56

RNR - BSP BANJO
RNR - OCCHIO BSP

CXMI



57

AGJ - JIC MALE, 37° CONE
AGJ - MASCHIO JIC, CONO 37°


CXFIP



58

DKJ - JIC FEMALE, 37° CONE
DKJ - FEMMINA JIC, CONO 37°

CXFICP



59

DKJ - JIC FEMALE DOUBLE HEXAGON,
37° CONE
DKJ - FEMMINA JIC DOPPIO ESAGONO,
CONO 37°

CXFGL



44

DKR - BSP FEMALE SLIP BACK NUT, 60°
CONE
DKR - FEMMINA BSP DADO SFILABILE,
CONO 60°

CXFGOLS



45

DKR - BSP FEMALE FULL HEXAGON NUT
O'RING, 60° CONE
DKR - FEMMINA BSP DADO ESAGONO
COMPLETO O'RING, CONO 60°

CXFGP45



46

DKR 45° - BSP FEMALE 45°, 60° CONE
DKR 45° - FEMMINA 45° BSP, CONO 60°

CXFGL45



47

DKR 45° - BSP FEMALE 45° SLIP BACK NUT,
60° CONE
DKR 45° - FEMMINA 45° BSP DADO
SFILABILE, CONO 60°

CXFIP45



60

DKJ 45° - JIC FEMALE 45°, 37° CONE
DKJ 45° - FEMMINA 45° JIC, CONO 37°

CXFIP90C



61

DKJ 90° - JIC FEMALE 90° SHORT, 37°
CONE
DKJ 90° - FEMMINA 90° JIC CORTA,
CONO 37°

CXFIP90



62

DKJ 90° - JIC FEMALE 90° SHORT, 37°
CONE
DKJ 90° - FEMMINA 90° JIC CORTA,
CONO 37°

CXFIP90L



63

DKJ 90° - JIC FEMALE 90° LONG, 37°
CONE
DKJ 90° - FEMMINA 90° JIC LUNGA,
CONO 37°

CXFGOLS45



48

DKR 45° - BSP FEMALE 45° FULL HEXA-
GON NUT O'RING, 60° CONE
DKR 45° - FEMMINA 45° BSP DADO ESA-
GONO COMPLETO O'RING, CONO 60°

CXFGP90



49

DKR 90° - BSP FEMALE 90°, 60° CONE
DKR 90° - FEMMINA 90° BSP, CONO 60°

CXFGL90



50

DKR 90° - BSP FEMALE 90° SLIP BACK NUT,
60° CONE
DKR 90° - FEMMINA 90° BSP DADO
SFILABILE, CONO 60°

CXFGOLS90



51

DKR 90° - BSP FEMALE 90° FULL HEXA-
GON NUT O'RING, 60° CONE
DKR 90° - FEMMINA 90° BSP DADO ESA-
GONO COMPLETO O'RING, CONO 60°

CXNPT



64

AGN - NPTF MALE
AGN - MASCHIO NPTF

CXSPT



65

NPTF - SWIVEL MALE 60° CONE STRAIGHT
NPTF - MASCHIO GIREVOLE CONO 60°

CXSPT90



66

NPTF - SWIVEL MALE 60° CONE SEAT - 90°
COMPACT ELBOW
NPTF - MASCHIO GIREVOLE CONO SVA-
SATO 60° - CURVA 90° COMPATTA

CXFSM



67

NPSM FEMALE, 60° CONE
FEMMINA NPSM, CONO 60°

CXMRS



68

AGO - ORFS MALE
AGO - MASCHIO ORFS

CXFRS



69

DKO - ORFS FEMALE
DKO - FEMMINA ORFS

CXFRS



70

DKO - ORFS FEMALE DOUBLE HEXAGON
DKO - FEMMINA DOPPIO ESAGONO ORFS

CXFRS45



71

DKO 45° - ORFS FEMALE 45°
DKO 45° - FEMMINA 45° ORFS

CXFP30



84

SFS 30° - SAE FLANGE 30° CODE 62
6000 PSI
SFS 30° - SAE FLANGIA 30° CODE 62
6000 PSI

CXFP45



85

SFS 45° - SAE FLANGE 45° CODE 62
6000 PSI
SFS 45° - SAE FLANGIA 45° CODE 62
6000 PSI

CXFP60



86

SFS 60° - SAE FLANGE 60° CODE 62
6000 PSI
SFS 60° - SAE FLANGIA 60° CODE 62
6000 PSI

CXFP67



87

SFS 67,5° - SAE FLANGE 67,5° CODE 62
6000 PSI
SFS 67,5° - SAE FLANGIA 67,5° CODE
62 6000 PSI

CXFRS90C



72

DKO 90° - ORFS FEMALE 90° SHORT
DKO 90° - FEMMINA 90° ORFS CORTA

CXFRS90L



73

DKO 90° - ORFS FEMALE 90° SHORT
DKO 90° - FEMMINA 90° ORFS LUNGA

CXFL



74

SFL - SAE FLANGE CODE 61 3000 PSI
SFL - SAE FLANGIA CODE 61 3000 PSI

CXFL22



75

SFL 22,5° - SAE FLANGE 22,5° CODE 61
3000 PSI
SFL 22,5° - SAE FLANGIA 22,5° CODE
61 3000 PSI

CXFP90



88

SFS 90° - SAE FLANGE 90° CODE 62
6000 PSI
SFS 90° - SAE FLANGIA 90° CODE 62
6000 PSI


CXFP90K



89

SFS 90° - SAE FLANGE 90° CODE 62 6000
PSI LONG
SFS 90° - SAE FLANGIA 90° CODE 62 6000
PSI LUNGA

CXYP



90

SFC - SUPERCAT FLANGE
SFC - FLANGIA SUPERCAT

CXYP45



91

SFC 45° - SUPERCAT FLANGE 45°
SFC 45° - FLANGIA 45° SUPERCAT

CXFL30



76

SFL 30° - SAE FLANGE 30° CODE 61
3000 PSI
SFL 30° - SAE FLANGIA 30° CODE 61
3000 PSI

CXFL45



77

SFL 45° - SAE FLANGE 45° CODE 61
3000 PSI
SFL 45° - SAE FLANGIA 45° CODE 61
3000 PSI

CXFL60



78

SFL 60° - SAE FLANGE 60° CODE 61
3000 PSI
SFL 60° - SAE FLANGIA 60° CODE 61
3000 PSI

CXFL67



79

SFL 67,5° - SAE FLANGE 67,5° CODE 61
3000 PSI
SFL 67,5° - SAE FLANGIA 67,5° CODE
61 3000 PSI

CXYP90



92

SFC 90° - SUPERCAT FLANGE 90°
SFC 90° - FLANGIA 90° SUPERCAT

CXWEO



93

WEO - CEJIN WEO MALE
WEO - MASCHIO CEJIN WEO


CXMS



94

STANDARD ORB MALE SOLID SAE
MASCHIO STANDARD ORB SAE

CXSMS



95

STANDARD ORB MALE SWIVEL SAE
MASCHIO GIREVOLE STANDARD
ORB SAE

CXFL90



80

SFL 90° - SAE FLANGE 90° CODE 61
3000 PSI
SFL 90° - SAE FLANGIA 90° CODE 61
3000 PSI

CXFL90K



81

SFL 90° - SAE FLANGE 90° CODE 61 3000
PSI LONG
SFL 90° - SAE FLANGIA 90° CODE 61 3000
PSI LUNGA

CXFP



82

SFS - SAE FLANGE CODE 62 6000 PSI
SFS - SAE FLANGIA CODE 62 6000 PSI

CXFP22



83

SFS 22,5° - SAE FLANGE 22,5° CODE 62
6000 PSI
SFS 22,5° - SAE FLANGIA 22,5° CODE
62 6000 PSI

CXSMS90



96

STANDARD ORB MALE SWIVEL SAE - 90°
COMPACT ELBOW
MASCHIO GIREVOLE STANDARD ORB
SAE - CURVA A 90° COMPATTA

CXMJ



97

SAE MALE, 45° CONE
MASCHIO SAE, CONO 45°

CXFJCP



98

SAE FEMALE DOUBLE HEXAGON, 45°
CONE
FEMMINA SAE DOPPIO ESAGONO,
CONO 45°

CXFJP45



99

SAE FEMALE 45° 45° CONE
FEMMINA 45° SAE, CONO 45°

CXFJP90



100

SAE FEMALE 90°, 45° CONE
FEMMINA 90° SAE, CONO 45°

CXFTC



101

JIS - JIS FEMALE DOUBLE HEXAGON
"TOYOTA"
JIS - FEMMINA JIS DOPPIO ESAGONO
"TOYOTA"

CXFMG



102

JISK - JIS "KOMATSU" FEMALE DOUBLE
HEXAGON, 60° CONE
JISK - FEMMINA JIS "KOMATSU" DOPPIO
ESAGONO, CONO 60°

CXFK



103

JET WASH FEMALE
FEMMINA PER IDROPULTRICI K

CXIR



104

PISTOL WASHCLEANER INSERT
RACCORDO PER PISTOLE IDROPULTRICI

CXT



105

WELDING INSERT
INSERTO A SALDARE

CXCX



106

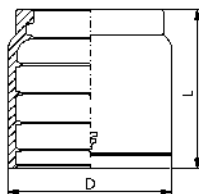
HOSE JUNCTION
RACCORDO DOPPIO INSERTO



BNK

NO SKIVE FERRULE UNIFICATED COMPACT HOSE 1 - 2 BRAIDED
BOCCOLA UNIFICATA TUBI 1 - 2 TRECCE COMPATTI

Code Codice	Hose Tubo		Dimensions (mm) Dimensioni (mm)	
	Inch/Pollici	DN (mm)	D	L
BNK104F	1/4"	6,3	20	27
BNK105	5/16"	8	22	27,5
BNK106F	3/8"	10	24,5	30
BNK108F	1/2"	12,5	28	32,5
BNK110	5/8"	16	32	35
BNK112	3/4"	19	36	40
BNK116	1"	25	45	50



notes

FOR HOSE:
SAE 100 R1AT (EN 853 1SN)
EN 857-1SC
EN 857-2SC
EXC EN 857-1SNK
EXC EN 857-2SNK
SAE 100 R16S
SAE 100 R17
SAE 100 R1 MTH1 (WIRE BRAID STEEL)

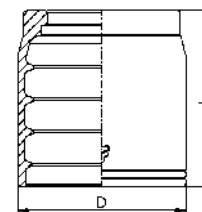
BOCCOLA PER TUBO:
SAE 100 R1AT (EN 853 1SN)
EN 857-1SC
EN 857-2SC
EXC EN 857-1SNK
EXC EN 857-2SNK
SAE 100 R16S
SAE 100 R17
SAE 100 R1 MTH1 (treccia acciaio)



BXT2

NO SKIVE FERRULE UNIFICATED HOSE 1 - 2 BRAIDED
BOCCOLA UNIFICATA TUBI 1 - 2 TRECCE

Code Codice	Hose Tubo		Dimensions (mm) Dimensioni (mm)	
	Inch/Pollici	DN (mm)	D	L
BXT203	3/16"	5	20	24
BXT204F	1/4"	6,3	22	26
BXT205F	5/16"	8	24	27,5
BXT206F	3/8"	10	26	30
BXT208F	1/2"	12,5	30	32,5
BXT210	5/8"	16	34	35
BXT212	3/4"	19	38	40
BXT216	1"	25	48	50
BXT220	1 1/4"	31,5	60	57
BXT224	1 1/2"	38	67	62
BXT232	2"	51	80	66



notes

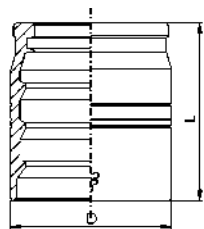
FERRULE FOR HOSE:
SAE 100 R1AT (EN 853 1SN)
SAE 100 R2AT (EN 853 2SN)
EN 857-2SC
EXC EN 857-2SNK
SAE 100 R16S

BOCCOLA PER TUBO:
SAE 100 R1AT (EN 853 1SN)
SAE 100 R2AT (EN 853 2SN)
EN 857-2SC
EXC EN 857-2SNK
SAE 100 R16S



BXLP

SKIVE FERRULE HOSE 1 - 2 BRAIDED
BOCCOLA A PELARE TUBI 1 - 2 TRECCE



Code Codice	Hose Tubo		Dimensions (mm) Dimensioni (mm)		L. skive ext. L. pel. ext.
	Inch/Pollici	DN (mm)	D	L	mm
BXLP03	3/16"	5	17	26	18
BXLP04	1/4"	6,3	19	29	20
BXLP05	5/16"	8	21	29	20
BXLP06	3/8"	10	23	31,5	23
BXLP08	1/2"	12,5	27	34	25
BXLP10	5/8"	16	32	37	27
BXLP12	3/4"	19	36	43	31
BXLP16	1"	25	44	49	34

notes

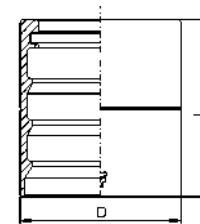
FERRULE FOR HOSE:
SAE 100 R1AT (EN 853 1SN)
SAE 100 R2AT (EN 853 2SN)
EN 857-2SC
EXC EN 857-2SNK
SAE 100 R17
SAE 100 R16S

BOCCOLA PER TUBO:
SAE 100 R1AT (EN 853 1SN)
SAE 100 R2AT (EN 853 2SN)
EN 857-2SC
EXC EN 857-2SNK
SAE 100 R17
SAE 100 R16S



BXL

SKIVE FERRULE HOSE 1 BRAIDED
BOCCOLA A PELARE TUBI 1 TRECCIA



Code Codice	Hose Tubo		Dimensions (mm) Dimensioni (mm)		L. skive ext. L. pel. ext.
	Inch/Pollici	DN (mm)	D	L	mm
BXL20	1 1/4"	31,5	50	55	39
BXL24	1 1/2"	38	57	60	43
BXL32	2"	51	70	75	58

notes

FERRULE FOR HOSE:
SAE 100 R1AT (EN 853 1SN)

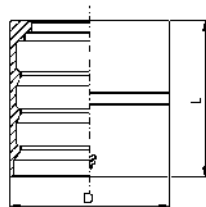
BOCCOLA PER TUBO:
SAE 100 R1AT (EN 853 1SN)



BXP

SKIVE FERRULE HOSE 2 BRAIDED
BOCCOLA A PELARE TUBI 2 TRECCE

Code Codice	Hose Tubo		Dimensions (mm) Dimensioni (mm)		L. skive ext. L. pel. ext.
	Inch/Pollici	DN (mm)	D	L	mm
BXP20	1 1/4"	31,5	54	55	40
BXP24	1 1/2"	38	62	60	44
BXP32	2"	51	75	75	60



notes

FERRULE FOR HOSE:
SAE 100 R2AT (EN 853 2SN)

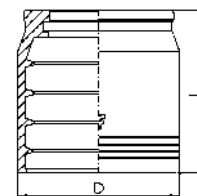
BOCCOLA PER TUBO:
SAE 100 R2AT (EN 853 2SN)



BXT4

NO SKIVE FERRULE HOSE 4 SPIRAL
BOCCOLA NO SKIVE TUBI 4 SPIRALI

Code Codice	Hose Tubo		Dimensions (mm) Dimensioni (mm)	
	Inch/Pollici	DN (mm)	D	L
BXT406	3/8"	10	30	30
BXT408	1/2"	12,5	34	33
BXT410	5/8"	16	39	37
BXT412A	3/4"	19	43	41
BXT416A	1"	25	51	52



notes

FERRULE FOR HOSE
EN 856 4SP (ISO 3862-1 4SP)
EN 856 4SH (ISO 3862-1 4SH)
SAE 100 R12 (EN 856 R12)
FLEXLINE 4000 (ISO 18752)
FLEXLINE 5000 (ISO 18752)
FLEXLINE 6000 (ISO 18752)

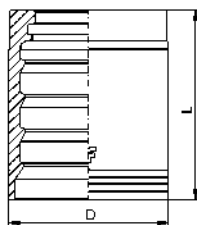
BOCCOLA PER TUBO:
EN 856 4SP (ISO 3862-1 4SP)
EN 856 4SH (ISO 3862-1 4SH)
SAE 100 R12 (EN 856 R12)
FLEXLINE 4000 (ISO 18752)
FLEXLINE 5000 (ISO 18752)
FLEXLINE 6000 (ISO 18752)



BXS

SKIVE FERRULE HOSE 4 SPIRAL
BOCCOLA TUBI 4 SPIRALI

Code Codice	Hose Tubo		Dimensions (mm) Dimensioni (mm)		L. skive ext. L. pel. ext.
	Inch/Pollici	DN (mm)	D	L	mm
BXS04	1/4"	6,3	22	30	18
BXS06	3/8"	10	26	32,5	22
BXS08	1/2"	12,5	30	35	24
BXS10	5/8"	16	34	38,5	27
BXS12	3/4"	19	38	43,5	30
BXS16	1"	25	46	54	38
BXS20	1 1/4"	31,5	56	61	45
BXS24	1 1/2"	38	65	68	50
BXS32	2"	51	78	74	55



notes

FERRULE FOR HOSE:
EN 856 4SP (ISO 3862-1 4SP)
EN 856 4SH (ISO 3862-1 4SH)
SAE 100 R12 (EN 856 R12)
FLEXLINE 4000 (ISO 18752)
FLEXLINE 5000 (ISO 18752)
FLEXLINE 6000 (ISO 18752)

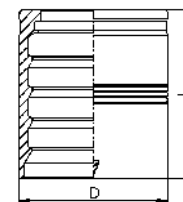
BOCCOLA PER TUBO:
EN 856 4SP (ISO 3862-1 4SP)
EN 856 4SH (ISO 3862-1 4SH)
SAE 100 R12 (EN 856 R12)
SAE 100 R13
SAE 100 R15
FLEXLINE 4000 (ISO 18752)
FLEXLINE 5000 (ISO 18752)
FLEXLINE 6000 (ISO 18752)



BXSH

SKIVE FERRULE HOSE 4SH
BOCCOLA TUBI 4SH

Code Codice	Hose Tubo		Dimensions (mm) Dimensioni (mm)		L. skive ext. L. pel. ext.
	Inch/Pollici	DN (mm)	D	L	mm
BXSH20	1 1/4"	31,5	54	61	45
BXSH24	1 1/2"	38	62	69	50
BXSH32	2"	51	76	74	55



notes

FERRULE FOR HOSE:
EN 856 4SH (ISO 3862-1 4SH)

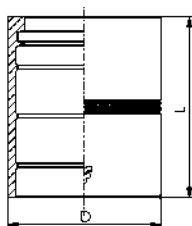
BOCCOLA PER TUBO:
EN 856 4SH (ISO 3862-1 4SH)



BX7

NO SKIVE FERRULE THERMOPLASTIC HOSE
BOCCOLA TUBI TERMOPLASTICI

Code Codice	Hose Tubo		Dimensions (mm) Dimensioni (mm)	
	Inch/Pollici	DN (mm)	D	L
BX703	3/16"	5	15	26
BX704	1/4"	6,3	17	29
BX705	5/16"	8	20	30,5
BX706	3/8"	10	22	32
BX708	1/2"	12,5	27	32,5
BX710	5/8"	16	31	37
BX712	3/4"	19	34,5	41
BX716	1"	25	40	50



notes

FERRULE FOR HOSE:
SAE 100 R6 (EN 854 1 TE)
SAE 100 R7 (EN 855 R7)
SAE 100 R8 (EN 855 R8)

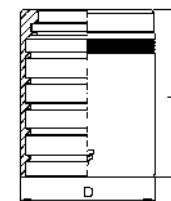
BOCCOLA PER TUBO:
SAE 100 R6 (EN 854 1 TE)
SAE 100 R7 (EN 855 R7)
SAE 100 R8 (EN 855 R8)



BX8

NO SKIVE FERRULE THERMOPLASTIC HOSE SAE100 R8
BOCCOLA TUBI TERMOPLASTICI SAE100 R8

Code Codice	Hose Tubo		Dimensions (mm) Dimensioni (mm)	
	Inch/Pollici	DN (mm)	D	L
BX816	1"	25	43	52



notes

FERRULE FOR HOSE:
SAE 100 R8 (EN 855 R8)

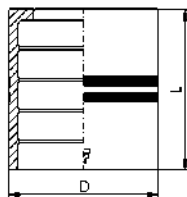
BOCCOLA PER TUBO
SAE 100 R8 (EN 855 R8)



BP3

NO SKIVE FERRULE SAE 100 R3 HOSE
BOCCOLA TUBI SAE 100 R3

Code Codice	Hose Tubo		Dimensions (mm) Dimensioni (mm)	
	Inch/Pollici	DN (mm)	D	L
BP304	1/4"	6,3	19	29
BP305	5/16"	8	22	30
BP306	3/8"	10	24	31
BP308	1/2"	12,5	28,5	34
BP310	5/8"	16	32	36
BP312	3/4"	19	38	42
BP316	1"	25	46	50
BP320	1 1/4"	31,5	52	57



notes

FERRULE FOR HOSE:
SAE 100 R3
SAE 100 R4

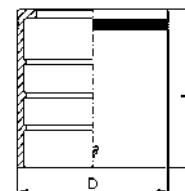
BOCCOLA PER TUBO
SAE 100 R3
SAE 100 R4



BP4

NO SKIVE FERRULE SAE100 R4 HOSE
BOCCOLA TUBI SAE100 R4

Code Codice	Hose Tubo		Dimensions (mm) Dimensioni (mm)	
	Inch/Pollici	DN (mm)	D	L
BP424	1 1/2"	38	60	63
BP432	2"	51	-	-
BP440	2 1/2"	63,5	-	-



notes

FERRULE FOR HOSE:
SAE 100 R4

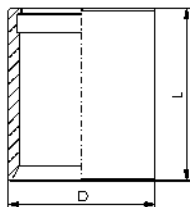
BOCCOLA PER TUBO
SAE 100 R4



BPT

NO SKIVE FERRULE SAE100 R14 PTFE HOSE
BOCCOLA TUBI SAE100 R14 PTFE

Code Codice	Hose Tubo		Dimensions (mm) Dimensioni (mm)		
	Inch/Pollici	DN (mm)	D	L	
BPT03	3/16"	5	14	26	
BPT04	1/4"	6,3	15	30	
BPT05	5/16"	8	17	30	
BPT06	3/8"	10	19	32	
BPT08	1/2"	12,5	24	34	
BPT10	5/8"	16	28	37	
BPT12	3/4"	19	30	41	
BPT16	1"	25	38	45	



notes

FERRULE FOR HOSE:
PTFE HOSE
SAE 100 R14

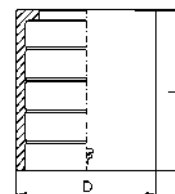
BOCCOLA PER TUBO:
TUBO PTFE
SAE 100 R14



BPTFEC

FERRULE FOR CORRUGATED HOSE PTFE
BOCCOLA A PRESSARE TUBO PTFE CORRUGATO

Code Codice	Hose Tubo		Dimensions (mm) Dimensioni (mm)		
	Inch/Pollici	DN (mm)	D	d	L
BPTFEC06	3/8"	10	21,5	17,8	30
BPTFEC08	1/2"	12,5	25	21	33
BPTFEC10	5/8"	16	29	24,5	36
BPTFEC12	3/4"	19	34	30	40
BPTFEC16	1"	25	40	34,8	50
BPTFEC20	1 1/4"	31,5	48	42	59
BPTFEC24	1 1/2"	38	55	49	63
BPTFEC32	2"	51	69	63	70



notes

FERRULE FOR HOSE:
CORRUGATED HOSE PTFE
WITH 1 AISI 304
STAINLESS STEEL BRAID

BOCCOLA PER TUBO:
TUBO PTFE CORRUGATO
CON TRECCIA IN ACCIAIO
INOX AISI 304

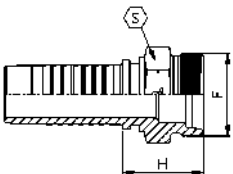


CXMML

CEL - METRIC MALE, 24° CONE, LIGHT
 CEL - MASCHIO METRICO, CONO 24°, SERIE LEGGERA

Thread - Filetto: METRIC
 Norm - Norma: DIN 3861

Code Codice	Thread Filetto	Hose Tubo		StandPipe Codolo	Dimensions Dimensioni		
		Inch/Pollici	DN(mm)		S	H	WPbar
CX03MM6L	M12x1,5	3/16"	5	6	12	21	280
CX03MM8L	M14x1,5	3/16"	5	8	14	21	280
CX04MM6L	M12x1,5	1/4"	6,3	6	12	21	280
CX04MM8L	M14x1,5	1/4"	6,3	8	14	21	280
CX04MM10L	M16x1,5	1/4"	6,3	10	17	23	280
CX04MM12L	M18x1,5	1/4"	6,3	12	19	23	280
CX05MM10L	M16x1,5	5/16"	8	10	17	23	280
CX05MM12L	M18x1,5	5/16"	8	12	19	23	280
CX06MM10L	M16x1,5	3/8"	10	10	17	23	280
CX06MM12L	M18x1,5	3/8"	10	12	19	23	280
CX06MM15L	M22x1,5	3/8"	10	15	22	25	280
CX08MM12L	M22x1,5	1/2"	12,5	15	22	26	280
CX08MM15L	M22x1,5	1/2"	12,5	15	22	26	280
CX08MM18L	M26x1,5	1/2"	12,5	18	27	28	210
CX10MM18L	M26x1,5	5/8"	16	18	27	28	210
CX10MM22L	M30x2	5/8"	16	22	30	30	210
CX12MM18L	M26x1,5	3/4"	19	18	27	29	210
CX12MM22L	M30x2	3/4"	19	22	30	31	210
CX16MM28L	M36x2	1"	25	28	36	35	165
CX20MM35L	M45x2	1 1/4"	31,5	35	46	40	100
CX24MM42L	M52x2	1 1/2"	38	42	55	42	100



notes

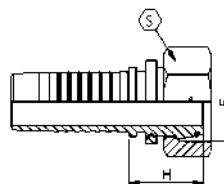


CXFOSL

DKOL - METRIC O'RING FEMALE, 24° CONE, LIGHT
 DKOL - FEMMINA METRICA O'RING, CONO 24°, SERIE LEGGERA

Thread - Filetto: METRIC
 Norm - Norma: DIN 3865

Code Codice	Thread Filetto	Hose Tubo		StandPipe Codolo	Dimensions Dimensioni			
		Inch/Pollici	DN(mm)		S	H	O-ring	WPbar
CX03FOS6L	M12x1,5	3/16"	5	6	14	21	5x1	280
CX03FOS8L	M14x1,5	3/16"	5	8	17	21	6x1,5	280
CX04FOS6L*	M12x1,5	1/4"	6,3	6	15	23	5x1	280
CX04FOS8L	M14x1,5	1/4"	6,3	8	17	22	6x1,5	280
CX04FOS10L	M16x1,5	1/4"	6,3	10	19	24	7,5x1,5	280
CX04FOS12L	M18x1,5	1/4"	6,3	12	22	24	9x1,5	280
CX05FOS10L	M16x1,5	5/16"	8	10	19	24	7,5x1,5	280
CX05FOS12L	M18x1,5	5/16"	8	12	22	24	9x1,5	280
CX06FOS10L*	M16x1,5	3/8"	10	10	19	23	7,5x1,5	280
CX06FOS12L	M18x1,5	3/8"	10	12	22	24	9x1,5	280
CX06FOS15L	M22x1,5	3/8"	10	15	27	24,5	12x2	280
CX08FOS12L	M18x1,5	1/2"	12,5	12	22	28	9x1,5	280
CX08FOS15L	M22x1,5	1/2"	12,5	15	27	25	12x2	280
CX08FOS18L	M26x1,5	1/2"	12,5	18	32	26	15x2	210
CX10FOS15L	M22x1,5	5/8"	16	15	27	35	12x2	210
CX10FOS18L	M26x1,5	5/8"	16	18	32	27	15x2	210
CX10FOS22L	M30x2	5/8"	16	22	36	28	20x2	210
CX12FOS18LP*	M26x1,5	3/4"	19	18	32	34	15x2	210
CX12FOS22L	M30x2	3/4"	19	22	36	31	20x2	210
CX12FOS28L	M36x2	3/4"	19	28	41	31,5	26x2	210
CX16FOS28L	M36x2	1"	25	28	41	32	26x2	165
CX20FOS35L	M45x2	1 1/4"	31,5	35	50	36	32x2,5	100
CX24FOS42L	M52x2	1 1/2"	38	42	60	37	38x2,5	100



notes

*CRIMPED NUT

*DADO PINZATO

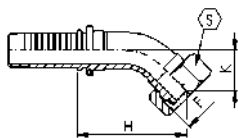


CXFOSL45

DKOL 45° - METRIC O'RING FEMALE 45°, 24° CONE, LIGHT
 DKOL 45° - FEMMINA 45° METRICA O'RING, CONO 24°, SERIE LEGGERA

Thread - Filetto: METRIC
 Norm - Norma: DIN 3865

Code Codice	Thread Filetto	Hose Tubo		Standpipe Codolo	Dimensions Dimensioni				
		Inch	DN (mm)		mm	S	H	K	O-ring
CX03FOS6L45	M12x1,5	3/16"	5	6	14	34	14	5x1	280
CX03FOS8L45	M14x1,5	3/16"	5	8	17	35	14	6x1,5	280
CX04FOS6L45*	M12x1,5	1/4"	6,3	6	15	35	14	5x1	280
CX04FOS8L45	M14x1,5	1/4"	6,3	8	17	36	14	6x1,5	280
CX04FOS10L45	M16x1,5	1/4"	6,3	10	19	38	16	7,5x1,5	280
CX04FOS12L45	M18x1,5	1/4"	6,3	12	22	39	17	9x1,5	280
CX05FOS10L45	M16x1,5	5/16"	8	10	19	39	17	7,5x1,5	280
CX05FOS12L45	M18x1,5	5/16"	8	12	22	39	18	9x1,5	280
CX06FOS10L45*	M16x1,5	3/8"	10	10	19	39	16	7,5x1,5	280
CX06FOS12L45	M18x1,5	3/8"	10	12	22	40	18	9x1,5	280
CX06FOS15L45	M22x1,5	3/8"	10	15	27	42	19	12x2	280
CX08FOS15L45	M22x1,5	1/2"	12,5	15	27	46	19	12x2	280
CX08FOS18L45	M26x1,5	1/2"	12,5	18	32	47	21	15x2	210
CX10FOS18L45	M26x1,5	5/8"	16	18	32	53	22	15x2	210
CX10FOS22L45	M30x2	5/8"	16	22	36	54	23	20x2	210
CX12FOS18LP45*	M26x1,5	3/4"	19	18	32	66	29	15x2	210
CX12FOS22L45	M30x2	3/4"	19	22	36	62	25	20x2	210
CX16FOS28L45	M36x2	1"	25	28	41	80	31	26x2	165
CX20FOS35L45	M45x2	1 1/4"	31,5	35	50	96	40	32x2,5	100
CX24FOS42L45	M52x2	1 1/2"	38	42	60	115	48	38x2,5	100



notes

*CRIMPED NUT

*DADO PINZATO

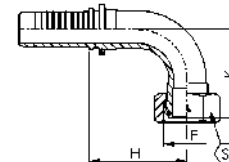


CXFOSL90

DKOL 90° - METRIC O'RING FEMALE 90°, 24° CONE, LIGHT
 DKOL 90° - FEMMINA 90° METRICA O'RING, CONO 24°, SERIE LEGGERA

Thread - Filetto: METRIC
 Norm - Norma: DIN 3865

Code Codice	Thread Filetto	Hose Tubo		Standpipe Codolo	Dimensions Dimensioni				
		Inch	DN (mm)		mm	S	H	K	O-ring
CX03FOS6L90	M12x1,5	3/16"	5	6	14	27	28	5x1	280
CX03FOS8L90	M14x1,5	3/16"	5	8	17	27	28	6x1,5	280
CX04FOS6L90*	M12x1,5	1/4"	6,3	6	15	26	26	5x1	280
CX04FOS8L90	M14x1,5	1/4"	6,3	8	17	29	29	6x1,5	280
CX04FOS10L90	M16x1,5	1/4"	6,3	10	19	29	30	7,5x1,5	280
CX04FOS12L90	M18x1,5	1/4"	6,3	12	22	29	32	9x1,5	280
CX05FOS10L90	M16x1,5	5/16"	8	10	19	31	33	7,5x1,5	280
CX05FOS12L90	M18x1,5	5/16"	8	12	22	28	32	9x1,5	280
CX06FOS10L90*	M16x1,5	3/8"	10	10	19	31	31	7,5x1,5	280
CX06FOS12L90	M18x1,5	3/8"	10	12	22	31	33	9x1,5	280
CX06FOS15L90	M22x1,5	3/8"	10	15	27	31	35	12x2	280
CX08FOS15L90	M22x1,5	1/2"	12,5	15	27	37	38	12x2	280
CX08FOS18L90	M26x1,5	1/2"	12,5	18	32	37	40	15x2	210
CX10FOS18L90	M26x1,5	5/8"	16	18	32	44	45	15x2	210
CX10FOS22L90	M30x2	5/8"	16	22	36	44	47	20x2	210
CX12FOS18LP90*	M26x1,5	3/4"	19	18	32	54	57	15x2	210
CX12FOS22L90	M30x2	3/4"	19	22	36	54	52	20x2	210
CX16FOS28L90	M36x2	1"	25	28	41	70	66	26x2	165
CX20FOS35L90	M45x2	1 1/4"	31,5	35	50	84	83	32x2,5	100
CX24FOS42L90	M52x2	1 1/2"	38	42	60	100	100	38x2,5	100



notes

*CRIMPED NUT

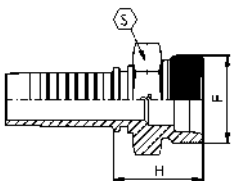
*DADO PINZATO



CXMMS

CES - METRIC MALE, 24° CONE, HEAVY
 CES - MASCHIO METRICO, CONO 24°, SERIE PESANTE

Thread - Filetto: METRIC
 Norm - Norma: DIN 3861



Code Codice	Thread Filetto	Hose Tubo		StandPipe Codolo	Dimensions Dimensioni		
		Inch/Pollici	DN(mm)		mm	S	H
CX03MM6S	M14x1,5	3/16"	5	6	14	23	415
CX03MM8S	M16x1,5	3/16"	5	8	17	23	415
CX04MM6S	M14x1,5	1/4"	6,3	6	14	23	450
CX04MM8S	M16x1,5	1/4"	6,3	8	17	23	450
CX04MM10S	M18x1,5	1/4"	6,3	10	19	24	450
CX04MM12S	M20x1,5	1/4"	6,3	12	22	25	450
CX05MM10S	M18x1,5	5/16"	8	10	19	24	350
CX05MM12S	M20x1,5	5/16"	8	12	22	25	350
CX06MM10S	M18x1,5	3/8"	10	10	19	24	445
CX06MM12S	M20x1,5	3/8"	10	12	22	25	445
CX06MM14S	M22x1,5	3/8"	10	14	22	27	445
CX08MM14S	M22x1,5	1/2"	12,5	14	22	28	415
CX08MM16S	M24x1,5	1/2"	12,5	16	24	29	415
CX10MM20S	M30x2	5/8"	16	20	30	32	350
CX12MM20S	M30x2	3/4"	19	20	30	33	350
CX12MM25S	M36x2	3/4"	19	25	36	37	350
CX16MM25S	M36x2	1"	25	25	36	39	280
CX16MM30S	M42x2	1"	25	30	46	43	280
CX20MM30S	M42x2	1 1/4"	31,5	30	46	44	210
CX20MM38S	M52x2	1 1/4"	31,5	38	55	48	210
CX24MM38S	M52x2	1 1/2"	38	38	55	48	185

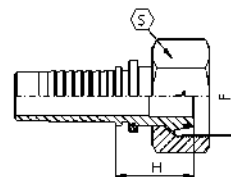
notes



CXFOSS

DKOS - METRIC O'RING FEMALE, 24° CONE, HEAVY
 DKOS - FEMMINA METRICA O'RING, CONO 24°, SERIE PESANTE

Thread - Filetto: METRIC
 Norm - Norma: DIN 3865



Code Codice	Thread Filetto	Hose Tubo		StandPipe Codolo	Dimensions Dimensioni			
		Inch/Pollici	DN(mm)		mm	S	H	O-ring
CX03FOS6S	M14x1,5	3/16"	5	6	17	21	5x1	415
CX03FOS8S	M16x1,5	3/16"	5	8	19	21	6x1,5	415
CX04FOS6S*	M14x1,5	1/4"	6,3	6	17	23	5x1	450
CX04FOS8S	M16x1,5	1/4"	6,3	8	19	22	6x1,5	450
CX04FOS10S	M18x1,5	1/4"	6,3	10	22	24	7,5x1,5	450
CX04FOS12S	M20x1,5	1/4"	6,3	12	24	24	9x1,5	450
CX05FOS10S	M18x1,5	5/16"	8	10	22	24	7,5x1,5	350
CX05FOS12S	M20x1,5	5/16"	8	12	24	24	9x1,5	350
CX06FOS10S*	M18x1,5	3/8"	10	10	22	25	7,5x1,5	445
CX06FOS12S	M20x1,5	3/8"	10	12	24	24	9x1,5	445
CX06FOS14S	M22x1,5	3/8"	10	14	27	28	10x2	445
CX08FOS14S	M22x1,5	1/2"	12,5	14	27	28	10x2	415
CX08FOS16S	M24x1,5	1/2"	12,5	16	30	29	12x2	415
CX10FOS16S	M24x1,5	5/8"	16	16	30	35	12x2	350
CX10FOS20S	M30x2	5/8"	16	20	36	33	16,3x2,4	350
CX12FOS20S	M30x2	3/4"	19	20	36	36	16,3x2,4	350
CX12FOS25S	M36x2	3/4"	19	25	46	38	20,3x2,4	350
CX12FOS25SE41	M36x2	3/4"	19	25	41	38	20,3x2,4	350
CX16FOS25S	M36x2	1"	25	25	46	40	22x2	280
CX16FOS30S	M42x2	1"	25	30	50	40	25,3x2,4	280
CX20FOS30S	M42x2	1 1/4"	31,5	30	50	41	25,3x2,4	210
CX20FOS38S	M52x2	1 1/4"	31,5	38	60	45	33,3x2,4	210
CX24FOS38S	M52x2	1 1/2"	38	38	60	46	33,3x2,4	185

notes

*CRIMPED NUT

*DADO PINZATO

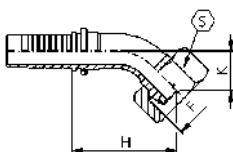


CXFOSS45

DKOS 45° - METRIC O'RING FEMALE 45°, 24° CONE, HEAVY
 DKOS 45° - FEMMINA 45° METRICA O'RING, CONO 24°, SERIE PESANTE

Thread - Filetto: METRIC
 Norm - Norma: DIN 3865

Code Codice	Thread Filetto	Hose Tubo		Standpipe Codolo	Dimensions Dimensioni				
		Inch	DN (mm)		mm	S	H	K	O-ring
CX03FOS6S45	M14x1,5	3/16"	5	6	17	34	14	5x1	415
CX03FOS8S45	M16x1,5	3/16"	5	8	19	35	14	6x1,5	415
CX04FOS6S45*	M14x1,5	1/4"	6,3	6	17	35	14	5x1	450
CX04FOS8S45	M16x1,5	1/4"	6,3	8	19	36	14	6x1,5	450
CX04FOS10S45	M18x1,5	1/4"	6,3	10	22	38	16	7,5x1,5	450
CX04FOS12S45	M20x1,5	1/4"	6,3	12	24	39	17	9x1,5	450
CX05FOS10S45	M18x1,5	5/16"	8	10	22	39	17	7,5x1,5	350
CX05FOS12S45	M20x1,5	5/16"	8	12	24	39	18	9x1,5	350
CX06FOS10S45*	M18x1,5	3/8"	10	10	22	40	17	7,5x1,5	445
CX06FOS12S45	M20x1,5	3/8"	10	12	24	40	18	9x1,5	445
CX06FOS14S45	M22x1,5	3/8"	10	14	27	42	19	10x2	445
CX08FOS14S45	M22x1,5	1/2"	12,5	14	27	46	20	10x2	415
CX08FOS16S45	M24x1,5	1/2"	12,5	16	30	47	21	12x2	415
CX10FOS20S45	M30x2	5/8"	16	20	36	56	25	16,3x2,4	350
CX12FOS20S45	M30x2	3/4"	19	20	36	64	27	16,3x2,4	350
CX12FOS25S45	M36x2	3/4"	19	25	46	64	28	20,3x2,4	350
CX12FOS25S45E41	M36x2	3/4"	19	25	41	64	28	20,3x2,4	350
CX16FOS25S45	M36x2	1"	25	25	46	82	34	22x2	280
CX16FOS30S45	M42x2	1"	25	30	50	80	31	25,3x2,4	280
CX20FOS30S45	M42x2	1 1/4"	31,5	30	50	96	41	25,3x2,4	210
CX20FOS38S45	M52x2	1 1/4"	31,5	38	60	94	38	33,3x2,4	210
CX24FOS38S45	M52x2	1 1/2"	38	38	60	115	49	33,3x2,4	185



notes

*CRIMPED NUT

*DADO PINZATO

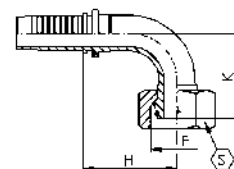


CXFOSS90

DKOS 90° - METRIC O'RING FEMALE 90°, 24° CONE, HEAVY
 DKOS 90° - FEMMINA 90° METRICA O'RING, CONO 24°, SERIE PESANTE

Thread - Filetto: METRIC
 Norm - Norma: DIN 3865

Code Codice	Thread Filetto	Hose Tubo		Standpipe Codolo	Dimensions Dimensioni				
		Inch	DN (mm)		mm	S	H	K	O-ring
CX03FOS6S90	M14x1,5	3/16"	5	6	17	27	28	5x1	415
CX03FOS8S90	M16x1,5	3/16"	5	8	19	27	28	6x1,5	415
CX04FOS6S90*	M14x1,5	1/4"	6,3	6	17	25	26	5x1	450
CX04FOS8S90	M16x1,5	1/4"	6,3	8	19	29	29	6x1,5	450
CX04FOS10S90	M18x1,5	1/4"	6,3	10	22	29	30	7,5x1,5	450
CX04FOS12S90	M20x1,5	1/4"	6,3	12	24	29	32	9x1,5	450
CX05FOS10S90	M18x1,5	5/16"	8	10	22	31	33	7,5x1,5	350
CX05FOS12S90	M20x1,5	5/16"	8	12	24	28	32	9x1,5	350
CX06FOS10S90*	M18x1,5	3/8"	10	10	22	30	33	7,5x1,5	445
CX06FOS12S90	M20x1,5	3/8"	10	12	24	31	33	9x1,5	445
CX06FOS14S90	M22x1,5	3/8"	10	14	27	34	37	10x2	445
CX08FOS14S90	M22x1,5	1/2"	12,5	14	27	39	41	10x2	415
CX08FOS16S90	M24x1,5	1/2"	12,5	16	30	39	42	12x2	415
CX10FOS16S90	M24x1,5	5/8"	16	16	30	45,5	59,5	12x2	350
CX10FOS20S90	M30x2	5/8"	16	20	36	44	49	16,3x2,4	350
CX12FOS20S90	M30x2	3/4"	19	20	36	54	55	16,3x2,4	350
CX12FOS25S90	M36x2	3/4"	19	25	46	54	57	20,3x2,4	350
CX12FOS25S90E41	M36x2	3/4"	19	25	41	54	57	20,3x2,4	350
CX16FOS25S90	M36x2	1"	25	25	46	70	70	22x2	280
CX16FOS30S90	M42x2	1"	25	30	50	70	66	25,3x2,4	280
CX20FOS30S90	M42x2	1 1/4"	31,5	30	50	84	84	25,3x2,4	210
CX20FOS38S90	M52x2	1 1/4"	31,5	38	60	84	80	33,3x2,4	210
CX24FOS38S90	M52x2	1 1/2"	38	38	60	100	101	33,3x2,4	185



notes

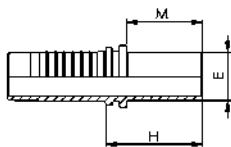
*CRIMPED NUT

*DADO PINZATO



CXET

METRIC STANDPIPE
FEMMINA METRICA TUBOLARE



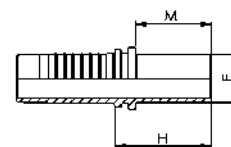
Code Codice	Hose Tubo		Standpipe Codolo (E)	Dimensions (mm) Dimensioni (mm)		
	Inch/Pollici	DN(mm)		mm	H	M
CX0306ET	3/16"	5	6	27	21	415
CX0308ET	3/16"	5	8	29	23	415
CX0310ET	3/16"	5	10	31,5	25	415
CX0406ET	1/4"	6,3	6	27,5	21	280
CX0408ET	1/4"	6,3	8	29,5	23	450
CX0410ET	1/4"	6,3	10	31,5	25	450
CX0412ET	1/4"	6,3	12	32	25	450
CX0508ET	5/16"	8	8	30	23	350
CX0510ET	5/16"	8	10	31,5	25	350
CX0512ET	5/16"	8	12	31,5	25	350
CX0610ET	3/8"	10	10	28,5	22	350
CX0612ET	3/8"	10	12	31,5	25	445
CX0614ET	3/8"	10	14	34,5	28	445
CX0615ET	3/8"	10	15	30,5	24	280
CX0616ET	3/8"	10	16	36	29	445
CX0812ET	1/2"	12,5	12	32,5	25	415
CX0814ET	1/2"	12,5	14	35,5	28	415
CX0815ET	1/2"	12,5	15	31,5	24	280
CX0816ET	1/2"	12,5	16	36,5	29	415
CX0818ET	1/2"	12,5	18	33,5	26	210
CX1016ET	5/8"	16	16	36,5	29	350
CX1018ET	5/8"	16	18	33,5	26	210
CX1020ET	5/8"	16	20	42,5	35	350
CX1022ET	5/8"	16	22	35,5	28	210
CX1218ET	3/4"	19	18	35	26	210
CX1220ET	3/4"	19	20	44	35	350
CX1222ET	3/4"	19	22	37	28	210
CX1225ET	3/4"	19	25	48	39	350
CX1625ET	1"	25	25	49,5	39	280
CX1628ET	1"	25	28	39,5	29	165
CX1630ET	1"	25	30	53,5	43	280

notes



CXET

METRIC STANDPIPE
FEMMINA METRICA TUBOLARE



Code Codice	Hose Tubo		Standpipe Codolo (E)	Dimensions (mm) Dimensioni (mm)		
	Inch/Pollici	DN(mm)		mm	H	M
CX2030ET	1 1/4"	31,5	30	54	43	210
CX2035ET	1 1/4"	31,5	35	46	35	125
CX2038ET	1 1/4"	31,5	38	59	48	210
CX2438ET	1 1/2"	38	38	59,5	48	185
CX2442ET	1 1/2"	38	42	47,5	36	100

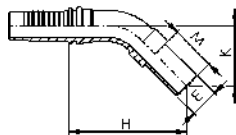
notes

CXET45

METRIC STANDPIPE 45°
FEMMINA METRICA TUBOLARE 45°



Code Codice	Hose Tubo		Standpipe Codolo (E)	Dimensions (mm) Dimensioni (mm)			
	Inch/Pollici	DN(mm)		mm	H	K	M
CX0306ET45	3/16"	5	6	40	21	21	415
CX0308ET45	3/16"	5	8	41	22	23	415
CX0406ET45	1/4"	6,3	6	44	24	21	280
CX0408ET45	1/4"	6,3	8	44	24	23	450
CX0410ET45	1/4"	6,3	10	46	25	25	450
CX0412ET45	1/4"	6,3	12	47	26	25	450
CX0510ET45	5/16"	8	10	48	26	25	350
CX0512ET45	5/16"	8	12	48	26	25	350
CX0610ET45	3/8"	10	10	49	26	22	350
CX0612ET45	3/8"	10	12	50	27	25	445
CX0614ET45	3/8"	10	14	52	29	28	445
CX0615ET45	3/8"	10	15	49	26	24	280
CX0812ET45	1/2"	12,5	12	57	30	25	415
CX0814ET45	1/2"	12,5	14	58	31	28	415
CX0815ET45	1/2"	12,5	15	55	28	24	280
CX0816ET45	1/2"	12,5	16	58	32	29	415
CX0818ET45	1/2"	12,5	18	56	30	26	210
CX1016ET45	5/8"	16	16	64	33	29	350
CX1018ET45	5/8"	16	18	62	31	26	210
CX1020ET45	5/8"	16	20	68	37	35	350
CX1022ET45	5/8"	16	22	61	30	28	210
CX1218ET45	3/4"	19	18	76	38	26	210
CX1220ET45	3/4"	19	20	76	39	35	350
CX1222ET45	3/4"	19	22	71	34	28	210
CX1225ET45	3/4"	19	25	79	41	39	350
CX1625ET45	1"	25	25	101	52	39	280
CX1628ET45	1"	25	28	94	45	29	165
CX1630ET45	1"	25	30	97	48	43	280
CX2030ET45	1 1/4"	31,5	30	112	55	43	210
CX2035ET45	1 1/4"	31,5	35	110	53	35	125
CX2038ET45	1 1/4"	31,5	38	113	56	48	210



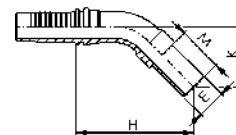
notes

CXET45

METRIC STANDPIPE 45°
FEMMINA METRICA TUBOLARE 45°



Code Codice	Hose Tubo		Standpipe Codolo (E)	Dimensions (mm) Dimensioni (mm)			
	Inch/Pollici	DN(mm)		mm	H	K	M
CX2438ET45	1 1/2"	38	38	133	65	48	185
CX2442ET45	1 1/2"	38	42	124	56	36	100

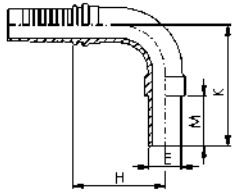


notes



CXET90

METRIC STANDPIPE 90°
FEMMINA METRICA TUBOLARE 90°



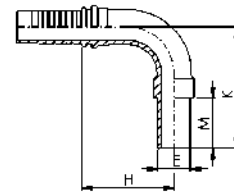
Code Codice	Hose Tubo		Standpipe Codolo (E) mm	Dimensions (mm) Dimensioni (mm)			
	Inch/Pollici	DN(mm)		H	K	M	WP bar
CX0306ET90	3/16"	5	6	21	34	21	415
CX0308ET90	3/16"	5	8	21	36	23	415
CX0406ET90	1/4"	6,3	6	26	39	21	280
CX0408ET90	1/4"	6,3	8	26	39	23	450
CX0410ET90	1/4"	6,3	10	26	41	25	450
CX0412ET90	1/4"	6,3	12	26	43	25	450
CX0510ET90	5/16"	8	10	28	44	25	350
CX0512ET90	5/16"	8	12	28	44	25	350
CX0610ET90	3/8"	10	10	31	45	22	350
CX0612ET90	3/8"	10	12	31	46	25	445
CX0614ET90	3/8"	10	14	31	49	28	445
CX0615ET90	3/8"	10	15	31	45	24	280
CX0812ET90	1/2"	12,5	12	38	54	25	415
CX0814ET90	1/2"	12,5	14	38	55	28	415
CX0815ET90	1/2"	12,5	15	38	51	24	280
CX0816ET90	1/2"	12,5	16	38	56	29	415
CX0818ET90	1/2"	12,5	18	38	53	26	210
CX1016ET90	5/8"	16	16	45	60	29	350
CX1018ET90	5/8"	16	18	45	57	26	210
CX1020ET90	5/8"	16	20	45	66	35	350
CX1022ET90	5/8"	16	22	45	56	28	210
CX1218ET90	3/4"	19	18	54	70	26	210
CX1220ET90	3/4"	19	20	54	70	35	350
CX1222ET90	3/4"	19	22	54	64	28	210
CX1225ET90	3/4"	19	25	54	75	39	350
CX1625ET90	1"	25	25	70	96	39	280
CX1628ET90	1"	25	28	70	86	29	165
CX1630ET90	1"	25	30	70	90	43	280
CX2030ET90	1 1/4"	31,5	30	84	103	43	210
CX2035ET90	1 1/4"	31,5	35	84	100	35	125
CX2038ET90	1 1/4"	31,5	38	84	105	48	210

notes



CXET90

METRIC STANDPIPE 90°
FEMMINA METRICA TUBOLARE 90°



Code Codice	Hose Tubo		Standpipe Codolo (E) mm	Dimensions (mm) Dimensioni (mm)			
	Inch/Pollici	DN(mm)		H	K	M	WP bar
CX2438ET90	1 1/2"	38	38	100	123	48	185
CX2442ET90	1 1/2"	38	42	100	111	36	100

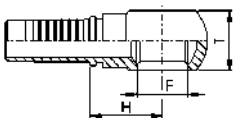
notes



CXOM

RNM - METRIC BANJO
RNM - OCCHIO METRICO

Code Codice	Thread Filetto	Hose Tubo		Dimensions Dimensioni			
	F	Pollici/Inch	DN(mm)	H	F	T	WPbar
CX0312OM	M12x1,5	3/16"	5	21,1	12,1	12	200
CX0314OM	M14x1,5	3/16"	5	22,6	14,2	14	200
CX0412OM	M12x1,5	1/4"	6,3	23	12,1	12	200
CX0414OM	M14x1,5	1/4"	6,3	23	14,2	14	200
CX0416OM	M16x1,5	1/4"	6,3	26,5	16,2	17,5	200
CX0418OM	M18x1,5	1/4"	6,3	28,5	18,2	20,5	200
CX0512OM	M12x1,5	5/16"	8	23,5	12,1	12	200
CX0514OM	M14x1,5	5/16"	8	24	14,2	14	200
CX0516OM	M16x1,5	5/16"	8	26,5	16,2	17,5	200
CX0518OM	M18x1,5	5/16"	8	28,5	18,2	20,5	200
CX0614OM	M14x1,5	3/8"	10	24	14,2	14	200
CX0616OM	M16x1,5	3/8"	10	24	16,2	17,5	200
CX0618OM	M18x1,5	3/8"	10	27	18,2	20,5	200
CX0620OM	M20x1,5	3/8"	10	32	20,2	23	200
CX0622OM	M22x1,5	3/8"	10	32	22,2	22,5	200
CX0818OM	M18x1,5	1/2"	12,5	28,1	18,2	20,5	200
CX0820OM	M20x1,5	1/2"	12,5	28,5	20,2	23	200
CX0822OM	M22x1,5	1/2"	12,5	28,5	22,2	22,5	200
CX1022OM	M22x1,5	5/8"	16	27,2	22,2	22,5	200
CX1230OM	M30x1,5	3/4"	19	41,5	30,2	36	200
CX1630OM	M30x1,5	1"	25	43	30,2	36	200



notes

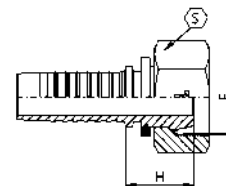


CXFM

FEMALE MULTISEAL
FEMMINA MULTISEAL

Thread - Filetto: METRIC

Code Codice	Thread Filetto	Hose Tubo		Dimensions Dimensioni		
	F	Inch/Pollici	DN(mm)	S	H	WPbar
CX04FM8L	M14x1,5	1/4"	6,3	17	20	280
CX05FM10L	M16x1,5	5/16"	8	19	20	280
CX06FM10L	M16x1,5	3/8"	10	19	19	280
CX06FM12L	M18x1,5	3/8"	10	22	20	280
CX08FM15L	M22x1,5	1/2"	12,5	27	21	280
CX10FM18L	M26x1,5	5/8"	16	32	23	210



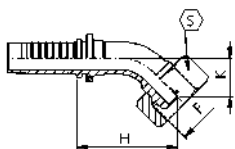
notes



CXFM45

FEMALE MULTISEAL 45°
FEMMINA MULTISEAL 45°

Code Codice	Thread Filetto	Hose Tubo		Standpipe Codolo	Dimensions Dimensioni			
		Inch	DN (mm)		mm	S	H	K
CX04FM8L45	M14x1,5	1/4"	6,3	8	17	35	13	280
CX05FM10L45	M16x1,5	5/16"	8	10	19	37	15	280
CX06FM12L45	M18x1,5	3/8"	10	12	22	39	15	280
CX08FM15L45	M22x1,5	1/2"	12,5	15	27	45	17	280
CX10FM18L45	M26x1,5	5/8"	16	18	32	52	20	210



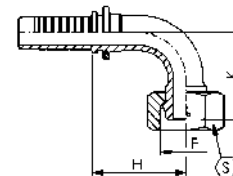
notes



CXFM90

FEMALE MULTISEAL 90°
FEMMINA MULTISEAL 90°

Code Codice	Thread Filetto	Hose Tubo		Standpipe Codolo	Dimensions Dimensioni			
		Inch	DN (mm)		mm	S	H	K
CX04FM8L90	M14x1,5	1/4"	6,3	8	17	29	27	280
CX05FM10L90	M16x1,5	5/16"	8	10	19	31	30	280
CX06FM12L90	M18x1,5	3/8"	10	12	22	31	30	280
CX08FM15L90	M22x1,5	1/2"	12,5	15	27	37	36	280
CX10FM18L90	M26x1,5	5/8"	16	18	32	45	42	210



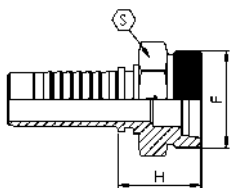
notes



CXMF

FRENCH METRIC MALE SERIES GAZ CONE 24°
 MASCHIO METRICO FRANCESE SERIE GAZ OGIVA 24°

Thread - Filetto: METRIC



Code Codice	Thread Filetto	Hose Tubo		Dimensions Dimensioni		
		Inch/Pollici	DN(mm)	S	H	WPbar
	F					
CX0413MF	M20x1,5	1/4"	6,3	22	25	400
CX0513MF	M20x1,5	5/16"	8	22	25	350
CX0613MF	M20x1,5	3/8"	10	22	25	330
CX0617MF	M24x1,5	3/8"	10	24	26	330
CX0817MF	M24x1,5	1/2"	12,5	24	27	280
CX0821MF	M30x1,5	1/2"	12,5	30	30	280
CX1021MF	M30x1,5	5/8"	16	30	30	280
CX1221MF	M30x1,5	3/4"	19	30	31	280
CX1227MF	M36x1,5	3/4"	19	36	33	210
CX1633MF	M45x1,5	1"	25	46	38,5	210
CX2033MF	M45x1,5	1 1/4"	31,5	46	39,5	125

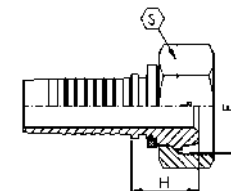
notes



CXFF

FRENCH FEMALE SERIES GAZ CONE 24°
 FEMMINA METRICA SERIE GAZ OGIVA 24°

Thread - Filetto: METRIC



Code Codice	Thread Filetto	Hose Tubo		Standpipe Codolo	Dimensions Dimensioni		
		Inch/Pollici	DN (mm)		mm	S	H
	F						
CX0413FF	M20x1,5	1/4"	6,3	13,25	24	22	400
CX0513FF	M20x1,5	5/16"	8	13,25	24	22	350
CX0613FF	M20x1,5	3/8"	10	13,25	24	21,5	330
CX0617FF	M24x1,5	3/8"	10	16,75	30	25,5	330
CX0817FF	M24x1,5	1/2"	12,5	16,75	30	25,5	280
CX0821FF	M30x1,5	1/2"	12,5	21,25	36	26,5	280
CX1021FF	M30x1,5	5/8"	16	21,25	36	26,5	280
CX1221FF	M30x1,5	3/4"	19	21,25	36	27,5	280
CX1227FF	M36x1,5	3/4"	19	26,75	41	29	210
CX1633FF	M45x1,5	1"	25	33,5	50	31,5	210
CX2033FF	M45x1,5	1 1/4"	31,5	33,5	50	32	125

notes

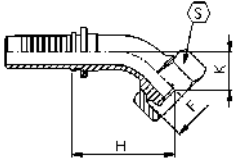


CXFF45

FRENCH FEMALE 45° SERIES GAZ CONE 24°
FEMMINA 45° METRICA SERIE GAZ OGIVA 24°

Thread - Filetto: METRIC

Code Codice	Thread Filetto	Hose Tubo		Standpipe Codolo	Dimensions Dimensioni			
		Inch	DN (mm)		S	H	K	WPbar
CX0413FF45	M20x1,5	1/4"	6,3	13,25	24	38	16	400
CX0513FF45	M20x1,5	5/16"	8	13,25	24	38,5	16,5	350
CX0613FF45	M20x1,5	3/8"	10	13,25	24	39,5	16,5	330
CX0617FF45	M24x1,5	3/8"	10	16,75	30	43	20	330
CX0817FF45	M24x1,5	1/2"	12,5	16,75	30	47	20,5	280
CX0821FF45	M30x1,5	1/2"	12,5	21,25	36	48,5	22	280
CX1021FF45	M30x1,5	5/8"	16	21,25	36	52,5	22	280
CX1221FF45	M30x1,5	3/4"	19	21,25	36	60	23	280
CX1227FF45	M36x1,5	3/4"	19	26,75	41	62	25	210
CX1633FF45	M45x1,5	1"	25	33,5	50	78,5	30,5	210
CX2033FF45	M45x1,5	1 1/4"	31,5	33,5	50	94	38	125



notes

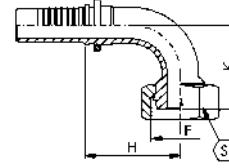


CXFF90

FRENCH FEMALE 90° SERIES GAZ CONE 24°
FEMMINA 90° METRICA SERIE GAZ OGIVA 24°

Thread - Filetto: METRIC

Code Codice	Thread Filetto	Hose Tubo		Standpipe Codolo	Dimensions Dimensioni			
		Inch	DN (mm)		S	H	K	WPbar
CX0413FF90	M20x1,5	1/4"	6,3	13,25	24	26,5	29	400
CX0513FF90	M20x1,5	5/16"	8	13,25	24	28	30	350
CX0613FF90	M20x1,5	3/8"	10	13,25	24	30,5	31,5	330
CX0617FF90	M24x1,5	3/8"	10	16,75	30	30,5	37	330
CX0817FF90	M24x1,5	1/2"	12,5	16,75	30	37	40	280
CX0821FF90	M30x1,5	1/2"	12,5	21,25	36	37	42	280
CX1021FF90	M30x1,5	5/8"	16	21,25	36	44,5	44,5	280
CX1221FF90	M30x1,5	3/4"	19	21,25	36	53,5	48,5	280
CX1227FF90	M36x1,5	3/4"	19	26,75	41	53,5	52	210
CX1633FF90	M45x1,5	1"	25	33,5	50	69,5	64,5	210
CX2033FF90	M45x1,5	1 1/4"	31,5	33,5	50	84	80,5	125



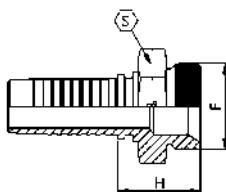
notes



CXMW

AGM - METRIC MALE, 60° CONE
 AGM - MASCHIO METRICO, CONO 60°

Thread - Filetto: METRIC



Code Codice	Thread Filetto	Hose Tubo		Dimensions Dimensioni		
		Inch/Pollici	DN(mm)	S	H	WPbar
CX03MW10C	M10x1	3/16"	5	14	18,5	280
CX03MW12A	M12x1,5	3/16"	5	17	23,5	280
CX04MW10C	M10x1	1/4"	6,3	14	19	280
CX04MW12A	M12x1,5	1/4"	6,3	17	24	280
CX04MW14A	M14x1,5	1/4"	6,3	19	24	280
CX04MW16A	M16x1,5	1/4"	6,3	22	25	280
CX04MW18A	M18x1,5	1/4"	6,3	24	26	280
CX05MW14A	M14x1,5	5/16"	8	19	24	280
CX05MW16A	M16x1,5	5/16"	8	22	25	280
CX05MW18A	M18x1,5	5/16"	8	24	26	280
CX06MW14A	M14x1,5	3/8"	10	19	24	280
CX06MW16A	M16x1,5	3/8"	10	22	25	280
CX06MW18A	M18x1,5	3/8"	10	24	26	280
CX06MW20A	M20x1,5	3/8"	10	27	29	280
CX06MW22A	M22x1,5	3/8"	10	27	29	280
CX08MW18A	M18x1,5	1/2"	12,5	24	27	280
CX08MW20A	M20x1,5	1/2"	12,5	27	30	280
CX08MW22A	M22x1,5	1/2"	12,5	27	30	280
CX08MW24A	M24x1,5	1/2"	12,5	30	30	280
CX08MW26A	M26x1,5	1/2"	12,5	32	33	280
CX10MW26A	M26x1,5	5/8"	16	32	33	280
CX10MW27A	M27x1,5	5/8"	16	32	33	280
CX12MW26A	M26x1,5	3/4"	19	32	34	280
CX12MW27A	M27x1,5	3/4"	19	32	34	280
CX12MW30A	M30x1,5	3/4"	19	36	35	210
CX16MW38A	M38x1,5	1"	25	46	38,5	165
CX20MW45A	M45x1,5	1 1/4"	31,5	55	41,5	125

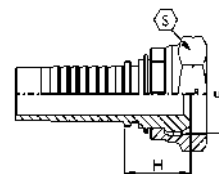
notes



CXFWP

DKM - METRIC FEMALE, 60° CONE
 DKM - FEMMINA METRICA, CONO 60°

Thread - Filetto: METRIC



Code Codice	Thread Filetto	Hose Tubo		Dimensions Dimensioni		
		Inch	DN (mm)	S	H	WPbar
CX03FWP10C	M10x1	3/16"	5	14	16	280
CX03FWP12A	M12x1,5	3/16"	5	15	16	280
CX04FWP10C	M10x1	1/4"	6,3	17	17	280
CX04FWP12A	M12x1,5	1/4"	6,3	15	16,5	280
CX04FWP14A	M14x1,5	1/4"	6,3	17	18,5	280
CX04FWP16A	M16x1,5	1/4"	6,3	19	18,5	280
CX04FWP18A	M18x1,5	1/4"	6,3	22	21,5	280
CX05FWP14A	M14x1,5	5/16"	8	17	19	280
CX05FWP16A	M16x1,5	5/16"	8	19	18	280
CX05FWP18A	M18x1,5	5/16"	8	22	21,5	280
CX06FWP14A	M14x1,5	3/8"	10	17	19,5	280
CX06FWP16A	M16x1,5	3/8"	10	19	18,5	280
CX06FWP18A	M18x1,5	3/8"	10	22	20,5	280
CX06FWP20A	M20x1,5	3/8"	10	24	20,5	280
CX06FWP22A	M22x1,5	3/8"	10	27	23	280
CX08FWP18A	M18x1,5	1/2"	12,5	22	22,5	280
CX08FWP20A	M20x1,5	1/2"	12,5	24	21,5	280
CX08FWP22A	M22x1,5	1/2"	12,5	27	23	280
CX08FWP24A	M24x1,5	1/2"	12,5	30	23,5	280
CX08FWP26A	M26x1,5	1/2"	12,5	32	27	280
CX10FWP22A	M22x1,5	5/8"	16	27	24	280
CX10FWP24A	M24x1,5	5/8"	16	30	22,5	280
CX10FWP26A	M26x1,5	5/8"	16	32	27	280
CX10FWP27A	M27x1,5	5/8"	16	32	22	280
CX12FWP26A	M26x1,5	3/4"	19	32	26,5	280
CX12FWP27A	M27x1,5	3/4"	19	32	26,5	280
CX12FWP30A	M30x1,5	3/4"	19	36	27	210
CX16FWP38A	M38x1,5	1"	25	46	31	165
CX20FWP45A	M45x1,5	1 1/4"	31,5	50	32	125

notes

CRIMPED NUT

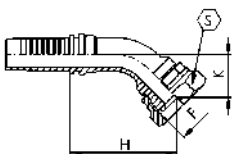
DADO PINZATO



CXFWP45

DKM - METRIC FEMALE 45°, 60° CONE
 DKM - FEMMINA 45° METRICA, CONO 60°

Thread - Filetto: METRIC



Code Codice	Thread Filetto	Hose Tubo		Dimensions Dimensioni			
		Inch	DN (mm)	S	H	K	WPbar
CX03FWP10C45	M10x1	3/16"	5	14	33	14	280
CX03FWP12A45	M12x1,5	3/16"	5	15	33,5	14,5	280
CX04FWP10C45	M10x1	1/4"	6,3	17	36	15,5	280
CX04FWP12A45	M12x1,5	1/4"	6,3	15	35	14,5	280
CX04FWP14A45	M14x1,5	1/4"	6,3	17	37	16	280
CX04FWP16A45	M16x1,5	1/4"	6,3	19	37	16	280
CX04FWP18A45	M18x1,5	1/4"	6,3	22	40	19	280
CX05FWP14A45	M14x1,5	5/16"	8	17	39	18	280
CX05FWP16A45	M16x1,5	5/16"	8	19	38	16	280
CX05FWP18A45	M18x1,5	5/16"	8	22	41	19	280
CX06FWP14A45	M14x1,5	3/8"	10	17	41	18	280
CX06FWP16A45	M16x1,5	3/8"	10	19	39	16	280
CX06FWP18A45	M18x1,5	3/8"	10	22	42	19	280
CX06FWP20A45	M20x1,5	3/8"	10	24	42	18	280
CX06FWP22A45	M22x1,5	3/8"	10	27	44	21	280
CX08FWP18A45	M18x1,5	1/2"	12,5	22	49	22	280
CX08FWP20A45	M20x1,5	1/2"	12,5	24	47	20	280
CX08FWP22A45	M22x1,5	1/2"	12,5	27	49	22	280
CX08FWP24A45	M24x1,5	1/2"	12,5	30	49	22	280
CX08FWP26A45	M26x1,5	1/2"	12,5	32	53	26	280
CX10FWP22A45	M22x1,5	5/8"	16	27	57	26	280
CX10FWP24A45	M24x1,5	5/8"	16	30	54	24	280
CX10FWP26A45	M26x1,5	5/8"	16	32	57	26	280
CX10FWP27A45	M27x1,5	5/8"	16	32	57	26	280
CX12FWP26A45	M26x1,5	3/4"	19	32	66	28	280
CX12FWP27A45	M27x1,5	3/4"	19	32	66	28	280
CX12FWP30A45	M30x1,5	3/4"	19	36	66	29	210
CX16FWP38A45	M38x1,5	1"	25	46	84	35	165
CX20FWP45A45	M45x1,5	1 1/4"	31,5	50	97	40	125

notes

CRIMPED NUT

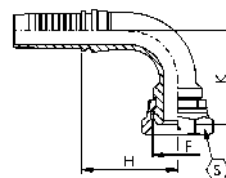
DADO PINZATO



CXFWP90

DKM - METRIC FEMALE 90°, 60° CONE
 DKM - FEMMINA 90° METRICA, CONO 60°

Thread - Filetto: METRIC



Code Codice	Thread Filetto	Hose Tubo		Dimensions Dimensioni			
		Inch	DN (mm)	S	H	K	WPbar
CX03FWP10C90	M10x1	3/16"	5	14	21	23	280
CX03FWP12A90	M12x1,5	3/16"	5	15	21	24	280
CX04FWP10C90	M10x1	1/4"	6,3	17	26	28	280
CX04FWP12A90	M12x1,5	1/4"	6,3	15	26	26	280
CX04FWP14A90	M14x1,5	1/4"	6,3	17	26	28	280
CX04FWP16A90	M16x1,5	1/4"	6,3	19	26	29	280
CX04FWP18A90	M18x1,5	1/4"	6,3	22	26	32	280
CX05FWP14A90	M14x1,5	5/16"	8	17	28	31	280
CX05FWP16A90	M16x1,5	5/16"	8	19	28	30	280
CX05FWP18A90	M18x1,5	5/16"	8	22	28	34	280
CX06FWP14A90	M14x1,5	3/8"	10	17	31	34	280
CX06FWP16A90	M16x1,5	3/8"	10	19	31	31	280
CX06FWP18A90	M18x1,5	3/8"	10	22	31	35	280
CX06FWP20A90	M20x1,5	3/8"	10	24	31	36	280
CX06FWP22A90	M22x1,5	3/8"	10	27	31	38	280
CX08FWP18A90	M18x1,5	1/2"	12,5	22	37	42	280
CX08FWP20A90	M20x1,5	1/2"	12,5	24	37	40	280
CX08FWP22A90	M22x1,5	1/2"	12,5	27	37	42	280
CX08FWP24A90	M24x1,5	1/2"	12,5	30	37	43	280
CX08FWP26A90	M26x1,5	1/2"	12,5	32	37	48	280
CX10FWP22A90	M22x1,5	5/8"	16	27	45	50	280
CX10FWP24A90	M24x1,5	5/8"	16	30	45	46	280
CX10FWP26A90	M26x1,5	5/8"	16	32	45	50	280
CX10FWP27A90	M27x1,5	5/8"	16	32	45	50	280
CX12FWP26A90	M26x1,5	3/4"	19	32	54	56	280
CX12FWP27A90	M27x1,5	3/4"	19	32	54	56	280
CX12FWP30A90	M30x1,5	3/4"	19	36	54	57	210
CX16FWP38A90	M38x1,5	1"	25	46	70	71	165
CX20FWP45A90	M45x1,5	1 1/4"	31,5	50	84	83	125

notes

CRIMPED NUT

DADO PINZATO

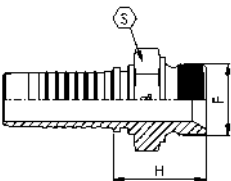


CXMG

AGR - BSPP MALE, 60° CONE
 AGR - MASCHIO BSPP, CONO 60°

Thread - Filetto: BSPP
 Norm - Norma: BS 5200

Code Codice	Thread Filetto	Hose Tubo		Dimensions Dimensioni		
		Inch/Pollici	DN(mm)	S	H	WPbar
	F					
CX0302MG	1/8"-28	3/16"	5	14	20	350
CX0304MG	1/4"-19	3/16"	5	19	24	415
CX0402MG	1/8"-28	1/4"	6,3	14	20	350
CX0404MG	1/4"-19	1/4"	6,3	19	25	450
CX0406MG	3/8"-19	1/4"	6,3	22	27	450
CX0408MG	1/2"-14	1/4"	6,3	27	32	415
CX0504MG	1/4"-19	5/16"	8	19	25	350
CX0506MG	3/8"-19	5/16"	8	22	27	350
CX0508MG	1/2"-14	5/16"	8	27	32	350
CX0604MG	1/4"-19	3/8"	10	19	25	445
CX0606MG	3/8"-19	3/8"	10	22	27	445
CX0608MG	1/2"-14	3/8"	10	27	32	415
CX0806MG	3/8"-19	1/2"	12,5	22	28	415
CX0808MG	1/2"-14	1/2"	12,5	27	33	415
CX0810MG	5/8"-14	1/2"	12,5	30	35	350
CX0812MG	3/4"-14	1/2"	12,5	32	36	350
CX1008MG	1/2"-14	5/8"	16	27	33	350
CX1010MG	5/8"-14	5/8"	16	30	35	350
CX1012MG	3/4"-14	5/8"	16	32	36	350
CX1208MG	1/2"-14	3/4"	19	27	34	350
CX1210MG	5/8"-14	3/4"	19	30	36	350
CX1212MG	3/4"-14	3/4"	19	32	37	350
CX1216MG	1"-11	3/4"	19	41	42	280
CX1612MG	3/4"-14	1"	25	32	38	280
CX1616MG	1"-11	1"	25	41	43	280
CX1620MG	1 1/4"-11	1"	25	50	46	250
CX2020MG	1 1/4"-11	1 1/4"	31,5	50	47	210
CX2024MG	1 1/2"-11	1 1/4"	31,5	55	50	210
CX2424MG	1 1/2"-11	1 1/2"	38	55	50	185
CX2432MG	2"-11	1 1/2"	38	70	55	185
CX3232MG	2"-11	2"	51	70	56	175



notes

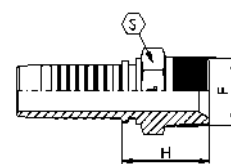


CXMGC

AGR K - BSPT MALE, 60° CONE
 AGR K - MASCHIO BSPT, CONO 60°

Thread - Filetto: BSPT

Code Codice	Thread Filetto	Hose Tubo		Dimensions Dimensioni		
		Inch/Pollici	DN(mm)	S	H	WPbar
	F					
CX0302MGC	1/8"-28	3/16"	5	12	20	350
CX0304MGC	1/4"-19	3/16"	5	15	25	350
CX0402MGC	1/8"-28	1/4"	6,3	12	21	350
CX0404MGC	1/4"-19	1/4"	6,3	15	25	350
CX0406MGC	3/8"-19	1/4"	6,3	19	26	280
CX0504MGC	1/4"-19	5/16"	8	15	25	350
CX0506MGC	3/8"-19	5/16"	8	19	26	280
CX0604MGC	1/4"-19	3/8"	10	15	26	350
CX0606MGC	3/8"-19	3/8"	10	19	27	280
CX0608MGC	1/2"-14	3/8"	10	22	32	280
CX0806MGC	3/8"-19	1/2"	12,5	19	28	280
CX0808MGC	1/2"-14	1/2"	12,5	22	33	280
CX1008MGC	1/2"-14	5/8"	16	22	33	280
CX1012MGC	3/4"-14	5/8"	16	27	35	280
CX1212MGC	3/4"-14	3/4"	19	27	36	280
CX1216MGC	1"-11	3/4"	19	36	41	280
CX1616MGC	1"-11	1"	25	36	43	280
CX1620MGC	1 1/4"-11	1"	25	46	47	210
CX2020MGC	1 1/4"-11	1 1/4"	31,5	46	48	210
CX2424MGC	1 1/2"-11	1 1/2"	38	50	49	185
CX3232MGC	2"-11	2"	51	65	57	175



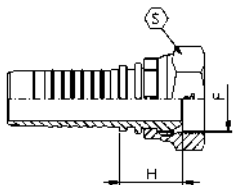
notes



CXFGP

DKR - BSP FEMALE, 60° CONE
DKR - FEMMINA BSP, CONO 60°

Thread - Filetto: BSPP
Norm - Norma: BS 5200



Code Codice	Thread Filetto	Hose Tubo		Dimensions Dimensioni		
		Inch/Pollici	DN (mm)	S	H	WPbar
	F					
CX0302FGP	1/8"-28	3/16"	5	14	16	350
CX0304FGP	1/4"-19	3/16"	5	19	19	415
CX0402FGP	1/8"-28	1/4"	6,3	14	17	350
CX0404FGP	1/4"-19	1/4"	6,3	19	19	450
CX0406FGP	3/8"-19	1/4"	6,3	22	22	450
CX0408FGP	1/2"-14	1/4"	6,3	27	23	450
CX0504FGP	1/4"-19	5/16"	8	19	19	350
CX0506FGP	3/8"-19	5/16"	8	22	22	350
CX0508FGP	1/2"-14	5/16"	8	27	23	350
CX0604FGP	1/4"-19	3/8"	10	19	19	445
CX0606FGP	3/8"-19	3/8"	10	22	21	445
CX0608FGP	1/2"-14	3/8"	10	27	23	415
CX0806FGP	3/8"-19	1/2"	12,5	22	22	415
CX0808FGP	1/2"-14	1/2"	12,5	27	23	415
CX0810FGP	5/8"-14	1/2"	12,5	30	24	350
CX0812FGP	3/4"-14	1/2"	12,5	32	27	350
CX1008FGP	1/2"-14	5/8"	16	27	23	350
CX1010FGP	5/8"-14	5/8"	16	30	23	350
CX1012FGP	3/4"-14	5/8"	16	32	27	350
CX1208FGP	1/2"-14	3/4"	19	27	24	350
CX1210FGP	5/8"-14	3/4"	19	30	24	350
CX1212FGP	3/4"-14	3/4"	19	32	27	350
CX1216FGP	1"-11	3/4"	19	41	30	280
CX1612FGP	3/4"-14	1"	25	32	28	280
CX1616FGP	1"-11	1"	25	41	30	280
CX1620FGP	1 1/4"-11	1"	25	50	35	250
CX2020FGP	1 1/4"-11	1 1/4"	31,5	50	34	210
CX2024FGP	1 1/2"-11	1 1/4"	31,5	55	36	210
CX2424FGP	1 1/2"-11	1 1/2"	38	55	34	185
CX2432FGP	2"-11	1 1/2"	38	70	39	185
CX3232FGP	2"-11	2"	51	70	37	175

notes

CRIMPED NUT

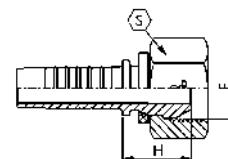
DADO PINZATO



CXFGL

DKR - BSP FEMALE SLIP BACK NUT, 60° CONE
DKR - FEMMINA BSP DADO SFILABILE, CONO 60°

Thread - Filetto: BSPP
Norm - Norma: BS 5200



Code Codice	Thread Filetto	Hose Tubo		Dimensions Dimensioni		
		Inch/Pollici	DN (mm)	S	H	WPbar
	F					
CX0404FGL	1/4"-19	1/4"	6,3	19	19	450
CX0406FGL	3/8"-19	1/4"	6,3	22	19	450
CX0506FGL	3/8"-19	5/16"	8	22	19	350
CX0606FGL	3/8"-19	3/8"	10	22	19	445
CX0608FGL	1/2"-14	3/8"	10	27	21	415
CX0808FGL	1/2"-14	1/2"	12,5	27	22	415

notes

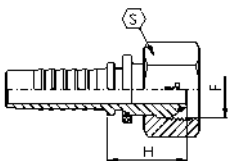


CXFGOLS

DKR - BSP FEMALE FULL HEXAGON NUT O'RING, 60° CONE
 DKR - FEMMINA BSP DADO ESAGONO COMPLETO O'RING, CONO 60°

Thread - Filetto: BSPP
 Norm - Norma: BS 5200

Code Codice	Thread Filetto	Hose Tubo		Dimensions Dimensioni			
		Inch	DN (mm)	S	H	O-ring	WPbar
CX0404FGOL	1/4"-19	1/4"	6,3	19	22	6,5x1	450
CX0406FGOL	3/8"-19	1/4"	6,3	22	24	8,5x1,5	450
CX0506FGOL	3/8"-19	5/16"	8	22	24	8,5x1,5	350
CX0606FGOL	3/8"-19	3/8"	10	22	24	8,5x1,5	445
CX0608FGOL	1/2"-14	3/8"	10	27	26	11,5x1,5	415
CX0808FGOL	1/2"-14	1/2"	12,5	27	26	11,5x1,5	415
CX0810FGOS	5/8"-14	1/2"	12,5	30	26	13x1,5	350
CX1010FGOS	5/8"-14	5/8"	16	30	25	13x1,5	350
CX1012FGOS	3/4"-14	5/8"	16	32	28	17x1,5	350
CX1212FGOS	3/4"-14	3/4"	19	32	28	17x1,5	350
CX1216FGOS	1"-11	3/4"	19	41	32	22x1,5	280
CX1616FGOS	1"-11	1"	25	41	32	22x1,5	280
CX1620FGOS	1 1/4"-11	1"	25	50	37	28,3x1,78	250
CX2020FGOS	1 1/4"-11	1 1/4"	31,5	50	36	28,3x1,78	210
CX2424FGOS	1 1/2"-11	1 1/2"	38	55	38	33,05x1,78	185
CX3232FGOS	2"-11	2"	51	70	40	44,17x1,78	175



notes

FGL: Slip-on nut
 FGOS: Thrust-wire nut, without hole

FGL: Dado libero
 FGOS: Dado spinato senza foro

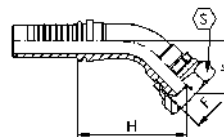


CXFGP45

DKR 45° - BSP FEMALE 45°, 60° CONE
 DKR 45° - FEMMINA 45° BSP, CONO 60°

Thread - Filetto: BSPP
 Norm - Norma: BS 5200

Code Codice	Thread Filetto	Hose Tubo		Dimensions Dimensioni			
		Inch	DN (mm)	S	H	K	WPbar
CX0302FGP45	1/8"-28	3/16"	5	14	33	14	350
CX0304FGP45	1/4"-19	3/16"	5	19	35	16	415
CX0402FGP45	1/8"-28	1/4"	6,3	14	36	16	350
CX0404FGP45	1/4"-19	1/4"	6,3	19	37	16	450
CX0406FGP45	3/8"-19	1/4"	6,3	22	40	19	450
CX0408FGP45	1/2"-14	1/4"	6,3	27	42	21	450
CX0504FGP45	1/4"-19	5/16"	8	19	39	18	350
CX0506FGP45	3/8"-19	5/16"	8	22	41	19	350
CX0508FGP45	1/2"-14	5/16"	8	27	43	21	350
CX0604FGP45	1/4"-19	3/8"	10	19	41	18	445
CX0606FGP45	3/8"-19	3/8"	10	22	42	19	445
CX0608FGP45	1/2"-14	3/8"	10	27	44	21	415
CX0806FGP45	3/8"-19	1/2"	12,5	22	49	22	415
CX0808FGP45	1/2"-14	1/2"	12,5	27	49	22	415
CX0810FGP45	5/8"-14	1/2"	12,5	30	49	22	350
CX0812FGP45	3/4"-14	1/2"	12,5	32	53	26	350
CX1008FGP45	1/2"-14	5/8"	16	27	57	26	350
CX1010FGP45	5/8"-14	5/8"	16	30	54	24	350
CX1012FGP45	3/4"-14	5/8"	16	32	57	26	350
CX1208FGP45	1/2"-14	3/4"	19	27	68	30	350
CX1210FGP45	5/8"-14	3/4"	19	30	66	28	350
CX1212FGP45	3/4"-14	3/4"	19	32	66	28	350
CX1216FGP45	1"-11	3/4"	19	41	68	30	280
CX1612FGP45	3/4"-14	1"	25	32	87	38	280
CX1616FGP45	1"-11	1"	25	41	84	36	280
CX1620FGP45	1 1/4"-11	1"	25	50	85	37	250
CX2020FGP45	1 1/4"-11	1 1/4"	31,5	50	100	43	210
CX2024FGP45	1 1/2"-11	1 1/4"	31,5	55	100	43	210
CX2424FGP45	1 1/2"-11	1 1/2"	38	55	116	49	185
CX2432FGP45	2"-11	1 1/2"	38	70	116	49	185
CX3232FGP45	2"-11	2"	51	70	157	69	175



notes

CRIMPED NUT

DADO PINZATO

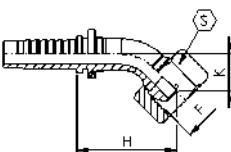


CXFGL45

DKR 45° - BSP FEMALE 45° SLIP BACK NUT, 60° CONE
 DKR 45° - FEMMINA 45° BSP DADO SFILABILE, CONO 60°

Thread - Filetto: BSPP
 Norm - Norma: BS 5200

Code Codice	Thread Filetto	Hose Tubo		Dimensions Dimensioni			
		Inch	DN (mm)	S	H	K	WPbar
CX0404FGL45	1/4"-19	1/4"	6,3	19	35	13	450
CX0606FGL45	3/8"-19	3/8"	10	22	38	14	445
CX0808FGL45	1/2"-14	1/2"	12,5	27	44	18	415



notes

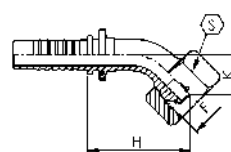


CXFGOLS45

DKR 45° - BSP FEMALE 45° FULL HEXAGON NUT O'RING, 60° CONE
 DKR 45° - FEMMINA 45° BSP DADO ESAGONO COMPLETO O'RING, CONO 60°

Thread - Filetto: BSPP
 Norm - Norma: BS 5200

Code Codice	Thread Filetto	Hose Tubo		Dimensions Dimensioni				
		Inch	DN (mm)	S	H	K	O-ring	WPbar
CX0404FGOL45	1/4"-19	1/4"	6,3	19	35	13	6,5x1	450
CX0406FGOL45	3/8"-19	1/4"	6,3	22	37	15	8,5x1,5	450
CX0506FGOL45	3/8"-19	5/16"	8	22	38	15	8,5x1,5	350
CX0606FGOL45	3/8"-19	3/8"	10	22	39	15	8,5x1,5	445
CX0608FGOL45	1/2"-14	3/8"	10	27	41	18	11,5x1,5	415
CX0808FGOL45	1/2"-14	1/2"	12,5	27	45	18	11,5x1,5	415
CX0810FGOS45	5/8"-14	1/2"	12,5	30	51	24	13x1,5	350
CX1010FGOS45	5/8"-14	5/8"	16	30	55	24	13x1,5	350
CX1012FGOS45	3/4"-14	5/8"	16	32	58	27	17x1,5	350
CX1212FGOS45	3/4"-14	3/4"	19	32	66	29	17x1,5	350
CX1216FGOS45	1"-11	3/4"	19	41	69	32	22x1,5	280
CX1616FGOS45	1"-11	1"	25	41	85	37	22x1,5	280
CX1620FGOS45	1 1/4"-11	1"	25	50	85	37	28,3x1,78	250
CX2020FGOS45	1 1/4"-11	1 1/4"	31,5	50	99	43	28,3x1,78	210
CX2424FGOS45	1 1/2"-11	1 1/2"	38	55	118	51	33,05x1,78	185
CX3232FGOS45	2"-11	2"	51	70	164	76	44,17x1,78	175



notes

FGL: Slip-on nut
 FGOS: Thrust-wire nut, without hole

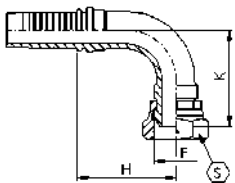
FGL: Dado libero
 FGOS: Dado spinato senza foro

CXFGP90

DKR 90° - BSP FEMALE 90°, 60° CONE
 DKR 90° - FEMMINA 90° BSP, CONO 60°

Thread - Filetto: BSPP
 Norm - Norma: BS 5200

Code Codice	Thread Filetto	Hose Tubo		Dimensions Dimensioni			
		Inch	DN (mm)	S	H	K	WPbar
CX0302FGP90	1/8"-28	3/16"	5	14	21	23	350
CX0304FGP90	1/4"-19	3/16"	5	19	21	26	415
CX0402FGP90	1/8"-28	1/4"	6,3	14	26	28	350
CX0404FGP90	1/4"-19	1/4"	6,3	19	26	28	450
CX0406FGP90	3/8"-19	1/4"	6,3	22	26	32	450
CX0408FGP90	1/2"-14	1/4"	6,3	27	26	36	450
CX0504FGP90	1/4"-19	5/16"	8	19	28	31	350
CX0506FGP90	3/8"-19	5/16"	8	22	28	34	350
CX0508FGP90	1/2"-14	5/16"	8	27	28	37	350
CX0604FGP90	1/4"-19	3/8"	10	19	31	34	445
CX0606FGP90	3/8"-19	3/8"	10	22	31	35	445
CX0608FGP90	1/2"-14	3/8"	10	27	31	38	415
CX0806FGP90	3/8"-19	1/2"	12,5	22	37	42	415
CX0808FGP90	1/2"-14	1/2"	12,5	27	37	42	415
CX0810FGP90	5/8"-14	1/2"	12,5	30	37	43	350
CX0812FGP90	3/4"-14	1/2"	12,5	32	37	48	350
CX1008FGP90	1/2"-14	5/8"	16	27	45	50	350
CX1010FGP90	5/8"-14	5/8"	16	30	45	46	350
CX1012FGP90	3/4"-14	5/8"	16	32	45	50	350
CX1208FGP90	1/2"-14	3/4"	19	27	54	59	350
CX1210FGP90	5/8"-14	3/4"	19	30	54	56	350
CX1212FGP90	3/4"-14	3/4"	19	32	54	56	350
CX1216FGP90	1"-11	3/4"	19	41	54	59	280
CX1612FGP90	3/4"-14	1"	25	32	70	75	280
CX1616FGP90	1"-11	1"	25	41	70	72	280
CX1620FGP90	1 1/4"-11	1"	25	50	70	73	250
CX2020FGP90	1 1/4"-11	1 1/4"	31,5	50	84	87	210
CX2024FGP90	1 1/2"-11	1 1/4"	31,5	55	84	87	210
CX2424FGP90	1 1/2"-11	1 1/2"	38	55	100	100	185
CX2432FGP90	2"-11	1 1/2"	38	70	100	100	185
CX3232FGP90	2"-11	2"	51	70	134	141	175



notes

CRIMPED NUT

DADO PINZATO

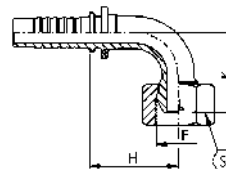


CXFGL90

DKR 90° - BSP FEMALE 90° SLIP BACK NUT, 60° CONE
 DKR 90° - FEMMINA 90° BSP DADO SFILABILE, CONO 60°

Thread - Filetto: BSPP
 Norm - Norma: BS 5200

Code Codice	Thread Filetto	Hose Tubo		Dimensions Dimensioni			
		Inch	DN (mm)	S	H	K	WPbar
CX0404FGL90	1/4"-19	1/4"	6,3	19	29	26	450
CX0406FGL90	3/8"-19	1/4"	6,3	22	29	28	450
CX0506FGL90	3/8"-19	5/16"	8	22	29	28	350
CX0606FGL90	3/8"-19	3/8"	10	22	30	29	445
CX0608FGL90	1/2"-14	3/8"	10	27	30	32	415
CX0808FGL90	1/2"-14	1/2"	12,5	27	37	35	415



notes

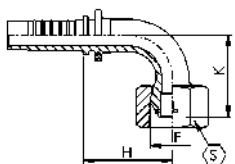


CXFGOLS90

DKR 90° - BSP FEMALE 90° FULL HEXAGON NUT O'RING, 60° CONE
 DKR 90° - FEMMINA 90° BSP DADO ESAGONO COMPLETO O'RING, CONO 60°

Thread - Filetto: BSPP
 Norm - Norma: BS 5200

Code Codice	Thread Filetto	Hose Tubo		Dimensions Dimensioni				
		Inch	DN (mm)	S	H	K	O-ring	WPbar
CX0404FGOL90	1/4"-19	1/4"	6,3	19	29	27	6,5x1	450
CX0406FGOL90	3/8"-19	1/4"	6,3	22	29	29	8,5x1,5	450
CX0506FGOL90	3/8"-19	5/16"	8	22	29	29	8,5x1,5	350
CX0606FGOL90	3/8"-19	3/8"	10	22	30	30	8,5x1,5	445
CX0608FGOL90	1/2"-14	3/8"	10	27	30	33	11,5x1,5	415
CX0808FGOL90	1/2"-14	1/2"	12,5	27	37	36	11,5x1,5	415
CX0810FGOS90	5/8"-14	1/2"	12,5	30	37	45	13x1,5	350
CX1010FGOS90	5/8"-14	5/8"	16	30	44	48	13x1,5	350
CX1012FGOS90	3/4"-14	5/8"	16	32	44	51	17x1,5	350
CX1212FGOS90	3/4"-14	3/4"	19	32	54	57	17x1,5	350
CX1216FGOS90	1"-11	3/4"	19	41	54	61	22x1,5	280
CX1616FGOS90	1"-11	1"	25	41	70	73	22x1,5	280
CX1620FGOS90	1 1/4"-11	1"	25	50	70	75	28,3x1,78	250
CX2020FGOS90	1 1/4"-11	1 1/4"	31,5	50	84	88	28,3x1,78	210
CX2424FGOS90	1 1/2"-11	1 1/2"	38	55	100	104	33,05x1,78	185
CX3232FGOS90	2"-11	2"	51	70	134	152	44,17x1,78	175
CX4040FGOL90	2 1/2"-11	2 1/2"	63,5					



notes

FGL: Slip-on nut
 FGOS: Thrust-wire nut, without hole

FGL: Dado libero
 FGOS: Dado spinato senza foro

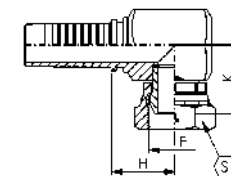


CXFGP90K

DKR 90° K - BSP FEMALE 90° COMPACT, 60° CONE
 DKR 90° K - FEMMINA 90° COMPATTA BSP, CONO 60°

Thread - Filetto: BSPP
 Norm - Norma: BS 5200

Code Codice	Thread Filetto	Hose Tubo		Dimensions Dimensioni			
		Inch	DN (mm)	S	H	K	WPbar
CX0404FGP90K	1/4"-19	1/4"	6,3	19	18	23	450
CX0406FGP90K	3/8"-19	1/4"	6,3	22	21	26	450
CX0506FGP90K	3/8"-19	5/16"	8	22	21	26	350
CX0606FGP90K	3/8"-19	3/8"	10	22	21	26	445
CX0608FGP90K	1/2"-14	3/8"	10	27	24	28	415
CX0808FGP90K	1/2"-14	1/2"	12,5	27	24	28	415
CX1212FGP90K	3/4"-14	3/4"	19	32	31	35	350
CX1616FGP90K	1"-11	1"	25	41	38	41	280



notes

CRIMPED NUT

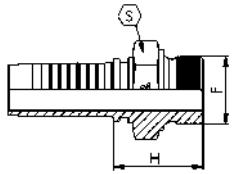
DADO PINZATO



CXMGF

AGR F - BSPP MALE, FLAT FACE
 AGR F - MASCHIO BSPP, FACCIA PIANA

Thread - Filetto: BSPP
 Norm - Norma: BS 5200



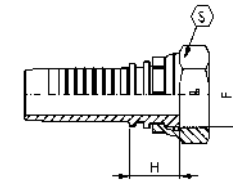
Code Codice	Thread Filetto	Hose Tubo		Dimensions Dimensioni		
		Inch/Pollici	DN(mm)	S	H	WPbar
	F					
CX0404MGF	1/4"-19	1/4"	6,3	19	25	450
CX0406MGF	3/8"-19	1/4"	6,3	22	27	450
CX0506MGF	3/8"-19	5/16"	8	22	27	350
CX0606MGF	3/8"-19	3/8"	10	22	27	445
CX0608MGF	1/2"-14	3/8"	10	27	32	415
CX0808MGF	1/2"-14	1/2"	12,5	27	33	415
CX0810MGF	5/8"-14	1/2"	12,5	30	35	350
CX0812MGF	3/4"-14	1/2"	12,5	32	36	350
CX1010MGF	5/8"-14	5/8"	16	30	35	350
CX1012MGF	3/4"-14	5/8"	16	32	36	350
CX1212MGF	3/4"-14	3/4"	19	32	37	350
CX1216MGF	1"-11	3/4"	19	41	42	280
CX1616MGF	1"-11	1"	25	41	43	280
CX2020MGF	1 1/4"-11	1 1/4"	31,5	50	47	210



CXFGFP

DKR F - BSP FEMALE FLAT FACE
 DKRF - FEMMINA BSP, SEDE PIANA

Thread - Filetto: BSPP
 Norm - Norma: BS 5200



Code Codice	Thread Filetto	Hose Tubo		Dimensions Dimensioni		
		Inch/Pollici	DN(mm)	S	H	WPbar
	F					
CX0404FGFP	1/4"-19	1/4"	6,3	19	15	450
CX0406FGFP	3/8"-19	1/4"	6,3	22	18	450
CX0506FGFP	3/8"-19	5/16"	8	22	18	350
CX0606FGFP	3/8"-19	3/8"	10	22	17	445
CX0608FGFP	1/2"-14	3/8"	10	27	19	415
CX0808FGFP	1/2"-14	1/2"	12,5	27	19	415
CX0810FGFP	5/8"-14	1/2"	12,5	30	21	350
CX0812FGFP	3/4"-14	1/2"	12,5	32	23	350
CX1010FGFP	5/8"-14	5/8"	16	30	20	350
CX1012FGFP	3/4"-14	5/8"	16	32	23	350
CX1212FGFP	3/4"-14	3/4"	19	32	22	350
CX1216FGFP	1"-11	3/4"	19	41	25	280
CX1616FGFP	1"-11	1"	25	41	25	280
CX2020FGFP	1 1/4"-11	1 1/4"	31,5	50	28	210

notes

notes

CRIMPED NUT

DADO PINZATO

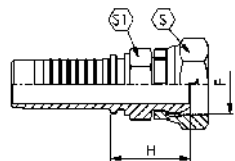
CXFGCP

DKR - BSP FEMALE DOUBLE HEXAGON, 60° CONE "NISSAN"
 DKR - FEMMINA BSP DOPPIO ESAGONO, CONO 60° "NISSAN"

Thread - Filetto: BSPP



Code Codice	Thread Filetto	Hose Tubo		Dimensions Dimensioni			
		Inch/Pollici	DN(mm)	S	S1	H	WPbar
CX0402FGCP	1/8"-28	1/4"	6,3	19	14	21,5	450
CX0404FGCP	1/4"-19	1/4"	6,3	19	14	24	450
CX0406FGCP	3/8"-19	1/4"	6,3	22	17	26	450
CX0604FGCP	1/4"-19	3/8"	10	22	17	24,6	445
CX0606FGCP	3/8"-19	3/8"	10	22	17	26	445
CX0608FGCP	1/2"-14	3/8"	10	27	22	29	415
CX0806FGCP	3/8"-19	1/2"	12,5	22	22	30	415
CX0808FGCP	1/2"-14	1/2"	12,5	27	22	30	415
CX0812FGCP	3/4"-14	1/2"	12,5	32	27	34,5	415
CX1212FGCP	3/4"-14	3/4"	19	32	27	36	350
CX1616FGCP	1"-11	1"	25	41	32	40	280
CX2020FGCP	1 1/4"-11	1 1/4"	31,5	50	41	46	210
CX2424FGCP	1 1/2"-11	1 1/2"	38	55	46	47	185
CX3232FGCP	2"-11	2"	51	70	60	53	175



notes

CRIMPED NUT

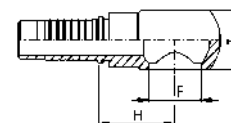
DADO PINZATO

CXOG

RNR - BSP BANJO
 RNR - OCCHIO BSP



Code Codice	Thread Filetto	Hose Tubo		Dimensions Dimensioni			
		Pollici/Inch	DN(mm)	H	F	T	WPbar
CX0302OG	1/8"-28	3/16"	5	20	10,2	10	280
CX0304OG	1/4"-19	3/16"	5	22,6	13,3	14	280
CX0402OG	1/8"-28	1/4"	6,3	23	10,2	10	280
CX0404OG	1/4"-19	1/4"	6,3	23	13,3	14	280
CX0406OG	3/8"-19	1/4"	6,3	26,5	16,8	17,5	280
CX0408OG	1/2"-14	1/4"	6,3	33,5	21	23	250
CX0504OG	1/4"-19	5/16"	8	24	13,3	14	280
CX0506OG	3/8"-19	5/16"	8	26,5	16,8	17,5	280
CX0604OG	1/4"-19	3/8"	10	24	13,3	14	280
CX0606OG	3/8"-19	3/8"	10	24	16,8	17,5	280
CX0608OG	1/2"-14	3/8"	10	32	21	23	250
CX0806OG	3/8"-19	1/2"	12,5	26,5	16,8	17,5	280
CX0808OG	1/2"-14	1/2"	12,5	28,5	21	23	250
CX0810OG	5/8"-14	1/2"	12,5	31	23,1	23,5	210
CX0812OG	3/4"-14	1/2"	12,5	39	26,5	29,5	210
CX1010OG	5/8"-14	5/8"	16	28,2	23,1	23,5	210
CX1012OG	3/4"-14	5/8"	16	34,7	26,5	29,5	210
CX1212OG	3/4"-14	3/4"	19	37,5	26,5	29,5	210
CX1216OG	1"-11	3/4"	19	50	33,5	37,5	165
CX1616OG	1"-11	1"	25	49	33,5	37,5	165



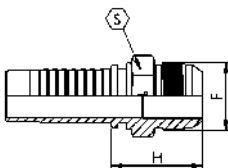
notes



CXMI

AGJ - JIC MALE, 37° CONE
AGJ - MASCHIO JIC, CONO 37°

Thread - Filetto: UNF-UN
Norm - Norma: SAE J514



Code Codice	Thread Filetto	Hose Tubo		Dimensions Dimensioni		
		Inch/Pollici	DN(mm)	S	H	WPbar
	F					
CX0304MI	7/16"-20	3/16"	5	12	25	415
CX0305MI	1/2"-20	3/16"	5	14	25	415
CX0404MI	7/16"-20	1/4"	6,3	12	25,5	400
CX0405MI	1/2"-20	1/4"	6,3	14	25,5	400
CX0406MI	9/16"-18	1/4"	6,3	15	26,6	350
CX0505MI	1/2"-20	5/16"	8	14	25,5	350
CX0506MI	9/16"-18	5/16"	8	15	26,6	350
CX0508MI	3/4"-16	5/16"	8	19	29,7	350
CX0606MI	9/16"-18	3/8"	10	15	26,6	350
CX0608MI	3/4"-16	3/8"	10	19	29,7	350
CX0610MI	7/8"-14	3/8"	10	24	34,3	350
CX0808MI	3/4"-16	1/2"	12,5	19	30,7	350
CX0810MI	7/8"-14	1/2"	12,5	24	35,3	350
CX0812MI	1 1/16"-12	1/2"	12,5	27	38,9	350
CX1010MI	7/8"-14	5/8"	16	24	35,5	350
CX1012MI	1 1/16"-12	5/8"	16	27	39,1	350
CX1210MI	7/8"-14	3/4"	19	27	37,3	350
CX1212MI	1 1/16"-12	3/4"	19	27	39,9	350
CX1214MI	1 3/16"-12	3/4"	19	32	41,6	280
CX1216MI	1 5/16"-12	3/4"	19	34	42,1	280
CX1612MI	1 1/16"-12	1"	25	32	41,9	280
CX1616MI	1 5/16"-12	1"	25	34	43,6	280
CX1620MI	1 5/8"-12	1"	25	42	46,8	280
CX2020MI	1 5/8"-12	1 1/4"	31,5	42	47,6	210
CX2024MI	1 7/8"-12	1 1/4"	31,5	50	52,8	185
CX2424MI	1 7/8"-12	1 1/2"	38	50	53	185
CX3232MI	2 1/2"-12	2"	51	65	63,4	175

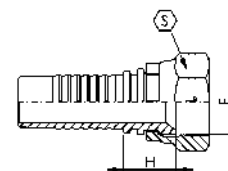
notes



CXFIP

DKJ - JIC FEMALE, 37° CONE
DKJ - FEMMINA JIC, CONO 37°

Thread - Filetto: UNF-UN
Norm - Norma: SAE J514



Code Codice	Thread Filetto	Hose Tubo		Dimensions Dimensioni		
		Inch/Pollici	DN(mm)	S	H	WPbar
	F					
CX0304FIP	7/16"-20	3/16"	5	14	13,5	415
CX0305FIP	1/2"-20	3/16"	5	17	15	415
CX0404FIP	7/16"-20	1/4"	6,3	14	14	400
CX0405FIP	1/2"-20	1/4"	6,3	17	14,5	400
CX0408FIP	3/4"-16	1/4"	6,3	22	17,5	350
CX0505FIP	1/2"-20	5/16"	8	17	14,5	350
CX0506FIP	9/16"-18	5/16"	8	19	15,5	350
CX0508FIP	3/4"-16	5/16"	8	22	17,5	350
CX0606FIP	9/16"-18	3/8"	10	19	15,5	350
CX0608FIP	3/4"-16	3/8"	10	22	17,5	350
CX0610FIP	7/8"-14	3/8"	10	27	18,5	350
CX0808FIP	3/4"-16	1/2"	12,5	22	17,5	350
CX0810FIP	7/8"-14	1/2"	12,5	27	18,5	350
CX0812FIP	1 1/16"-12	1/2"	12,5	32	21,8	350
CX1010FIP	7/8"-14	5/8"	16	27	18,7	350
CX1012FIP	1 1/16"-12	5/8"	16	32	22	350
CX1210FIP	7/8"-14	3/4"	19	27	19,5	350
CX1212FIP	1 1/16"-12	3/4"	19	32	21,3	350
CX1214FIP	1 3/16"-12	3/4"	19	36	25	280
CX1216FIP-EX38	1 5/16"-12	3/4"	19	38	25,5	210
CX1216FIP	1 5/16"-12	3/4"	19	41	25,5	280
CX1612FIP	1 1/16"-12	1"	25	32	22,8	280
CX1616FIP-EX38	1 5/16"-12	1"	25	38	25,5	210
CX1616FIP	1 5/16"-12	1"	25	41	25,5	280
CX1620FIP	1 5/8"-12	1"	25	50	28,5	210
CX2020FIP	1 5/8"-12	1 1/4"	31,5	50	27,8	210
CX2024FIP-EX55	1 7/8"-12	1 1/4"	31,5	55	31,3	140
CX2024FIP	1 7/8"-12	1 1/4"	31,5	60	31,3	185
CX2424FIP-EX55	1 7/8"-12	1 1/2"	38	55	30	140
CX2424FIP	1 7/8"-12	1 1/2"	38	60	30	185
CX3232FIP	2 1/2"-12	2"	51	75	34	175

notes

CRIMPED NUT

DADO PINZATO

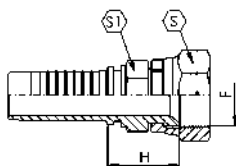


CXFICP

DKJ - JIC FEMALE DOUBLE HEXAGON, 37° CONE
 DKJ - FEMMINA JIC DOPPIO ESAGONO, CONO 37°

Thread - Filetto: UNF-UN
 Norm - Norma: SAE J514

Code Codice	Thread Filetto	Hose Tubo		Dimensions Dimensioni			
		Inch/Pollici	DN(mm)	S	S1	H	WPbar
	F						
CX0304FICP	7/16"-20	3/16"	5	14	12	19	415
CX0404FICP	7/16"-20	1/4"	6,3	14	14	20,5	415
CX0405FICP	1/2"-20	1/4"	6,3	17	14	21	400
CX0406FICP	9/16"-18	1/4"	6,3	19	14	22	350
CX0505FICP	1/2"-20	5/16"	8	17	14	21	350
CX0506FICP	9/16"-18	5/16"	8	19	16	22,5	350
CX0604FICP	7/16"-20	3/8"	10	14	16	21	350
CX0605FICP	1/2"-20	3/8"	10	17	16	21,5	350
CX0606FICP	9/16"-18	3/8"	10	19	16	22,5	350
CX0608FICP	3/4"-16	3/8"	10	22	19	24,5	350
CX0610FICP	7/8"-14	3/8"	10	27	22	36,5	350
CX0806FICP	9/16"-18	1/2"	12,5	19	19	24,5	350
CX0808FICP	3/4"-16	1/2"	12,5	22	19	25,5	350
CX0810FICP	7/8"-14	1/2"	12,5	27	22	27,5	350
CX0812FICP	1 1/16"-12	1/2"	12,5	32	25	30,3	350
CX1008FICP	3/4"-16	5/8"	16	22	22	26,7	350
CX1010FICP	7/8"-14	5/8"	16	27	22	27,7	350
CX1012FICP	1 1/16"-12	5/8"	16	32	25	30,5	350
CX1210FICP	7/8"-14	3/4"	19	27	27	30	350
CX1212FICP	1 1/16"-12	3/4"	19	32	27	31,8	350
CX1214FICP	1 3/16"-12	3/4"	19	36	30	34,5	280
CX1216FICP-EX38	1 5/16"-12	3/4"	19	38	32	35,5	210
CX1216FICP	1 5/16"-12	3/4"	19	41	32	35,5	280
CX1612FICP	1 1/16"-12	1"	25	32	32	34,3	280
CX1616FICP-EX38	1 5/16"-12	1"	25	38	32	37	210
CX1616FICP	1 5/16"-12	1"	25	41	32	37	280
CX1620FICP	1 5/8"-12	1"	25	50	41	42	210
CX2016FICP	1 5/16"-12	1 1/4"	31,5	41	41	44,5	210
CX2020FICP	1 5/8"-12	1 1/4"	31,5	50	41	42,8	210
CX2424FICP-EX55	1 7/8"-12	1 1/2"	38	55	46	47	140
CX2424FICP	1 7/8"-12	1 1/2"	38	60	46	47	185
CX3224FICP	1 7/8"-12	2"	51	60	60	55,5	175
CX3232FICP	2 1/2"-12	2"	51	75	60	55,5	175



notes

CRIMPED NUT

DADO PINZATO

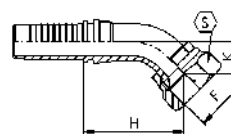


CXFIP45

DKJ 45° - JIC FEMALE 45°, 37° CONE
 DKJ 45° - FEMMINA 45° JIC, CONO 37°

Thread - Filetto: UNF-UN
 Norm - Norma: SAE J514

Code Codice	Thread Filetto	Hose Tubo		Dimensions Dimensioni			
		Inch	DN (mm)	S	H	K	WPbar
	F						
CX0304FIP45	7/16"-20	3/16"	5	14	29	10	415
CX0305FIP45	1/2"-20	3/16"	5	17	30	11	415
CX0404FIP45	7/16"-20	1/4"	6,3	14	31	10	400
CX0405FIP45	1/2"-20	1/4"	6,3	17	32	11	400
CX0406FIP45	9/16"-18	1/4"	6,3	19	33	12	350
CX0505FIP45	1/2"-20	5/16"	8	17	33	11	350
CX0506FIP45	9/16"-18	5/16"	8	19	34	12	350
CX0508FIP45	3/4"-16	5/16"	8	22	36	14	350
CX0606FIP45	9/16"-18	3/8"	10	19	35,5	12	350
CX0608FIP45	3/4"-16	3/8"	10	22	37,5	14	350
CX0610FIP45	7/8"-14	3/8"	10	27	39,5	16	350
CX0808FIP45	3/4"-16	1/2"	12,5	22	41	14,5	350
CX0810FIP45	7/8"-14	1/2"	12,5	27	43	16	350
CX0812FIP45	1 1/16"-12	1/2"	12,5	32	45,5	19	350
CX1010FIP45	7/8"-14	5/8"	16	27	47	16	350
CX1012FIP45	1 1/16"-12	5/8"	16	32	50	19	350
CX1210FIP45	7/8"-14	3/4"	19	27	64	27	350
CX1212FIP45	1 1/16"-12	3/4"	19	32	59	22	350
CX1214FIP45	1 3/16"-12	3/4"	19	36	59	22	280
CX1216FIP45-EX38	1 5/16"-12	3/4"	19	38	61	24	210
CX1216FIP45	1 5/16"-12	3/4"	19	41	61	24	280
CX1612FIP45	1 1/16"-12	1"	25	32	83	35	280
CX1616FIP45-EX38	1 5/16"-12	1"	25	38	72	24	210
CX1616FIP45	1 5/16"-12	1"	25	41	72	24	280
CX1620FIP45	1 5/8"-12	1"	25	50	76	28	210
CX2020FIP45	1 5/8"-12	1 1/4"	31,5	50	95	38	210
CX2024FIP45-EX55	1 7/8"-12	1 1/4"	31,5	55	88	32	140
CX2024FIP45	1 7/8"-12	1 1/4"	31,5	60	88	32	185
CX2424FIP45-EX55	1 7/8"-12	1 1/2"	38	55	113	46	140
CX2424FIP45	1 7/8"-12	1 1/2"	38	60	113	46	185
CX3232FIP45	2 1/2"-12	2"	51	75	150	61	175



notes

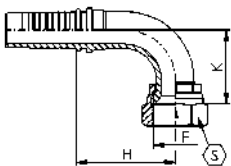
CRIMPED NUT

DADO PINZATO

CXFIP90C

DKJ 90° - JIC FEMALE 90° SHORT, 37° CONE
 DKJ 90° - FEMMINA 90° JIC CORTA, CONO 37°

Thread - Filetto: UNF-UN
 Norm - Norma: SAE J514



Code Codice	Thread Filetto	Hose Tubo		Dimensions Dimensioni			
		Inch	DN (mm)	S	H	K	WPbar
CX0304FIP90C	7/16"-20	3/16"	5	14	21	18	415
CX0305FIP90C	1/2"-20	3-16"	5	17	21	19	415
CX0404FIP90C	7/16"-20	1/4"	6,3	14	25,5	20	400
CX0405FIP90C	1/2"-20	1/4"	6,3	17	25,5	21	400
CX0406FIP90C	9/16"-18	1/4"	6,3	19	25,5	23	350
CX0505FIP90C	1/2"-20	5/16"	8	17	28	22	350
CX0506FIP90C	9/16"-18	5/16"	8	19	28	24	350
CX0508FIP90C	3/4"-16	5/16"	8	22	28	27	350
CX0606FIP90C	9/16"-18	3/8"	10	19	30	23	350
CX0608FIP90C	3/4"-16	3/8"	10	22	31	29	350
CX0610FIP90C	7/8"-14	3/8"	10	27	31	31	350
CX0808FIP90C	3/4"-16	1/2"	12,5	22	37	29	350
CX0810FIP90C	7/8"-14	1/2"	12,5	27	38	33	350
CX0812FIP90C	1 1/16"-12	1/2"	12,5	32	40	40	350
CX1010FIP90C	7/8"-14	5/8"	16	27	43	33	350
CX1012FIP90C	1 1/16"-12	5/8"	16	32	45	40	350
CX1212FIP90C	1 1/16"-12	3/4"	19	32	55	43	350
CX1214FIP90C	1 3/16"-12	3/4"	19	36	55	47	280
CX1216FIP90C-EX38	1 5/16"-12	3/4"	19	38	55	49	210
CX1216FIP90C	1 5/16"-12	3/4"	19	41	55	49	280
CX1616FIP90C-EX38	1 5/16"-12	1"	25	38	71	56	210
CX1616FIP90C	1 5/16"-12	1"	25	41	71	56	280
CX1620FIP90C	1 5/8"-12	1"	25	50	71	61	210
CX2020FIP90C	1 5/8"-12	1 1/4"	31,5				
CX2024FIP90C-EX55	1 7/8"-12	1 1/4"	31,5				
CX2024FIP90C	1 7/8"-12	1 1/4"	31,5				
CX2424FIP90C-EX55	1 7/8"-12	1 1/2"	38				
CX2424FIP90C	1 7/8"-12	1 1/2"	38				
CX3232FIP90C	2 1/2"-12	2"	51				

notes

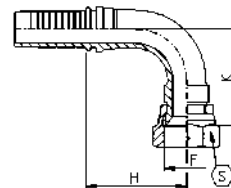
CRIMPED NUT

DADO PINZATO

CXFIP90

DKJ 90° - JIC FEMALE 90°, 37° CONE
 DKJ 90° - FEMMINA 90° JIC, CONO 37°

Thread - Filetto: UNF-UN
 Norm - Norma: SAE J514



Code Codice	Thread Filetto	Hose Tubo		Dimensions Dimensioni			
		Inch	DN (mm)	S	H	K	WPbar
CX0304FIP90	7/16"-20	3/16"	5	14	21	21	415
CX0404FIP90	7/16"-20	1/4"	6,3	14	25,5	26	415
CX0405FIP90	1/2"-20	1/4"	6,3	17	25,5	26	400
CX0406FIP90	9/16"-18	1/4"	6,3	19	25,5	27	350
CX0408FIP90	3/4"-16	1/4"	6,3	22	26	28,5	350
CX0505FIP90	1/2"-20	5/16"	8	17	28	29	350
CX0506FIP90	9/16"-18	5/16"	8	19	28	29	350
CX0606FIP90	9/16"-18	3/8"	10	19	31	33	350
CX0608FIP90	3/4"-16	3/8"	10	22	31	33	350
CX0808FIP90	3/4"-16	1/2"	12,5	22	37	39	350
CX0810FIP90	7/8"-14	1/2"	12,5	27	37	40	350
CX1010FIP90	7/8"-14	5/8"	16	27	45	45	350
CX1012FIP90	1 1/16"-12	5/8"	16	32	45	47	350
CX1210FIP90	7/8"-14	3/4"	19	27	55	54	350
CX1212FIP90	1 1/16"-12	3/4"	19	32	55	53	350
CX1214FIP90	1 3/16"-12	3/4"	19	36	55	54	280
CX1216FIP90-EX38	1 5/16"-12	3/4"	19	38	55	56	210
CX1216FIP90	1 5/16"-12	3/4"	19	41	55	56	280
CX1612FIP90	1 1/16"-12	1"	25	32	71	71	280
CX1616FIP90-EX38	1 5/16"-12	1"	25	38	71	70	210
CX1616FIP90	1 5/16"-12	1"	25	41	71	70	280
CX1620FIP90	1 5/8"-12	1"	25	50	71	70	210
CX2020FIP90	1 5/8"-12	1 1/4"	31,5	50	86	82	210
CX2024FIP90-EX55	1 7/8"-12	1 1/4"	31,5	55	86	82	140
CX2024FIP90	1 7/8"-12	1 1/4"	31,5	60	86	82	185
CX2424FIP90-EX55	1 7/8"-12	1 1/2"	38	55	102	96	140
CX2424FIP90	1 7/8"-12	1 1/2"	38	60	102	96	185
CX3232FIP90	2 1/2"-12	2"	51	75	137	134	175

notes

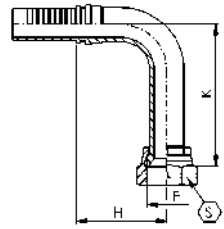
CRIMPED NUT

DADO PINZATO

CXFIP90L

DKJ 90° - JIC FEMALE 90° LONG, 37° CONE
 DKJ 90° - FEMMINA 90° JIC LUNGA, CONO 37°

Thread - Filetto: UNF-UN
 Norm - Norma: SAE J514



Code Codice	Thread Filetto	Hose Tubo		Dimensions Dimensioni			
		Inch	DN (mm)	S	H	K	WPbar
CX0304FIP90L	7/16"-20	3/16"	5	14	21	46	415
CX0404FIP90L	7/16"-20	1/4"	6,3	14	25,5	46	400
CX0405FIP90L	1/2"-20	1/4"	6,3	17	25,5	46	400
CX0406FIP90L	9/16"-18	1/4"	6,3	19	25,5	54	350
CX0505FIP90L	1/2"-20	5/16"	8	17	28	46	350
CX0506FIP90L	9/16"-18	5/16"	8	19	28	54	350
CX0606FIP90L	9/16"-18	3/8"	10	19	31	54	350
CX0608FIP90L	3/4"-16	3/8"	10	22	31	64	350
CX0808FIP90L	3/4"-16	1/2"	12,5	22	38	64	350
CX0810FIP90L	7/8"-14	1/2"	12,5	27	38	70	350
CX1010FIP90L	7/8"-14	5/8"	16	27	45	70	350
CX1012FIP90L	1 1/16"-12	5/8"	16	32	45	96	350
CX1212FIP90L	1 1/16"-12	3/4"	19	32	55	96	350
CX1216FIP90L-EX38	1 5/16"-12	3/4"	19	38	55	114	210
CX1216FIP90L	1 5/16"-12	3/4"	19	41	55	114	280
CX1616FIP90L-EX38	1 5/16"-12	1"	25	38	71	114	210
CX1616FIP90L	1 5/16"-12	1"	25	41	71	114	280

notes

CRIMPED NUT

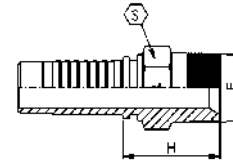
DADO PINZATO



CXNPT

AGN - NPTF MALE
 AGN - MASCHIO NPTF

Thread - Filetto: NPTF



Code Codice	Thread Filetto	Hose Tubo		Dimensions Dimensioni		
		Inch/Pollici	DN(mm)	S	H	WPbar
CX0302NPT	1/8"-27	3/16"	5	12	20,5	350
CX0304NPT	1/4"-18	3/16"	5	14	26,5	350
CX0402NPT	1/8"-27	1/4"	6,3	12	21	350
CX0404NPT	1/4"-18	1/4"	6,3	14	27	350
CX0406NPT	3/8"-18	1/4"	6,3	19	28,5	280
CX0408NPT	1/2"-14	1/4"	6,3	22	34	280
CX0504NPT	1/4"-18	5/16"	8	14	27	350
CX0506NPT	3/8"-18	5/16"	8	19	28,5	280
CX0508NPT	1/2"-14	5/16"	8	22	34	280
CX0604NPT	1/4"-18	3/8"	10	16	27,5	350
CX0606NPT	3/8"-18	3/8"	10	19	28,5	280
CX0608NPT	1/2"-14	3/8"	10	22	34	280
CX0806NPT	3/8"-18	1/2"	12,5	22	30,5	280
CX0808NPT	1/2"-14	1/2"	12,5	22	35	280
CX0812NPT	3/4"-14	1/2"	12,5	27	37	280
CX1008NPT	1/2"-14	5/8"	16	25	36	280
CX1012NPT	3/4"-14	5/8"	16	27	37	280
CX1208NPT	1/2"-14	3/4"	19	27	37,5	280
CX1212NPT	3/4"-14	3/4"	19	27	38	280
CX1216NPT	1"-11,5	3/4"	19	35	45,5	280
CX1612NPT	3/4"-14	1"	25	32	40,5	280
CX1616NPT	1"-11,5	1"	25	35	47	280
CX1620NPT	1 1/4"-11,5	1"	25	46	51	210
CX2020NPT	1 1/4"-11,5	1 1/4"	31,5	46	52	210
CX2424NPT	1 1/2"-11,5	1 1/2"	38	50	55	185
CX3232NPT	2"-11,5	2"	51	65	64	175

notes

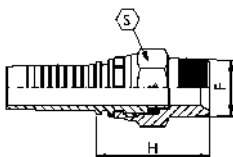


CXSPT

NPTF - SWIVEL MALE 60° CONE STRAIGHT
 NPTF - MASCHIO GIREVOLE CONO 60°

Thread - Filetto: NPTF

Code Codice	Thread Filetto	Hose Tubo		Dimensions Dimensioni		
	F	Inch/Pollici	DN(mm)	S	H	WPbar
CX0404SPT	1/4"-18	1/4"	6,3	17	41	210
CX0406SPT	3/8"-18	1/4"	6,3	22	46	210
CX0604SPT	1/4"-18	3/8"	10	17	41	210
CX0606SPT-EX19	3/8"-18	3/8"	10	19	45	210
CX0608SPT	1/2"-14	3/8"	10	27	57	210
CX0806SPT	3/8"-18	1/2"	12,5	22	46	210
CX0808SPT	1/2"-14	1/2"	12,5	27	56	210
CX1208SPT	1/2"-14	3/4"	19	27	57	210
CX1212SPT	3/4"-14	3/4"	19	34	61	175
CX1616SPT	1"-11,5	1"	25	38	65	140



notes

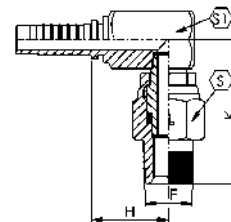


CXSPT90

NPTF - SWIVEL MALE 60° CONE SEAT - 90° COMPACT ELBOW
 NPTF - MASCHIO GIREVOLE CONO SVASATO 60° - CURVA 90° COMPATTA

Thread - Filetto: NPTF

Code Codice	Thread Filetto	Hose Tubo		Dimensions Dimensioni			
	F	Inch/Pollici	DN(mm)	S	S1	H	WPbar
CX0404SPT90	1/4"-18	1/4"	6,3	17	17	29	210
CX0606SPT90	3/8"-18	3/8"	10	22	22	31	210
CX0808SPT90	1/2"-14	1/2"	12,5	27	25	33	210
CX1212SPT90	3/4"-14	3/4"	19	34	32	43	175



notes

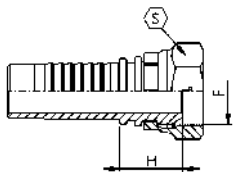


CXFSM

NPSM FEMALE, 60° CONE
FEMMINA NPSM, CONO 60°

Thread - Filetto: NPSM

Code Codice	Thread Filetto	Hose Tubo		Dimensions Dimensioni		
		Inch	DN (mm)	S	H	WPbar
	F					
CX0404FSM	1/4"-18	1/4"	6,3	17	19	350
CX0606FSM	3/8"-18	3/8"	10	22	21	280
CX0808FSM	1/2"-14	1/2"	12,5	25	23	280
CX1212FSM	3/4"-14	3/4"	19	32	27	280
CX1616FSM	1"-11,5	1"	25	38	30	280



notes

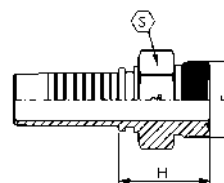


CXMRS

AGO - ORFS MALE
AGO - MASCHIO ORFS

Thread - Filetto: UNF-UN-UNS
Norm - Norma: SAE J1453

Code Codice	Thread Filetto	Hose Tubo		Dimensions Dimensioni		
		Inch/Pollici	DN(mm)	S	H	WPbar
	F					
CX0404MRS	9/16"-18	1/4"	6,3	17	23,5	450
CX0406MRS	11/16"-16	1/4"	6,3	19	25,5	450
CX0506MRS	11/16"-16	5/16"	8	19	25,5	350
CX0606MRS	11/16"-16	3/8"	10	19	25,5	450
CX0608MRS	13/16"-16	3/8"	10	22	28,5	450
CX0610MRS	1"-14	3/8"	10	27	33	450
CX0808MRS	13/16"-16	1/2"	12,5	22	29,5	415
CX0810MRS	1"-14	1/2"	12,5	27	34	415
CX0812MRS	13/16"-12	1/2"	12,5	32	37	415
CX1010MRS	1"-14	5/8"	16	27	34	350
CX1012MRS	13/16"-12	5/8"	16	32	37	350
CX1212MRS	13/16"-12	3/4"	19	32	38	350
CX1216MRS	17/16"-12	3/4"	19	41	42,5	350
CX1616MRS	17/16"-12	1"	25	41	44	280
CX2020MRS	1 11/16"-12	1 1/4"	31,5	46	46	210
CX2424MRS	2"-12	1 1/2"	38	55	50	185



notes

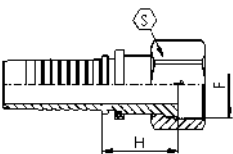


CXFRS

DKO - ORFS FEMALE
DKO - FEMMINA ORFS

Thread - Filetto: UNF-UN-UNS
Norm - Norma: SAE J1453

Code Codice	Thread Filetto	Hose Tubo		Dimensions Dimensioni		
		Inch/Pollici	DN(mm)	S	H	WPbar
	F					
CX0404FRS	9/16"-18	1/4"	6	17	22,5	450
CX0406FRS	11/16"-16	1/4"	6	22	25	450
CX0506FRS	11/16"-16	5/16"	8	22	25	350
CX0606FRS	11/16"-16	3/8"	10	22	24,5	450
CX0608FRS	13/16"-16	3/8"	10	24	28,5	450
CX0610FRS	1"-14	3/8"	10	30	32,5	450
CX0808FRS	13/16"-16	1/2"	12,5	24	28,5	415
CX0810FRS	1"-14	1/2"	12,5	30	33	415
CX0812FRS	13/16"-12	1/2"	12,5	36	35,5	415
CX1010FRS	1"-14	5/8"	16	30	33	350
CX1012FRS	13/16"-12	5/8"	16	36	35,5	350
CX1212FRS	13/16"-12	3/4"	19	36	37,5	350
CX1216FRS	17/16"-12	3/4"	19	41	39	350
CX1616FRS	17/16"-12	1"	25	41	39,5	280
CX1620FRS	1 1/16"-12	1"	25	50	40	280
CX2020FRS	1 1/16"-12	1 1/4"	31,5	50	40	210
CX2424FRS	2"-12	1 1/2"	38	60	40	185



notes

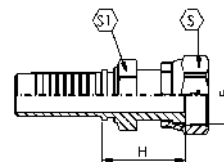


CXFRC

DKO - ORFS FEMALE DOUBLE HEXAGON
DKO - FEMMINA DOPPIO ESAGONO ORFS

Thread - Filetto: UNF-UN-UNS
Norm - Norma: SAE J1453

Code Codice	Thread Filetto	Hose Tubo		Dimensions Dimensioni			
		Inch/Pollici	DN(mm)	S	S1	H	WPbar
	F						
CX1008FRC	3/4"-16	5/8"	16	24	24	35,5	350
CX0404FRC	9/16"-18	1/4"	6,3	17	14	26,5	450
CX0406FRC	11/16"-16	1/4"	6,3	22	16	28,5	450
CX0408FRC	13/16"-16	1/4"	6,3	24	19	32,5	450
CX0504FRC	9/16"-18	5/16"	8	17	14	26,5	350
CX0506FRC	11/16"-16	5/16"	8	22	16	28,5	350
CX0604FRC	9/16"-18	3/8"	10	17	16	26,5	450
CX0606FRC	11/16"-16	3/8"	10	22	16	28,5	450
CX0608FRC	13/16"-16	3/8"	10	24	19	32,5	450
CX0806FRC	11/16"-16	1/2"	12,5	22	19	30,5	415
CX0808FRC	13/16"-16	1/2"	12,5	24	19	33,5	415
CX0810FRC	1"-14	1/2"	12,5	30	24	39,5	415
CX0812FRC	13/16"-12	1/2"	12,5	36	27	43,5	415
CX1010FRC	1"-14	5/8"	16	30	24	39,5	350
CX1012FRC	13/16"-12	5/8"	16	36	27	43,5	350
CX1210FRC	1"-14	3/4"	19	30	27	41,5	350
CX1212FRC	13/16"-12	3/4"	19	36	27	44,5	350
CX1216FRC	17/16"-12	3/4"	19	41	36	47,5	350
CX1612FRC	13/16"-12	1"	25	36	32	47	280
CX1616FRC	17/16"-12	1"	25	41	36	49	280
CX1620FRC	1 1/16"-12	1"	25	50	41	50,5	280
CX2020FRC	1 1/16"-12	1 1/4"	31,5	50	41	51	210
CX2424FRC	2"-12	1 1/2"	38	60	50	54,5	185



notes

CRIMPED NUT

DADO PINZATO

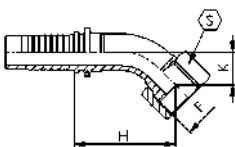


CXFRS45

DKO 45° - ORFS FEMALE 45°
DKO 45° - FEMMINA 45° ORFS

Thread - Filetto: UNF-UN-UNS
Norm - Norma: SAE J1453

Code Codice	Thread Filetto	Hose Tubo		Dimensions Dimensioni			
		Inch	DN (mm)	S	H	K	WPbar
CX0404FRS45	9/16"-18	1/4"	6,3	17	32,5	10,5	450
CX0406FRS45	11/16"-16	1/4"	6,3	22	34,5	12,5	450
CX0504FRS45*	9/16"-18	5/16"	8	17	33,5	11	350
CX0506FRS45	11/16"-16	5/16"	8	22	35	12,5	350
CX0604FRS45*	9/16"-18	3/8"	10	17	35	11,5	450
CX0606FRS45	11/16"-16	3/8"	10	22	36	12,5	450
CX0608FRS45	13/16"-16	3/8"	10	24	38,5	15	450
CX0808FRS45	13/16"-16	1/2"	12,5	24	42,5	15,5	415
CX0810FRS45	1"-14	1/2"	12,5	30	45	17,5	415
CX0812FRS45	1 3/16"-12	1/2"	12,5	36	47	20,5	415
CX1010FRS45	1"-14	5/8"	16	30	49	18	350
CX1012FRS45	1 3/16"-12	5/8"	16	36	51,5	20,5	350
CX1210FRS45	1"-14	3/4"	19	30	66,5	28	350
CX1212FRS45	1 3/16"-12	3/4"	19	36	58	21	350
CX1216FRS45	1 7/16"-12	3/4"	19	41	60,5	23,5	350
CX1616FRS45	1 7/16"-12	1"	25	41	73	24	280
CX1620FRS45	1 11/16"-12	1"	25	50	75	26,5	280
CX2020FRS45	1 11/16"-12	1 1/4"	31,5	50	84	27	210
CX2424FRS45	2"-12	1 1/2"	38	60	98	30	185



notes

*CRIMPED NUT

*DADO PINZATO

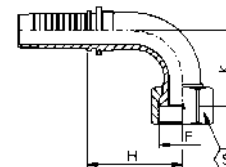


CXFRS90C

DKO 90° - ORFS FEMALE 90° SHORT
DKO 90° - FEMMINA 90° ORFS CORTA

Thread - Filetto: UNF-UN-UNS
Norm - Norma: SAE J1453

Code Codice	Thread Filetto	Hose Tubo		Dimensions Dimensioni			
		Inch	DN (mm)	S	H	K	WPbar
CX0404FRS90C	9/16"-18	1/4"	6,3	17	27	21	450
CX0406FRS90C	11/16"-16	1/4"	6,3	22	27	24	450
CX0504FRS90C*	9/16"-18	5/16"	8	17	29	23	350
CX0506FRS90C	11/16"-16	5/16"	8	22	29	25	350
CX0604FRS90C*	9/16"-18	3/8"	10	17	30	22	450
CX0606FRS90C	11/16"-16	3/8"	10	22	31,5	24,5	450
CX0608FRS90C	13/16"-16	3/8"	10	24	31	30	450
CX0806FRS90M	11/16"-16	1/2"	12,5	22	38	41	415
CX0808FRS90C	13/16"-16	1/2"	12,5	24	39	31	415
CX0810FRS90C	1"-14	1/2"	12,5	30	39	34	415
CX0812FRS90C	1 3/16"-12	1/2"	12,5	36	39	42	415
CX1010FRS90C	1"-14	5/8"	16	30	45	35	350
CX1012FRS90C	1 3/16"-12	5/8"	16	36	45	42	350
CX1210FRS90M	1"-14	3/4"	19	30	55	56	350
CX1212FRS90C	1 3/16"-12	3/4"	19	36	55	45	350
CX1216FRS90C	1 7/16"-12	3/4"	19	41	55	49	350
CX1616FRS90C	1 7/16"-12	1"	25	41	71	55	350
CX1620FRS90C	1 11/16"-12	1"	25	50	71	58	280
CX2020FRS90C	1 11/16"-12	1 1/4"	31,5	50	86	63	210
CX2424FRS90C	2"-12	1 1/2"	38	60	102	73	185



notes

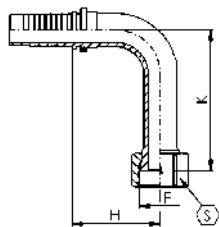
*CRIMPED NUT

*DADO PINZATO

CXFRS90L

DKO 90° - ORFS FEMALE 90° SHORT
DKO 90° - FEMMINA 90° ORFS LUNGA

Thread - Filetto: UNF-UN-UNS
Norm - Norma: SAE J1453



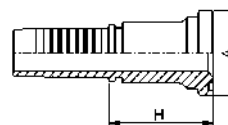
Code Codice	Thread Filetto	Hose Tubo		Dimensions Dimensioni			
		Inch	DN (mm)	S	H	K	WPbar
CX0404FRS90L	9/16"-18	1/4"	6,3	17	29	46	450
CX0406FRS90L	11/16"-16	1/4"	6,3	22	27	54	450
CX0606FRS90L	11/16"-16	3/8"	10	22	34	54	450
CX0608FRS90L	13/16"-16	3/8"	10	24	34	64	450
CX0808FRS90L	13/16"-16	1/2"	12,5	24	39	64	415
CX0810FRS90L	1"-14	1/2"	12,5	30	39	70	415
CX1010FRS90L	1"-14	5/8"	16	30	45	70	350
CX1212FRS90L	1 3/16"-12	3/4"	19	36	55	96	350
CX1616FRS90L	1 7/16"-12	1"	25	41	71	114	280

notes

CXFL

SFL - SAE FLANGE CODE 61 3000 PSI
SFL - SAE FLANGIA CODE 61 3000 PSI

Norm - Norma: SAE J518



Code Codice	Hose Tubo		Flange Flangia	Dimensions Dimensioni		
	Inch/Pollici	DN(mm)		H	A	WPbar
CX0808FL	1/2"	12,5	1/2"	47	30,2	350
CX0810FL*	1/2"	12,5	5/8"	47	34	350
CX0812FL	1/2"	12,5	3/4"	47	38,1	350
CX1008FL	5/8"	16	1/2"	48	30,2	350
CX1010FL*	5/8"	16	5/8"	48	34	350
CX1012FL	5/8"	16	3/4"	48	38,1	350
CX1208FL	3/4"	19	1/2"	49,5	30,2	350
CX1212FL	3/4"	19	3/4"	54	38,1	350
CX1216FL	3/4"	19	1"	54	44,5	350
CX1612FL	1"	25	3/4"	55	38,1	280
CX1616FL	1"	25	1"	55	44,5	280
CX1620FL	1"	25	1 1/4"	55	50,8	280
CX2016FL	1 1/4"	31,5	1"	62	44,5	210
CX2020FL	1 1/4"	31,5	1 1/4"	62	50,8	210
CX2024FL	1 1/4"	31,5	1 1/2"	62	60,3	210
CX2420FL	1 1/2"	38	1 1/4"	77,5	50,8	185
CX2424FL	1 1/2"	38	1 1/2"	67,5	60,3	185
CX2432FL	1 1/2"	38	2"	67,5	71,4	185
CX3232FL	2"	51	2"	70	71,4	175
CX3240FL	2"	51	2 1/2"	80	84,1	175
CX4040FL	2 1/2"	63,5	2 1/2"	95,5	84,1	175

notes

*Komatsu style flange

*Flangia Komatsu

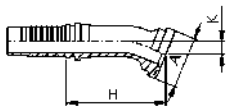


CXFL22

SFL 22,5° - SAE FLANGE 22,5° CODE 61 3000 PSI
 SFL 22,5° - SAE FLANGIA 22,5° CODE 61 3000 PSI

Norm - Norma: SAE J518

Code Codice	Hose Tubo		Flange Flangia	Dimensions Dimensioni			
	Inch/Pollici	DN(mm)		H	A	K	WPbar
CX0808FL22	1/2"	12,5	1/2"	53	30,2	10	350
CX0812FL22	1/2"	12,5	3/4"	58	38,1	11	350
CX1212FL22	3/4"	19	3/4"	69	38,1	11	350
CX1216FL22	3/4"	19	1"	72	44,5	12	350
CX1616FL22	1"	25	1"	84	44,5	12	280
CX1620FL22	1"	25	1 1/4"	84	50,8	12	280
CX2020FL22	1 1/4"	31,5	1 1/4"	97	50,8	14	210
CX2024FL22	1 1/4"	31,5	1 1/2"	97	60,3	14	210
CX2424FL22	1 1/2"	38	1 1/2"	113	60,3	18	185
CX3232FL22	2"	51	2"	159	71,4	23	175



notes

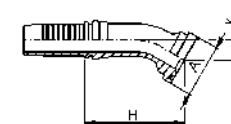


CXFL30

SFL 30° - SAE FLANGE 30° CODE 61 3000 PSI
 SFL 30° - SAE FLANGIA 30° CODE 61 3000 PSI

Norm - Norma: SAE J518

Code Codice	Hose Tubo		Flange Flangia	Dimensions Dimensioni			
	Inch/Pollici	DN(mm)		H	A	K	WPbar
CX0808FL30	1/2"	12,5	1/2"	51	30,2	13	350
CX0812FL30	1/2"	12,5	3/4"	56	38,1	16	350
CX1212FL30	3/4"	19	3/4"	65	38,1	16	350
CX1216FL30	3/4"	19	1"	68	44,5	17	350
CX1616FL30	1"	25	1"	82	44,5	17	280
CX1620FL30	1"	25	1 1/4"	82	50,8	17	280
CX2020FL30	1 1/4"	31,5	1 1/4"	95	50,8	19	210
CX2024FL30	1 1/4"	31,5	1 1/2"	95	60,3	19	210
CX2424FL30	1 1/2"	38	1 1/2"	111	60,3	25	185
CX3232FL30	2"	51	2"	156	71,4	33	175



notes

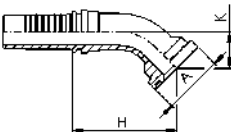


CXFL45

SFL 45° - SAE FLANGE 45° CODE 61 3000 PSI
 SFL 45° - SAE FLANGIA 45° CODE 61 3000 PSI

Norm - Norma: SAE J518

Code Codice	Hose Tubo		Flange Flangia	Dimensions Dimensioni			
	Inch/Pollici	DN(mm)		H	A	K	WPbar
CX0808FL45	1/2"	12,5	1/2"	47	30,2	20	350
CX0810FL45*	1/2"	12,5	5/8"	48	34	22	350
CX0812FL45	1/2"	12,5	3/4"	51	38,1	24	350
CX1008FL45	5/8"	16	1/2"	51	30,2	21	350
CX1010FL45*	5/8"	16	5/8"	53	34	22	350
CX1012FL45	5/8"	16	3/4"	55	38,1	24	350
CX1208FL45	3/4"	19	1/2"	64	30,2	26	350
CX1212FL45	3/4"	19	3/4"	62	38,1	25	350
CX1216FL45	3/4"	19	1"	64	44,5	27	350
CX1612FL45	1"	25	3/4"	80	38,1	30	280
CX1616FL45	1"	25	1"	77	44,5	28	280
CX1620FL45	1"	25	1 1/4"	77	50,8	28	280
CX2016FL45	1 1/4"	31,5	1"	94	44,5	37	210
CX2020FL45	1 1/4"	31,5	1 1/4"	88	50,8	32	210
CX2024FL45	1 1/4"	31,5	1 1/2"	88	60,3	32	210
CX2424FL45	1 1/2"	38	1 1/2"	105	60,3	37	185
CX2432FL45	1 1/2"	38	2"	105	71,4	37	185
CX3232FL45	2"	51	2"	144	71,4	55	175
CX3240FL45	2"	51	2 1/2"	142	84,1	53	175
CX4040FL45	2 1/2"	63,5	2 1/2"	194	84,1	68	175



notes

*Komatsu style flange

*Flangia Komatsu

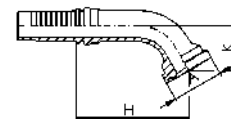


CXFL60

SFL 60° - SAE FLANGE 60° CODE 61 3000 PSI
 SFL 60° - SAE FLANGIA 60° CODE 61 3000 PSI

Norm - Norma: SAE J518

Code Codice	Hose Tubo		Flange Flangia	Dimensions Dimensioni			
	Inch/Pollici	DN(mm)		H	A	K	WPbar
CX0808FL60	1/2"	12,5	1/2"	55	30,2	27	350
CX0812FL60	1/2"	12,5	3/4"	58	38,1	32	350
CX1212FL60	3/4"	19	3/4"	73	38,1	34	350
CX1216FL60	3/4"	19	1"	74	44,5	36	350
CX1616FL60	1"	25	1"	97	44,5	39	280
CX1620FL60	1"	25	1 1/4"	97	50,8	39	280
CX2020FL60	1 1/4"	31,5	1 1/4"	115	50,8	44	210
CX2024FL60	1 1/4"	31,5	1 1/2"	115	60,3	44	210
CX2424FL60	1 1/2"	38	1 1/2"	137	60,3	51	185
CX3232FL60	2"	51	2"	188	71,4	77	175



notes

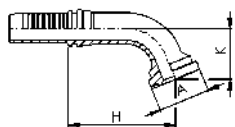
CXFL67

SFL 67,5° - SAE FLANGE 67,5° CODE 61 3000 PSI
 SFL 67,5° - SAE FLANGIA 67,5° CODE 61 3000 PSI



Norm - Norma: SAE J518

Code Codice	Hose Tubo		Flange Flangia	Dimensions Dimensioni			
	Inch/Pollici	DN(mm)		H	A	K	WPbar
CX0808FL67	1/2"	12,5	1/2"	51	30,2	30	350
CX0812FL67	1/2"	12,5	3/4"	54	38,1	36	350
CX1212FL67	3/4"	19	3/4"	68	38,1	38	350
CX1216FL67	3/4"	19	1"	69	44,5	41	350
CX1616FL67	1"	25	1"	91	44,5	44	280
CX1620FL67	1"	25	1 1/4"	91	50,8	44	280
CX2020FL67	1 1/4"	31,5	1 1/4"	109	50,8	51	210
CX2024FL67	1 1/4"	31,5	1 1/2"	109	60,3	51	210
CX2424FL67	1 1/2"	38	1 1/2"	129	60,3	59	185
CX3232FL67	2"	51	2"	177	71,4	87	175



notes

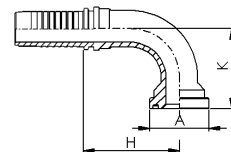
CXFL90

SFL 90° - SAE FLANGE 90° CODE 61 3000 PSI
 SFL 90° - SAE FLANGIA 90° CODE 61 3000 PSI



Norm - Norma: SAE J518

Code Codice	Hose Tubo		Flange Flangia	Dimensions Dimensioni			
	Inch/Pollici	DN(mm)		H	A	K	WPbar
CX0808FL90	1/2"	12,5	1/2"	38	30,2	40	350
CX0810FL90*	1/2"	12,5	5/8"	38	34	42	350
CX0812FL90	1/2"	12,5	3/4"	38	38,1	45	350
CX1008FL90	5/8"	16	1/2"	45	30,2	42	350
CX1010FL90*	5/8"	16	5/8"	45	34	44	350
CX1012FL90	5/8"	16	3/4"	45	38,1	47	350
CX1208FL90	3/4"	19	1/2"	55	30,2	54	350
CX1212FL90	3/4"	19	3/4"	55	38,1	51	350
CX1216FL90	3/4"	19	1"	55	44,5	54	280
CX1612FL90	1"	25	3/4"	70	38,1	65	280
CX1616FL90	1"	25	1"	70	44,5	61	280
CX1620FL90	1"	25	1 1/4"	70	50,8	61	280
CX2016FL90	1 1/4"	31,5	1"	85	44,5	78	210
CX2020FL90	1 1/4"	31,5	1 1/4"	85	50,8	70	210
CX2024FL90	1 1/4"	31,5	1 1/2"	85	60,3	70	210
CX2424FL90	1 1/2"	38	1 1/2"	105	60,3	83	185
CX2432FL90	1 1/2"	38	2"	105	71,4	83	185
CX3224FL90	2"	51	1 1/2"	143,5	60,5	80,5	175
CX3232FL90	2"	51	2"	140	71,4	122	175
CX3240FL90	2"	51	2 1/2"	140	84,1	120	175
CX4040FL90	2 1/2"	63,5	2 1/2"	171	84,1	150,5	175



notes

*Komatsu style flange

*Flangia Komatsu

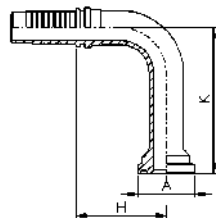
CXFL90K

SFL 90° - SAE FLANGE 90° CODE 61 3000 PSI LONG
 SFL 90° - SAE FLANGIA 90° CODE 61 3000 PSI LUNGA



Norm - Norma: SAE J518

Code Codice	Hose Tubo		Flange Flangia	Dimensions Dimensioni			
	Inch/Pollici	DN(mm)		H	A	K	WPbar
CX0808FL90-K83	1/2"	12,5	1/2"	38	30,2	83	350
CX1212FL90-K96	3/4"	19	3/4"	55	38,1	96	350
CX1212FL90-K127	3/4"	19	3/4"	55	38,1	127	350
CX1216FL90-K79	3/4"	19	1"	55	44,5	79	280
CX1616FL90-K118	1"	25	1"	70	44,5	118	280
CX2020FL90-K91	1 1/4"	31,5	1 1/4"	85	50,8	91	210
CX2424FL90-K172	1 1/2"	38	1 1/2"	105	60,3	172	185



notes

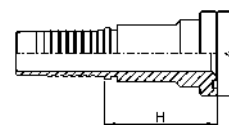
CXFP

SFS - SAE FLANGE CODE 62 6000 PSI
 SFS - SAE FLANGIA CODE 62 6000 PSI



Norm - Norma: SAE J518

Code Codice	Hose Tubo		Flange Flangia	Dimensions Dimensioni		
	Inch/Pollici	DN(mm)		H	A	WPbar
CX0808FP	1/2"	12,5	1/2"	47	31,8	415
CX0812FP	1/2"	12,5	3/4"	47	41,3	415
CX1008FP	5/8"	16	1/2"	48	31,8	350
CX1012FP	5/8"	16	3/4"	48	41,3	350
CX1208FP	3/4"	19	1/2"	50	31,8	350
CX1212FP	3/4"	19	3/4"	58	41,3	350
CX1216FP	3/4"	19	1"	58	47,6	350
CX1612FP	1"	25	3/4"	60	41,3	280
CX1616FP	1"	25	1"	64	47,6	280
CX1620FP	1"	25	1 1/4"	64	54	280
CX2016FP	1 1/4"	31,5	1"	67,5	47,6	210
CX2020FP	1 1/4"	31,5	1 1/4"	67,5	54	210
CX2024FP	1 1/4"	31,5	1 1/2"	67,5	63,5	210
CX2424FP	1 1/2"	38	1 1/2"	79,5	63,5	185
CX2432FP	1 1/2"	38	2"	79,5	79,4	185
CX3232FP	2"	51	2"	95	79,4	175



notes



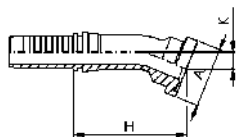
CXFP22

SFS 22,5° - SAE FLANGE 22,5° CODE 62 6000 PSI

SFS 22,5° - SAE FLANGIA 22,5° CODE 62 6000 PSI

Norm - Norma: SAE J518

Code Codice	Hose Tubo		Flange Flangia	Dimensions Dimensioni			
	Inch/Pollici	DN(mm)		H	A	K	WPbar
CX0808FP22	1/2"	12,5	1/2"	53	31,8	10	415
CX0812FP22	1/2"	12,5	3/4"	60	41,3	13	415
CX1212FP22	3/4"	19	3/4"	71	41,3	13	350
CX1216FP22	3/4"	19	1"	77	47,6	15	350
CX1616FP22	1"	25	1"	89	47,6	15	280
CX1620FP22	1"	25	1 1/4"	95	54	17	280
CX2020FP22	1 1/4"	31,5	1 1/4"	103	54	17	210
CX2024FP22	1 1/4"	31,5	1 1/2"	112	63,5	20	210
CX2424FP22	1 1/2"	38	1 1/2"	123	63,5	20	185
CX3232FP22	2"	51	2"	163	79,4	25	175



notes



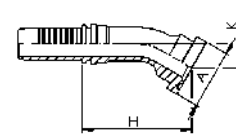
CXFP30

SFS 30° - SAE FLANGE 30° CODE 62 6000 PSI

SFS 30° - SAE FLANGIA 30° CODE 62 6000 PSI

Norm - Norma: SAE J518

Code Codice	Hose Tubo		Flange Flangia	Dimensions Dimensioni			
	Inch/Pollici	DN(mm)		H	A	K	WPbar
CX0808FP30	1/2"	12,5	1/2"	51	31,8	13	415
CX0812FP30	1/2"	12,5	3/4"	58	41,3	17	415
CX1212FP30	3/4"	19	3/4"	69	41,3	17	350
CX1216FP30	3/4"	19	1"	75	47,6	20	350
CX1616FP30	1"	25	1"	87	47,6	20	280
CX1620FP30	1"	25	1 1/4"	93	54	23	280
CX2020FP30	1 1/4"	31,5	1 1/4"	101	54	23	210
CX2024FP30	1 1/4"	31,5	1 1/2"	109	63,5	28	210
CX2424FP30	1 1/2"	38	1 1/2"	121	63,5	28	185
CX3232FP30	2"	51	2"	160	79,4	35	175



notes

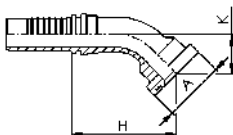
CXFP45

SFS 45° - SAE FLANGE 45° CODE 62 6000 PSI
 SFS 45° - SAE FLANGIA 45° CODE 62 6000 PSI



Norm - Norma: SAE J518

Code Codice	Hose Tubo		Flange Flangia	Dimensions Dimensioni			
	Inch/Pollici	DN(mm)		H	A	K	WPbar
CX0808FP45	1/2"	12,5	1/2"	47	31,8	20	415
CX0812FP45	1/2"	12,5	3/4"	53	41,3	26	415
CX1008FP45	5/8"	16	1/2"	51	31,8	21	350
CX1012FP45	5/8"	16	3/4"	57	41,3	26	350
CX1208FP45	3/4"	19	1/2"	64	31,8	26	350
CX1212FP45	3/4"	19	3/4"	64	41,3	26	350
CX1216FP45	3/4"	19	1"	68	47,6	31	350
CX1612FP45	1"	25	3/4"	79	41,3	31	280
CX1616FP45	1"	25	1"	80	47,6	32	280
CX1620FP45	1"	25	1 1/4"	85	54	37	280
CX2016FP45	1 1/4"	31,5	1"	94	47,6	37	210
CX2020FP45	1 1/4"	31,5	1 1/4"	93	54	37	210
CX2024FP45	1 1/4"	31,5	1 1/2"	99	63,5	43	210
CX2424FP45	1 1/2"	38	1 1/2"	111	63,5	44	185
CX2432FP45	1 1/2"	38	2"	122	79,4	55	185
CX3232FP45	2"	51	2"	147	79,4	58	175



notes

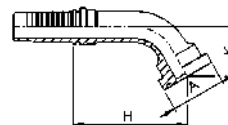
CXFP60

SFS 60° - SAE FLANGE 60° CODE 62 6000 PSI
 SFS 60° - SAE FLANGIA 60° CODE 62 6000 PSI



Norm - Norma: SAE J518

Code Codice	Hose Tubo		Flange Flangia	Dimensions Dimensioni			
	Inch/Pollici	DN(mm)		H	A	K	WPbar
CX0808FP60	1/2"	12,5	1/2"	55	31,8	27	415
CX0812FP60	1/2"	12,5	3/4"	59	41,3	34	415
CX1212FP60	3/4"	19	3/4"	78	41,3	36	350
CX1216FP60	3/4"	19	1"	81	47,6	41	350
CX1616FP60	1"	25	1"	99	47,6	43	280
CX1620FP60	1"	25	1 1/4"	103	54	49	280
CX2020FP60	1 1/4"	31,5	1 1/4"	119	54	51	210
CX2024FP60	1 1/4"	31,5	1 1/2"	123	63,5	58	210
CX2424FP60	1 1/2"	38	1 1/2"	142	63,5	60	185
CX3232FP60	2"	51	2"	190	79,4	80	175



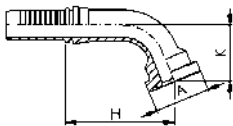
notes

CXFP67

SFS 67,5° - SAE FLANGE 67,5° CODE 62 6000 PSI
 SFS 67,5° - SAE FLANGIA 67,5° CODE 62 6000 PSI

Norm - Norma: SAE J518

Code Codice	Hose Tubo		Flange Flangia	Dimensions Dimensioni			
	Inch/Pollici	DN(mm)		H	A	K	WPbar
CX0808FP67	1/2"	12,5	1/2"	51	31,8	31	415
CX0812FP67	1/2"	12,5	3/4"	54	41,3	38	415
CX1212FP67	3/4"	19	3/4"	73	41,3	41	350
CX1216FP67	3/4"	19	1"	75	47,6	46	350
CX1616FP67	1"	25	1"	93	47,6	49	280
CX1620FP67	1"	25	1 1/4"	96	54	56	280
CX2020FP67	1 1/4"	31,5	1 1/4"	112	54	58	210
CX2024FP67	1 1/4"	31,5	1 1/2"	115	63,5	66	210
CX2424FP67	1 1/2"	38	1 1/2"	134	63,5	69	185
CX3232FP67	2"	51	2"	179	79,4	92	175



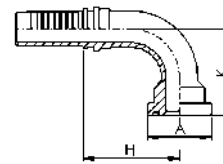
notes

CXFP90

SFS 90° - SAE FLANGE 90° CODE 62 6000 PSI
 SFS 90° - SAE FLANGIA 90° CODE 62 6000 PSI

Norm - Norma: SAE J518

Code Codice	Hose Tubo		Flange Flangia	Dimensions Dimensioni			
	Inch/Pollici	DN(mm)		H	A	K	WPbar
CX0808FP90	1/2"	12,5	1/2"	38	31,8	40	415
CX0812FP90	1/2"	12,5	3/4"	38	41,3	47	415
CX1008FP90	5/8"	16	1/2"	45	31,8	42	350
CX1012FP90	5/8"	16	3/4"	45	41,3	50	350
CX1208FP90	3/4"	19	1/2"	55	31,8	54	350
CX1212FP90	3/4"	19	3/4"	55	41,3	54	350
CX1216FP90	3/4"	19	1"	55	47,6	60	350
CX1612FP90	1"	25	3/4"	70	41,3	65	280
CX1616FP90	1"	25	1"	70	47,6	66	280
CX1620FP90	1"	25	1 1/4"	70	54	73	280
CX2016FP90	1 1/4"	31,5	1"	85	47,6	80	210
CX2020FP90	1 1/4"	31,5	1 1/4"	85	54	78	210
CX2024FP90	1 1/4"	31,5	1 1/2"	85	63,5	86	210
CX2424FP90	1 1/2"	38	1 1/2"	105	63,5	93	185
CX2432FP90	1 1/2"	38	2"	105	79,4	109	185
CX3232FP90	2"	51	2"	140	79,4	125	175



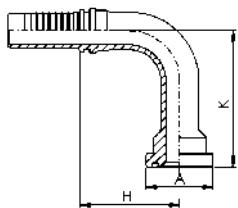
notes

CXFP90K

SFS 90° - SAE FLANGE 90° CODE 62 6000 PSI LONG
 SFS 90° - SAE FLANGIA 90° CODE 62 6000 PSI LUNGA

Norm - Norma: SAE J518

Code Codice	Hose Tubo		Flange Flangia	Dimensions Dimensioni			
	Inch/Pollici	DN(mm)		H	A	K	WPbar
CX1212FP90-K100	3/4"	19	3/4"	55	41,3	100	350
CX1212FP90-K120	3/4"	19	3/4"	55	41,3	121	350
CX1216FP90-K140	3/4"	19	1"	55	47,6	140	350
CX1616FP90-K120	1"	25	1"	70	47,6	120	280
CX2020FP90-K120	1 1/4"	31,5	1 1/4"	85	54	120	210



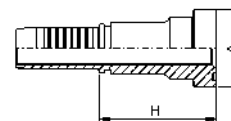
notes

CXYP

SFC- SUPERCAT FLANGE
 SFC- FLANGIA SUPERCAT



Code Codice	Hose Tubo		Flange Flangia	Dimensions Dimensioni		
	Inch/Pollici	DN(mm)		H	A	WPbar
CX1212YP	3/4"	19	3/4"	66	41,3	350
CX1216YP	3/4"	19	1"	68	47,6	350
CX1616YP	1"	25	1"	72	47,6	280
CX1620YP	1"	25	1 1/4"	75	54	280
CX2020YP	1 1/4"	31,5	1 1/4"	75	54	210
CX2024YP	1 1/4"	31,5	1 1/2"	82	63,5	210
CX2424YP	1 1/2"	38	1 1/2"	83	63,5	185



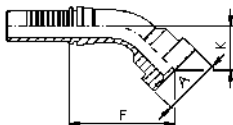
notes

CXYP45

SFC 45° - SUPERCAT FLANGE 45°
SFC 45° - FLANGIA 45° SUPERCAT



Code Codice	Hose Tubo		Flange Flangia	Dimensions Dimensioni			
	Inch/Pollici	DN(mm)		H	A	K	WPbar
CX1212YP45	3/4"	19	3/4"	71	41,3	34	350
CX1216YP45	3/4"	19	1"	74	47,6	36	350
CX1616YP45	1"	25	1"	86	47,6	37	280
CX1620YP45	1"	25	1 1/4"	88	54	38	280
CX2020YP45	1 1/4"	31,5	1 1/4"	86	54	39	210
CX2024YP45	1 1/4"	31,5	1 1/2"	102	63,5	45	210
CX2424YP45	1 1/2"	38	1 1/2"	114	63,5	45	185



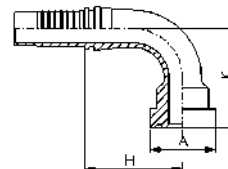
notes

CXYP90

SFC 90° - SUPERCAT FLANGE 90°
SFC 90° - FLANGIA 90° SUPERCAT



Code Codice	Hose Tubo		Flange Flangia	Dimensions Dimensioni			
	Inch/Pollici	DN(mm)		H	A	K	WPbar
CX1212YP90	3/4"	19	3/4"	55	41,3	64	350
CX1216YP90	3/4"	19	1"	55	47,6	67	350
CX1616YP90	1"	25	1"	71	47,6	73	280
CX1620YP90	1"	25	1 1/4"	71	54	75	280
CX2020YP90	1 1/4"	31,5	1 1/4"	86	54	80	210
CX2024YP90	1 1/4"	31,5	1 1/2"	86	63,5	89	210
CX2424YP90	1 1/2"	38	1 1/2"	102	63,5	95	185



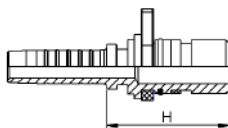
notes

CXWEO

WEO - CEJN WEO MALE
WEO - MASCHIO CEJN WEO



Code Codice	Thread Filetto	Hose Tubo		Dimensions Dimensioni	
		Inch/Pollici	DN(mm)	H	WPbar
	F				
CX06WEO	1/2"	3/8"	10	35	350
CX08WEO	1/2"	1/2"	12,5	33,6	350



notes

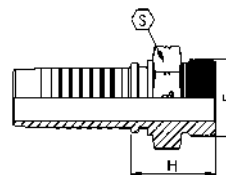
CXMS

STANDARD ORB MALE SOLID SAE
MASCHIO STANDARD ORB SAE



Thread - Filetto: UNF-UN

Code Codice	Thread Filetto	Hose Tubo		Dimensions Dimensioni		
		Inch/Pollici	DN(mm)	S	H	WPbar
	F					
CX0404MS	7/16"-20	1/4"	6,3	14	21,5	400
CX0405MS	1/2"-20	1/4"	6,3	16	22	400
CX0406MS	9/16"-18	1/4"	6,3	17	23,5	350
CX0506MS	9/16"-18	5/16"	8	17	23,5	350
CX0606MS	9/16"-18	3/8"	10	17	23,5	350
CX0608MS	3/4"-16	3/8"	10	22	26	350
CX0808MS	3/4"-16	1/2"	12,5	22	27	350
CX0810MS	7/8"-14	1/2"	12,5	25	29,5	350
CX0812MS	1 1/16"-12	1/2"	12,5	32	33,5	350
CX1010MS	7/8"-14	5/8"	16	25	30	350
CX1012MS	1 1/16"-12	5/8"	16	32	34	350
CX1212MS	1 1/16"-12	3/4"	19	32	34,5	350
CX1216MS	1 5/16"-12	3/4"	19	38	36	280
CX1616MS	1 5/16"-12	1"	25	38	37,5	280



notes

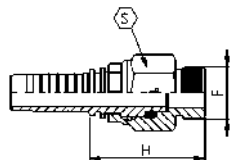


CXSMS

STANDARD ORB MALE SWIVEL SAE
 MASCHIO GIREVOLE STANDARD ORB SAE

Thread - Filetto: UNF-UN

Code Codice	Thread Filetto	Hose Tubo		Dimensions Dimensioni		
		Inch/Pollici	DN(mm)	S	H	WPbar
	F					
CX0404SMS	7/16"-20	1/4"	6,3	17	37	210
CX0606SMS	9/16"-18	3/8"	10	22	42	210
CX0608SMS	3/4"-16	3/8"	10	27	47	210
CX0808SMS	3/4"-16	1/2"	12,5	27	49	210
CX0810SMS	7/8"-14	1/2"	12,5	27	50	210
CX1212SMS	1 1/16"-12	3/4"	19	34	59	175



notes

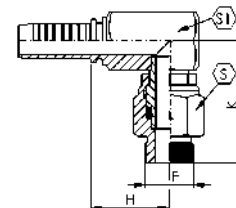


CXSMS90

STANDARD ORB MALE SWIVEL SAE - 90° COMPACT ELBOW
 MASCHIO GIREVOLE STANDARD ORB SAE - CURVA A 90° COMPATTA

Thread - Filetto: UNF-UN

Code Codice	Thread Filetto	Hose Tubo		Dimensions Dimensioni					
		Inch	DN (mm)	S	S1	H	K	O-ring	WPbar
	F								
CX0606SMS90	9/16"-18	3/8"	10	22	22	31	47	11,89x1,98	210
CX0608SMS90	3/4"-16	3/8"	10	27	25	34	54	16,36x2,21	210
CX0808SMS90	3/4"-16	1/2"	12,5	27	25	33	54	16,36x2,21	210
CX0810SMS90	7/8"-14	1/2"	12,5	27	25	33	56	19,18x2,46	210
CX1212SMS90	1 1/16"-12	3/4"	19	34	32	43	67	23,47x2,95	175



notes

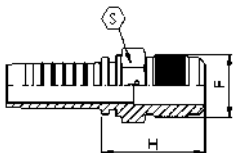


CXMJ

SAE MALE, 45° CONE
MASCHIO SAE, CONO 45°

Thread - Filetto: UNF-UN

Code Codice	Thread Filetto	Hose Tubo		Dimensions Dimensioni		
		Inch/Pollici	DN(mm)	S	H	WPbar
	F					
CX0507MJ	5/8"-18	5/16"	8	16	28,2	400
CX0607MJ	5/8"-18	3/8"	10	16	28,2	350
CX1212MJ	1 1/16"-14	3/4"	19	27	43,4	350



notes

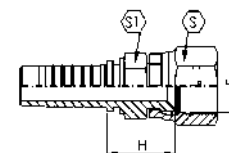


CXFJCP

SAE FEMALE DOUBLE HEXAGON, 45° CONE
FEMMINA SAE DOPPIO ESAGONO, CONO 45°

Thread - Filetto: UNF-UN

Code Codice	Thread Filetto	Hose Tubo		Dimensions Dimensioni			
		Inch/Pollici	DN(mm)	S	S1	H	WPbar
	F						
CX0507FJCP	5/8"-18	5/16"	8	22	16	23,5	400
CX0607FJCP	5/8"-18	3/8"	10	22	16	23,5	350
CX1212FJCP	1 1/16"-14	3/4"	19	32	27	31,8	350



notes

CRIMPED NUT

DADO PINZATO

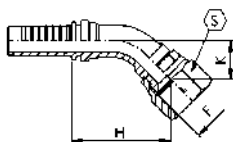
CXFJP45

SAE FEMALE 45°, 45° CONE
FEMMINA 45° SAE, CONO 45°

Thread - Filetto: UNF-UN



Code Codice	Thread Filetto	Hose Tubo		Dimensions Dimensioni			
		Inch	DN (mm)	S	H	K	WPbar
CX0507FJP45	5/8"-18	5/16"	8	22	38	16	400
CX0607FJP45	5/8"-18	3/8"	10	22	39	16	350
CX1212FJP45	1 1/16"-14	3/4"	19	32	62	25	350



notes

CRIMPED NUT

DADO PINZATO

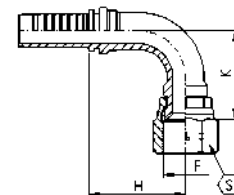
CXFJP90

SAE FEMALE 90°, 45° CONE
FEMMINA 90° SAE, CONO 45°

Thread - Filetto: UNF-UN



Code Codice	Thread Filetto	Hose Tubo		Dimensions Dimensioni			
		Inch	DN (mm)	S	H	K	WPbar
CX0507FJP90	5/8"-18	5/16"	8	22	28	29	400
CX0607FJP90	5/8"-18	3/8"	10	22	31	31	350
CX1212FJP90	1 1/16"-14	3/4"	20	32	55	51	350



notes

CRIMPED NUT

DADO PINZATO

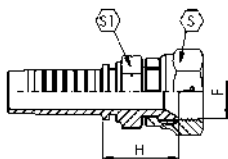


CXFTC

JIS - JIS FEMALE DOUBLE HEXAGON "TOYOTA"
 JIS - FEMMINA JIS DOPPIO ESAGONO "TOYOTA"

Thread - Filetto: BSPP

Code Codice	Thread Filetto	Hose Tubo		Dimensions Dimensioni			
		Inch/Pollici	DN(mm)	S	S1	H	WPbar
	F						
CX0404FTC	1/4"-19	1/4"	6,3	19	17	21,5	350
CX0606FTC	3/8"-19	3/8"	10	22	19	22,5	350
CX0808FTC	1/2"-14	1/2"	12,5	27	22	26	350
CX1212FTC	3/4"-14	3/4"	19	32	27	31	280
CX1616FTC	1"-11	1"	25	41	36	36	210
CX2020FTC	1 1/4"-11	1 1/4"	31,5	50	46	40,5	175
CX2424FTC	1 1/2"-11	1 1/2"	38	55	50	42,5	105



notes

CRIMPED NUT

DADO PINZATO

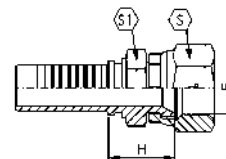


CXFMG

JIS - JIS "KOMATSU" FEMALE DOUBLE HEXAGON, 60° CONE
 JIS - FEMMINA JIS "KOMATSU" DOPPIO ESAGONO, CONO 60°

Thread - Filetto: METRIC

Code Codice	Thread Filetto	Hose Tubo		Dimensions Dimensioni			
		Inch/Pollici	DN(mm)	S	S1	H	WPbar
	F						
CX04FMG14A	M14x1,5	1/4"	6,3	19	17	21,5	350
CX05FMG16A	M16x1,5	5/16"	8	22	17	22	350
CX06FMG14A	M14x1,5	3/8"	10	19	17	21,5	350
CX06FMG16A	M16x1,5	3/8"	10	22	17	22	350
CX06FMG18A	M18x1,5	3/8"	10	24	19	22,5	350
CX08FMG22A	M22x1,5	1/2"	12,5	27	22	26	350
CX08FMG24A	M24x1,5	1/2"	12,5	32	27	30	350
CX10FMG24A	M24x1,5	5/8"	16	32	27	60	280
CX12FMG30A	M30x1,5	3/4"	19	36	32	33,5	280
CX16FMG33A	M33x1,5	1"	25	41	36	36	210
CX20FMG36A	M36x1,5	1 1/4"	31,5	46	41	40	175
CX24FMG42A	M42x1,5	1 1/2"	38	50	46	42,5	105



notes

CRIMPED NUT

DADO PINZATO

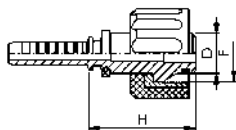


CXFK

JET WASH FEMALE
FEMMINA PER IDROPULITRICI K

Thread - Filetto: METRIC

Code Codice	Thread Filetto	Hose Tubo		Dimensions Dimensioni		
		Inch/Pollici	DN (mm)	D	H	O-ring
	F					
CX04FK22	M22x1,5	1/4"	6,3	14	34,8	10x2
CX05FK22	M22x1,5	5/16"	8	14	37,8	10x2
CX06FK22	M22x1,5	3/8"	10	14	37,8	10x2



notes



CXIR

PISTOL WASHCLEANER INSERT
RACCORDO PER PISTOLE IDROPULITRICI

Code Codice	Hose Tubo		Dimensions Dimensioni
	Inch/Pollici	DN(mm)	H
CX04IR10	1/4"	6,3	36,5
CX05IR10	5/16"	8	36,5

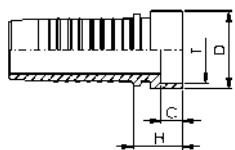


notes



CXT

WELDING INSERT
INSERTO A SALDARE



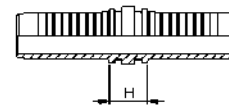
Code Codice	Hose Tubo		Dimensions Dimensioni			
	Inch/Pollici	Mm	H	T	D	C
CX03T06	3/16"	5	11	6	10	5
CX04T08	1/4"	6,3	12,5	8	12	5,5
CX05T10	5/16"	8	13	10	14	6
CX06T12	3/8"	10	14	12	16	6,5
CX08T14	1/2"	12,5	15,5	14	20	7
CX08T15	1/2"	12,5	15,5	15	20	7
CX08T16	1/2"	12,5	15,5	16	20	7
CX10T18	5/8"	16	16,5	18	23	7,5
CX12T20	3/4"	19	18	20	26	8
CX12T22	3/4"	19	18	22	26	8
CX16T25	1"	25	20,5	25	32	9
CX16T28	1"	25	20,5	28	32	9
CX20T30	1 1/4"	31,5	22	30	40	9,5
CX20T35	1 1/4"	31,5	22	35	40	9,5
CX24T38	1 1/2"	38	23	38	46	10,5
CX24T42	1 1/2"	38	23	42	50	10,5

notes



CXCX

HOSE JUNCTION
RACCORDO DOPPIO INSERTO



Code Codice	Hose Tubo		Dimensions Dimensioni	
	Inch/Pollici	Mm	H	WPbar
CX04CX	1/4"	6,3	13	450
CX05CX	5/16"	8	13	350
CX06CX	3/8"	10	13	445
CX08CX	1/2"	12,5	15	415
CX10CX	5/8"	16	16	350
CX12CX	3/4"	19	18	350
CX16CX	1"	25	21	280
CX20CX	1 1/4"	31,5	22	210

notes

CS HOSE FITTINGS

The **CS range** has been designed to assemble spiral hoses without the need of skiving process. An innovative range which allows the best reliability, a reduced manpower cost and a fast and easy assembly process! Also suitable for wire braided hoses with the extraordinary advantage to reduce the number of items in stock!

La **gamma CS** è nata per raccordare i tubi spirali evitando totalmente il processo di pelatura.





Una gamma innovativa che permette la massima affidabilità, una riduzione dei costi di processo ed un assemblaggio facile e veloce!





Utilizzabile anche sui tubi trecciati con l'incredibile vantaggio di ridurre il numero di articoli a magazzino.

CS FITTINGS
RACCORDI CS

1b



<p>BSN2</p>  <p>1</p> <p>NO SKIVE FERRULE WIRE BRAIDED HOSE BOCCOLA NO SKIVE TUBI TRECCIATI</p>	<p>BSN4</p>  <p>2</p> <p>NO SKIVE FERRULE HOSE 4 SPIRAL BOCCOLA NO SKIVE TUBI 4 SPIRALI</p>	<p>BSS4</p>  <p>3</p> <p>SKIVE FERRULE HOSE 4 SPIRAL BOCCOLA SKIVE TUBI 4 SPIRALI</p>	<p>BSS6</p>  <p>4</p> <p>SKIVE FERRULE HOSE 6 SPIRAL BOCCOLA SKIVE TUBI 6 SPIRALI</p>
---	---	---	--



<p>CSFGO90</p>  <p>17</p> <p>DKR 90° - BSP FEMALE 90° FULL EXAGON NUT O'RING, 60° CONE DKR 90° - FEMMINA 90° BSP DADO ESA- GONO COMPLETO O'RING, CONO 60°</p>	<p>CSMI</p>  <p>18</p> <p>AGJ - JIC MALE, 37° CONE AGJ - MASCHIO JIC, CONO 37°</p>	<p>CSFIC</p>  <p>19</p> <p>DKJ - JIC FEMALE DOUBLE HEXAGON, 37° CONE DKJ - FEMMINA DOPPIO ESAGONO, CONO 37°</p>	<p>CSFIS45</p>  <p>20</p> <p>DKJ 45° - JIC FEMALE 45° THRUST WIRE NUT, 37° CONE DKJ 45° - FEMMINA 45° JIC DADO SPINATO, CONO 37°</p>
---	--	---	--

<p>CSMML</p>  <p>5</p> <p>CEL - METRIC MALE, 24° CONE, LIGHT CES - MASCHIO METRICO, CONO 24°, SERIE LEGGERA</p>	<p>CSFOSL</p>  <p>6</p> <p>DKOL - METRIC O'RING FEMALE, 24° CONE, LIGHT DKOL - FEMMINA METRICA O'RING, CONO 24°, SERIE LEGGERA</p>	<p>CSFOSL45</p>  <p>7</p> <p>DKOL 45° - METRIC O'RING FEMALE 45°, 24° CONE, LIGHT DKOL 45° - FEMMINA 45° METRICA O'RING, CONO 24°, SERIE LEGGERA</p>	<p>CSFOSL90</p>  <p>8</p> <p>DKOL 90° - METRIC O'RING FEMALE 90°, 24° CONE, LIGHT DKOL 90° - FEMMINA 90° METRICA O'RING, CONO 24°, SERIE LEGGERA</p>
---	--	--	---

<p>CSFIS90</p>  <p>21</p> <p>DKJ 90° - JIC FEMALE 90° THRUST WIRE NUT, 37° CONE DKJ 90° - FEMMINA 90° JIC DADO SPINATO, CONO 37°</p>	<p>CSFIS90K</p>  <p>22</p> <p>DKJ 90° - JIC FEMALE 90° LONG THRUST WIRE NUT, 37° CONE DKJ 90° - FEMMINA 90° JIC LUNGA DADO SPINATO, CONO 37°</p>	<p>CSNPT</p>  <p>23</p> <p>AGN - NPTF MALE AGN - MASCHIO NPTF</p>	<p>CSMRS</p>  <p>24</p> <p>AGO - ORFS MALE AGO - MASCHIO ORFS</p>
--	--	---	---





<p>CSMMS</p>  <p>9</p> <p>CES - METRIC MALE, 24° CONE, HEAVY CES - MASCHIO METRICO, CONO 24°, SERIE PESANTE</p>	<p>CSFOSS</p>  <p>10</p> <p>DKOS - METRIC O'RING FEMALE, 24° CONE, HEAVY DKOS - FEMMINA METRICA O'RING, CONO 24°, SERIE PESANTE</p>	<p>CSFOSS45</p>  <p>11</p> <p>DKOS 45° - METRIC O'RING FEMALE 45°, 24° CONE, HEAVY DKOS 45° - FEMMINA 45° METRICA O'RING, CONO 24°, SERIE PESANTE</p>	<p>CSFOSS90</p>  <p>12</p> <p>DKOS 90° - METRIC O'RING FEMALE 90°, 24° CONE, HEAVY DKOS 90° - FEMMINA 90° METRICA O'RING, CONO 24°, SERIE PESANTE</p>
--	--	--	--

<p>CSFRC</p>  <p>25</p> <p>DKO - ORFS FEMALE DOUBLE HEXAGON DKO - FEMMINA DOPPIO ESAGONO ORFS</p>	<p>CSFRS45</p>  <p>26</p> <p>DKO 45° - ORFS FEMALE 45° DKO 45° - FEMMINA 45° ORFS</p>	<p>CSFRS90</p>  <p>27</p> <p>DKO 90° - ORFS FEMALE 90° SHORT DKO 90° - FEMMINA 90° ORFS CORTA</p>	<p>CSFRS90K</p>  <p>28</p> <p>DKO 90° - ORFS FEMALE 90° LONG DKO 90° - FEMMINA 90° ORFS LUNGA</p>
--	---	---	---

<p>CSMG</p>  <p>13</p> <p>AGR - BSPP MALE, 60° CONE AGR - MASCHIO BSPP, CONO 60°</p>	<p>CSMGC</p>  <p>14</p> <p>AGR K - BSPT MALE, 60° CONE AGR K - MASCHIO BSPT, CONO 60°</p>	<p>CSFGO</p>  <p>15</p> <p>DKR - BSP FEMALE FULL HEXAGON NUT O'RING, 60° CONE DKR - FEMMINA BSP DADO ESAGONO COMPLETO O'RING, CONO 60°</p>	<p>CSFGO45</p>  <p>16</p> <p>DKR 45° - BSP FEMALE 45° FULL EXAGON NUT O'RING, 60° CONE DKR 45° - FEMMINA 45° BSP DADO ESA- GONO COMPLETO O'RING, CONO 60°</p>
--	---	--	--





<p>CSFL</p>  <p>29</p> <p>SFL - SAE FLANGE CODE 61 3000 PSI SFL - SAE FLANGIA CODE 61 3000 PSI</p>	<p>CSFL22</p>  <p>30</p> <p>SFL 22.5° - SAE FLANGE 22.5° CODE 61 3000 PSI SFL 22.5° - SAE FLANGIA 22.5° CODE 61 3000 PSI</p>	<p>CSFL30</p>  <p>31</p> <p>SFL 30° - SAE FLANGE 30° CODE 61 3000 PSI SFL 30° - SAE FLANGIA 30° CODE 61 3000 PSI</p>	<p>CSFL45</p>  <p>32</p> <p>SFL 45° - SAE FLANGE 45° CODE 61 3000 PSI SFL 45° - SAE FLANGIA 45° CODE 61 3000 PSI</p>
--	--	--	--

<p>CSFL60</p>  <p>33</p> <p>SFL 60°- SAE FLANGE 60° CODE 61 3000 PSI SFL 60°- SAE FLANGIA 60° CODE 61 3000 PSI</p>	<p>CSFL67</p>  <p>34</p> <p>SFL 67,5°- SAE FLANGE 67,5° CODE 61 3000 PSI SFL 67,5°- SAE FLANGIA 67,5° CODE 61 3000 PSI</p>	<p>CSFL90</p>  <p>35</p> <p>SFL 90°- SAE FLANGE 90° CODE 61 3000 PSI SFL 90°- SAE FLANGIA 90° CODE 61 3000 PSI</p>	<p>CSFL90K</p>  <p>36</p> <p>SFL 90°- SAE FLANGE 90° CODE 61 3000 PSI LONG SFL 90°- SAE FLANGIA 90° CODE 61 3000 PSI LUNGA</p>
--	--	--	---

<p>CSYP22</p>  <p>49</p> <p>SFC 22,5°- SUPERCAT FLANGE 22,5° SFC 22,5°- FLANGIA 22,5° SUPERCAT</p>	<p>CSYP30</p>  <p>50</p> <p>SFC 30°- SUPERCAT FLANGE 30° SFC 30°- FLANGIA 30° SUPERCAT</p>	<p>CSYP45</p>  <p>51</p> <p>SFC 45°- SUPERCAT FLANGE 45° SFC 45°- FLANGIA 45° SUPERCAT</p>	<p>CSYP60</p>  <p>52</p> <p>SFC 60°- SUPERCAT FLANGE 60° SFC 60°- FLANGIA 60° SUPERCAT</p>
--	--	--	--

<p>CSFL100</p>  <p>37</p> <p>SFL 100°- SAE FLANGE 100° CODE 61 3000 PSI SFL 100°- SAE FLANGIA 100° CODE 61 3000 PSI</p>	<p>CSFL110</p>  <p>38</p> <p>SFL 110°- SAE FLANGE 110° CODE 61 3000 PSI SFL 110°- SAE FLANGIA 110° CODE 61 3000 PSI</p>	<p>CSFL135</p>  <p>39</p> <p>SFL 135°- SAE FLANGE 135° CODE 61 3000 PSI SFL 135°- SAE FLANGIA 135° CODE 61 3000 PSI</p>	<p>CSFP</p>  <p>40</p> <p>SFS - SAE FLANGE CODE 62 6000 PSI SFS - SAE FLANGIA CODE 62 6000 PSI</p>
---	---	---	---

<p>CSYP67</p>  <p>53</p> <p>SFC 67,5°- SUPERCAT FLANGE 67,5° SFC 67,5°- FLANGIA 67,5° SUPERCAT</p>	<p>CSYP90</p>  <p>54</p> <p>SFC 90°- SUPERCAT FLANGE 90° SFC 90°- FLANGIA 90° SUPERCAT</p>	<p>CSYP90K</p>  <p>55</p> <p>SFC 90°- SUPERCAT FLANGE 90° LONG SFC 90°- FLANGIA 90° SUPERCAT LUNGA</p>	<p>CSFMG</p>  <p>56</p> <p>JISK - JIS "KOMATSU" FEMALE DOUBLE HEXAGON, 60° CONE JISK - FEMMINA JIS "KOMATSU" DOPPIO ESAGONO, CONO 60°</p>
--	--	--	---

<p>CSFP22</p>  <p>41</p> <p>SFS 22,5°- SAE FLANGE 22,5° CODE 62 6000 PSI SFS 22,5°- SAE FLANGIA 22,5° CODE 62 6000 PSI</p>	<p>CSFP30</p>  <p>42</p> <p>SFS 30°- SAE FLANGE 30° CODE 62 6000 PSI SFS 30°- SAE FLANGIA 30° CODE 62 6000 PSI</p>	<p>CSFP45</p>  <p>43</p> <p>SFS 45°- SAE FLANGE 45° CODE 62 6000 PSI SFS 45°- SAE FLANGIA 45° CODE 62 6000 PSI</p>	<p>CSFP60</p>  <p>44</p> <p>SFS 60°- SAE FLANGE 60° CODE 62 6000 PSI SFS 60°- SAE FLANGIA 60° CODE 62 6000 PSI</p>
---	---	---	--

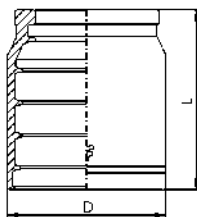
<p>CSFP67</p>  <p>45</p> <p>SFS 67,5°- SAE FLANGE 67,5° CODE 62 6000 PSI SFS 67,5°- SAE FLANGIA 67,5° CODE 62 6000 PSI</p>	<p>CSFP90</p>  <p>46</p> <p>SFS 90°- SAE FLANGE 90° CODE 62 6000 PSI SFS 90°- SAE FLANGIA 90° CODE 62 6000 PSI</p>	<p>CSFP90K</p>  <p>47</p> <p>SFS 90°- SAE FLANGE 90° CODE 62 6000 PSI LONG SFS 90°- SAE FLANGIA 90° CODE 62 6000 PSI LUNGA</p>	<p>CSYP</p>  <p>48</p> <p>SFC - SUPERCAT FLANGE SFC - FLANGIA SUPERCAT</p>
--	--	--	---



BSN2

NO SKIVE FERRULE WIRE BRAIDED HOSE
BOCCOLA NO SKIVE TUBI TRECCIATI

Code Codice	Hose Tubo		Dimensions (mm) Dimensioni (mm)	
	Inch/Pollici	DN (mm)	D	L
BSN220	1 1/4"	31,5	60	65
BSN224	1 1/2"	38	67	75
BSN232	2"	51	80	86



notes

FERRULE FOR HOSE:
SAE 100 R1AT (EN 853 1SN)
SAE 100 R2AT (EN 853 2SN)
EXCEED EN 857-2SNK on DN31,5

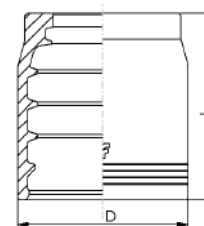
BOCCOLA PER TUBO:
SAE 100 R1AT (EN 853 1SN)
SAE 100 R2AT (EN 853 2SN)
EXCEED EN 857-2SNK su DN31,5



BSN4

NO SKIVE FERRULE HOSE 4 SPIRAL
BOCCOLA NO SKIVE TUBI 4 SPIRALI

Code Codice	Hose Tubo		Dimensions (mm) Dimensioni (mm)	
	Inch/Pollici	DN (mm)	D	L
BSN412A	3/4"	19	45	51
BSN416A	1"	25	53	57
BSN420A	1 1/4"	31,5	62	68
BSN424A	1 1/2"	38	70	86
BSN432A	2"	51	86	100



notes

FERRULE FOR HOSE:
EN 856 4SP (ISO 3862-1 4SP) up to DN25
EN 856 4SH (ISO 3862-1 4SH)
SAE 100 R12 (EN 856 R12)
SAE 100 R13 (EN 856 R13) up to DN25
SAE 100 R15 (EN 856 R15) up to DN25
FLEXLINE 5000 (ISO 18752 up to DN31
FLEXLINE 6000 (ISO 18752 up to DN25

BOCCOLA PER TUBO:
EN 856 4SP (ISO 3862-1 4SP) fino a DN25
EN 856 4SH (ISO 3862-1 4SH)
SAE 100 R12 (EN 856 R12)
SAE 100 R13 (EN 856 R13) fino DN25
SAE 100 R15 (EN 856 R15) fino DN25
FLEXLINE 5000 (ISO 18752) fino DN31
FLEXLINE 6000 (ISO 18752) fino DN25



BSS4

SKIVE FERRULE HOSE 4 SPIRAL
BOCCOLA SKIVE TUBI 4 SPIRALI

Code Codice	Hose Tubo		Dimensions (mm) Dimensioni (mm)		L. skive ext. L. pel. ext.
	Inch/Pollici	DN (mm)	D	L	mm
BSS412	3/4"	19	38	54	42
BSS416	1"	25	46	60	45
BSS420	1 1/4"	31,5	54	72	53
BSS424	1 1/2"	38	62	90	69
BSS432	2"	51	76	102	78



notes

FERRULE FOR HOSE:
EN 856 4SP (ISO 3862-1 4SP) up to DN25
EN 856 4SH (ISO 3862-1 4SH)
SAE 100 R12 (EN 856 R12)
SAE 100 R13 (EN 856 R13) up to DN25
SAE 100 R15 (EN 856 R15) up to DN25

BOCCOLA PER TUBO:
EN 856 4SP (ISO 3862-1 4SP) fino a DN25
EN 856 4SH (ISO 3862-1 4SH)
SAE 100 R12 (EN 856 R12)
SAE 100 R13 (EN 856 R13) fino a DN25
SAE 100 R15 (EN 856 R15) fino a DN25

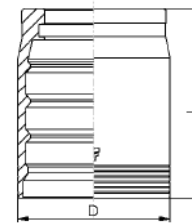
Cs spiral no skive series
Serie cs no skive spiralati



BSS6

SKIVE FERRULE HOSE 6 SPIRAL
BOCCOLA SKIVE TUBI 6 SPIRALI

Code Codice	Hose Tubo		Dimensions (mm) Dimensioni (mm)		L. skive ext. L. pel. ext.
	Inch/Pollici	DN (mm)	D	L	mm
BSS620	1 1/4"	31,5	58	72	53
BSS624	1 1/2"	38	68	90	69
BSS632	2"	51	84	102	78



notes

FERRULE FOR HOSE:
EN 856 4SP (ISO 3862-1 4SP)
SAE 100 R13 (EN 856 R13)
SAE 100 R15 (EN 856 R15)

BOCCOLA PER TUBO:
EN 856 4SP (ISO 3862-1 4SP)
SAE 100 R13 (EN 856 R13)
SAE 100 R15 (EN 856 R15)

Cs spiral no skive series
Serie cs no skive spiralati

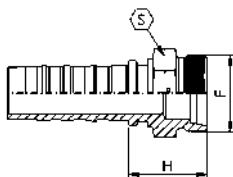


CSMML

CEL - METRIC MALE, 24° CONE, LIGHT
 CEL - MASCHIO METRICO, CONO 24°, SERIE LEGGERA

Thread - Filetto: METRIC
 Norm - Norma: DIN 3861

Code Codice	Thread Filetto	Hose Tubo		StandPipe Codolo	Dimensions Dimensioni		
	F	Inch/Pollici	DN(mm)	mm	S	H	WPbar
CS12MM22L	M30x2	3/4"	19	22	30	32	160
CS16MM28L	M36x2	1"	25	28	36	36	100
CS20MM35L	M45x2	1 1/4"	31,5	35	46	42,5	100
CS24MM42L	M52x2	1 1/2"	38	42	55	46,5	100



notes

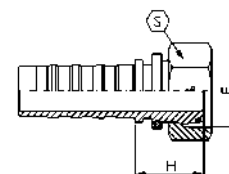


CSFOSL

DKOL - METRIC O'RING FEMALE, 24° CONE, LIGHT
 DKOL - FEMMINA METRICA O'RING, CONO 24°, SERIE LEGGERA

Thread - Filetto: METRIC
 Norm - Norma: DIN 3865

Code Codice	Thread Filetto	Hose Tubo		StandPipe Codolo	Dimensions Dimensioni			
	F	Inch/Pollici	DN(mm)	mm	S	H	O-ring	WPbar
CS12FOS22L	M30x2	3/4"	19	22	36	31	20x2	160
CS16FOS28L	M36x2	1"	25	28	41	33,5	26x2	100
CS20FOS35L	M45x2	1 1/4"	31,5	35	50	39	32x2,5	100
CS24FOS42L	M52x2	1 1/2"	38	42	60	43,5	38x2,5	100



notes

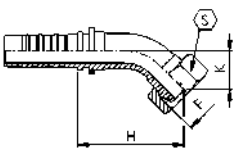


CSFOSL45

DKOL 45° - METRIC O'RING FEMALE 45°, 24° CONE, LIGHT
 DKOL 45° - FEMMINA 45° METRICA O'RING, CONO 24°, SERIE LEGGERA

Thread - Filetto: METRIC
 Norm - Norma: DIN 3865

Code Codice	Thread Filetto	Hose Tubo		Standpipe Codolo	Dimensions Dimensioni				
		Inch	DN (mm)		mm	S	H	K	O-ring
CS12FOS22L45	M30x2	3/4"	19	22	36	64	24,5	20x2	160
CS16FOS28L45	M36x2	1"	25	28	41	82	30,5	26x2	100
CS20FOS35L45	M45x2	1 1/4"	31,5	35	50	100,5	39	32x2,5	100
CS24FOS42L45	M52x2	1 1/2"	38	42	60	121	46,5	38x2,5	100



notes

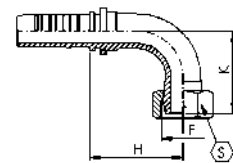


CSFOSL90

DKOL 90° - METRIC O'RING FEMALE 90°, 24° CONE, LIGHT
 DKOL 90° - FEMMINA 90° METRICA O'RING, CONO 24°, SERIE LEGGERA

Thread - Filetto: METRIC
 Norm - Norma: DIN 3865

Code Codice	Thread Filetto	Hose Tubo		Standpipe Codolo	Dimensions Dimensioni				
		Inch	DN (mm)		mm	S	H	K	O-ring
CS12FOS22L90	M30x2	3/4"	19	22	36	56	50	20x2	160
CS16FOS28L90	M36x2	1"	25	28	41	73	65	26x2	100
CS20FOS35L90	M45x2	1 1/4"	31,5	35	50	89,5	81	32x2,5	100
CS24FOS42L90	M52x2	1 1/2"	38	42	60	107	96,5	38x2,5	100



notes

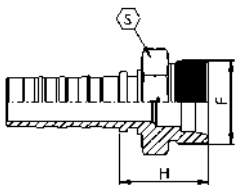


CSMMS

CES - METRIC MALE, 24° CONE, HEAVY
 CES - MASCHIO METRICO, CONO 24°, SERIE PESANTE

Thread - Filetto: METRIC
 Norm - Norma: DIN 3861

Code Codice	Thread Filetto	Hose Tubo		StandPipe Codolo	Dimensions Dimensioni		
		Inch/Pollici	DN(mm)		S	H	WPbar
CS12MM20S	M30x2	3/4"	19	20	30	34	420
CS12MM25S	M36x2	3/4"	19	25	36	38	420
CS16MM25S	M36x2	1"	25	25	36	40	380
CS16MM30S	M42x2	1"	25	30	46	44	380
CS20MM30S	M42x2	1 1/4"	31,5	30	46	47	325
CS20MM38S	M52x2	1 1/4"	31,5	38	55	51	325
CS24MM38S	M52x2	1 1/2"	38	38	55	53	290



notes

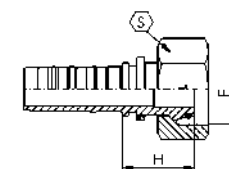


CSFOSS

DKOS - METRIC O-RING FEMALE, 24° CONE, HEAVY
 DKOS - FEMMINA METRICA O-RING, CONO 24°, SERIE PESANTE

Thread - Filetto: METRIC
 Norm - Norma: DIN 3865

Code Codice	Thread Filetto	Hose Tubo		StandPipe Codolo	Dimensions Dimensioni			
		Inch/Pollici	DN(mm)		S	H	O-ring	WPbar
CS12FOS20S	M30x2	3/4"	19	20	36	37	16,3x2,4	420
CS12FOS25S	M36x2	3/4"	19	25	46	39	20,3x2,4	420
CS12FOS25SE41	M36x2	3/4"	19	25	41	35,5	20,3x2,4	420
CS16FOS25S	M36x2	1"	25	25	46	41	22x2	380
CS16FOS30S	M42x2	1"	25	30	50	42	25,3x2,4	380
CS20FOS30S	M42x2	1 1/4"	31,5	30	50	43	25,3x2,4	325
CS20FOS38S	M52x2	1 1/4"	31,5	38	60	48	33,3x2,4	325
CS24FOS38S	M52x2	1 1/2"	38	38	60	51	33,3x2,4	290



notes

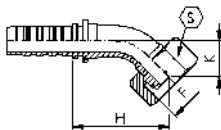


CSFOSS45

DKOS 45° - METRIC O'RING FEMALE 45°, 24° CONE, HEAVY
 DKOS 45° - FEMMINA 45° METRICA O'RING, CONO 24°, SERIE PESANTE

Thread - Filetto: METRIC
 Norm - Norma: DIN 3865

Code Codice	Thread Filetto	Hose Tubo		Standpipe Codolo	Dimensions Dimensioni				
		Inch	DN (mm)		mm	S	H	K	O-ring
CS12FOS20S45	M30x2	3/4"	19	20	36	65	27	16,3x2,4	420
CS12FOS25S45	M36x2	3/4"	19	25	46	66	28	20,3x2,4	420
CS12FOS25S45E41	M36x2	3/4"	19	25	41	66,5	27	20,3x2,4	420
CS16FOS25S45	M36x2	1"	25	25	46	83	34	22x2	380
CS16FOS30S45	M42x2	1"	25	30	50	82	32	25,3x2,4	380
CS20FOS30S45	M42x2	1 1/4"	31,5	30	50	100	40	25,3x2,4	325
CS20FOS38S45	M52x2	1 1/4"	31,5	38	60	97	38	33,3x2,4	325
CS24FOS38S45	M52x2	1 1/2"	38	38	60	121	48	33,3x2,4	290



notes

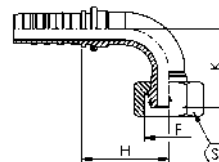


CSFOSS90

DKOS 90° - METRIC O'RING FEMALE 90°, 24° CONE, HEAVY
 DKOS 90° - FEMMINA 90° METRICA O'RING, CONO 24°, SERIE PESANTE

Thread - Filetto: METRIC
 Norm - Norma: DIN 3865

Code Codice	Thread Filetto	Hose Tubo		Standpipe Codolo	Dimensions Dimensioni				
		Inch	DN (mm)		mm	S	H	K	O-ring
CS12FOS20S90	M30x2	3/4"	19	20	36	55	55	16,3x2,4	420
CS12FOS25S90	M36x2	3/4"	19	25	46	55	55	20,3x2,4	420
CS12FOS25S90E41	M36x2	3/4"	19	25	41	56	54	20,3x2,4	420
CS16FOS25S90	M36x2	1"	25	25	46	71	69	22x2	380
CS16FOS30S90	M42x2	1"	25	30	50	71	67	25,3x2,4	380
CS20FOS30S90	M42x2	1 1/4"	31,5	30	50	87	83	25,3x2,4	325
CS20FOS38S90	M52x2	1 1/4"	31,5	38	60	87	80	33,3x2,4	325
CS24FOS38S90	M52x2	1 1/2"	38	38	60	105	100	33,3x2,4	290



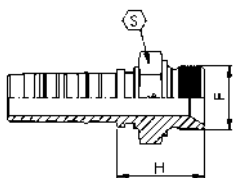
notes

CSMG


AGR - BSPP MALE, 60° CONE
 AGR - MASCHIO BSPP, CONO 60°

Thread - Filetto: BSPP
 Norm - Norma: BS 5200

Code Codice	Thread Filetto	Hose Tubo		Dimensions Dimensioni		
		Inch/Pollici	DN(mm)	S	H	WPbar
	F					
CS1212MG	3/4"-14	3/4"	19	32	38	420
CS1216MG	1"-11	3/4"	19	41	43	380
CS1616MG	1"-11	1"	25	41	45	380
CS1620MG	1 1/4"-11	1"	25	50	48	325
CS2020MG	1 1/4"-11	1 1/4"	31,5	50	50	325
CS2024MG	1 1/2"-11	1 1/4"	31,5	55	53	290
CS2424MG	1 1/2"-11	1 1/2"	38	55	55	290
CS3232MG	2"-11	2"	51	70	63	250



notes

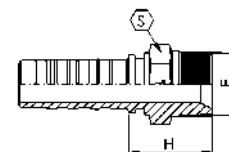


CSMGC

AGR K - BSPT MALE, 60° CONE
 AGR K - MASCHIO BSPT, CONO 60°

Thread - Filetto: BSPT

Code Codice	Thread Filetto	Hose Tubo		Dimensions Dimensioni		
		Inch/Pollici	DN(mm)	S	H	WPbar
	F					
CS1212MGC	3/4"-14	3/4"	19	27	37	280
CS1216MGC	1"-11	3/4"	19	36	42	280
CS1616MGC	1"-11	1"	25	36	44	280
CS2020MGC	1 1/4"-11	1 1/4"	31,5	46	51	210
CS2424MGC	1 1/2"-11	1 1/2"	38	50	54	185
CS3232MGC	2"-11	2"	51	65	64	175



notes

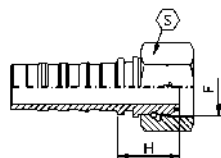


CSFGO

DKR - BSP FEMALE FULL HEXAGON NUT O'RING, 60° CONE
 DKR - FEMMINA BSP DADO ESAGONO COMPLETO O'RING, CONO 60°

Thread - Filetto: BSPP
 Norm - Norma: BS 5200

Code Codice	Thread Filetto	Hose Tubo		Dimensions Dimensioni		
		Inch/Pollici	DN(mm)	S	H	WPbar
	F					
CS1212FGO	3/4"-14	3/4"	19	32	29	420
CS1216FGO	1"-11	3/4"	19	41	33	380
CS1616FGO	1"-11	1"	25	41	34	380
CS1620FGO	1 1/4"-11	1"	25	50	38	325
CS2020FGO	1 1/4"-11	1 1/4"	31,5	50	39	325
CS2024FGO	1 1/2"-11	1 1/4"	31,5	60	42	290
CS2424FGO	1 1/2"-11	1 1/2"	38	60	43	290
CS2432FGO	2"-11	1 1/2"	38	75	45,5	290
CS3232FGO	2"-11	2"	51	75	47	250



notes

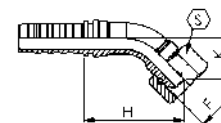


CSFGO45

DKR 45° - BSP FEMALE 45° FULL EXAGON NUT O'RING, 60° CONE
 DKR 45° - FEMMINA 45° BSP DADO ESAGONO COMPLETO O'RING, CONO 60°

Thread - Filetto: BSPP
 Norm - Norma: BS 5200

Code Codice	Thread Filetto	Hose Tubo		Dimensions Dimensioni				
		Inch	DN (mm)	S	H	K	O-ring	WPbar
	F							
CS1212FGO45	3/4"-14	3/4"	19	32	67	29	17x1,5	420
CS1216FGO45	1"-11	3/4"	19	41	70	32	22x1,5	380
CS1616FGO45	1"-11	1"	25	41	86	36	22x1,5	380
CS1620FGO45	1 1/4"-11	1"	25	50	87	37	28,3x1,78	325
CS2020FGO45	1 1/4"-11	1 1/4"	31,5	50	103	43	28,3x1,78	325
CS2024FGO45	1 1/2"-11	1 1/4"	31,5	60	103	43	33,05x1,78	290
CS2424FGO45	1 1/2"-11	1 1/2"	38	60	123	51	33,05x1,78	290
CS3232FGO45	2"-11	2"	51	75	160	65	44,17x1,78	250



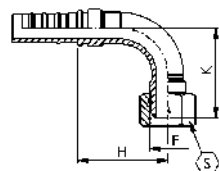
notes

CSFGO90

DKR 90° - BSP FEMALE 90° FULL EXAGON NUT O'RING, 60° CONE
 DKR 90° - FEMMINA 90° BSP DADO ESAGONO COMPLETO O'RING, CONO 60°

Thread - Filetto: BSPP
 Norm - Norma: BS 5200

Code Codice	Thread Filetto	Hose Tubo		Dimensions Dimensioni				
		Inch	DN (mm)	S	H	K	O-ring	WPbar
CS1212FGO90	3/4"-14	3/4"	19	32	55	57	17x1,5	420
CS1216FGO90	1"-11	3/4"	19	41	55	61	22x1,5	380
CS1616FGO90	1"-11	1"	25	41	71	72	22x1,5	380
CS1620FGO90	1 1/4"-11	1"	25	50	71	74	28,3x1,78	325
CS2020FGO90	1 1/4"-11	1 1/4"	31,5	50	87	88	28,3x1,78	325
CS2024FGO90	1 1/2"-11	1 1/4"	31,5	60	87	88	33,05x1,78	290
CS2424FGO90	1 1/2"-11	1 1/2"	38	60	105	104	33,05x1,78	290
CS3232FGO90	2"-11	2"	51	75	140	137	44,17x1,78	250



notes

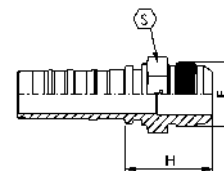


CSMI

AGJ - JIC MALE, 37° CONE
 AGJ - MASCHIO JIC, CONO 37°

Thread - Filetto: UNF-UN
 Norm - Norma: SAE J514

Code Codice	Thread Filetto	Hose Tubo		Dimensions Dimensioni		
		Inch/Pollici	DN(mm)	S	H	WPbar
CS1210MI	7/8"-14	3/4"	19	27	37	350
CS1212MI	1 1/16"-12	3/4"	19	27	40	350
CS1214MI	1 3/16"-12	3/4"	19	32	41,5	350
CS1216MI	1 5/16"-12	3/4"	19	36	43	280
CS1612MI	1 1/16"-12	1"	25	32	43	350
CS1616MI	1 5/16"-12	1"	25	36	45	280
CS1620MI	1 5/8"-12	1"	25	46	48	210
CS2016MI	1 5/16"-12	1 1/4"	31,5	41	48,5	280
CS2020MI	1 5/8"-12	1 1/4"	31,5	46	50,5	210
CS2024MI	1 7/8"-12	1 1/4"	31,5	50	55	185
CS2424MI	1 7/8"-12	1 1/2"	38	50	57	185
CS2432MI	2 1/2"-12	1 1/2"	38	65	65,5	175
CS3232MI	2 1/2"-12	2"	51	65	68,5	175



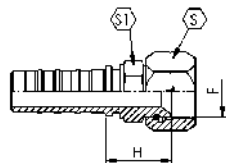
notes



CSFIC

DKJ - JIC FEMALE DOUBLE HEXAGON, 37° CONE
 DKJ - FEMMINA DOPPIO ESAGONO, CONO 37°

Thread - Filetto: UNF-UN
 Norm - Norma: SAE J514



Code Codice	Thread Filetto	Hose Tubo		Dimensions Dimensioni			
		Inch/Pollici	DN(mm)	S	S1	H	WPbar
CS1210FIC	7/8"-14	3/4"	19	27	27	33	350
CS1212FIC	1 1/16"-12	3/4"	19	32	27	34	350
CS1214FIC	1 3/16"-12	3/4"	19	36	30	35,5	280
CS1216FIC	1 5/16"-12	3/4"	19	41	32	38	280
CS1612FIC	1 1/16"-12	1"	25	32	32	36,5	350
CS1616FIC	1 5/16"-12	1"	25	41	32	39,5	280
CS1620FIC	1 5/8"-12	1"	25	50	41	46	210
CS2016FIC	1 5/16"-12	1 1/4"	31,5	41	41	45,5	280
CS2020FIC	1 5/8"-12	1 1/4"	31,5	50	41	48	210
CS2024FIC	1 7/8"-12	1 1/4"	31,5	60	46	51	185
CS2424FIC	1 7/8"-12	1 1/2"	38	60	46	53	185
CS2432FIC	2 1/2"-12	1 1/2"	38	75	60	66	175
CS3232FIC	2 1/2"-12	2"	51	75	60	69	175

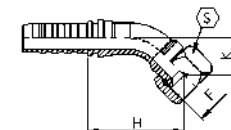
notes



CSFIS45

DKJ 45° - JIC FEMALE 45° THRUST WIRE NUT, 37° CONE
 DKJ 45° - FEMMINA 45° JIC DADO SPINATO, CONO 37°

Thread - Filetto: UNF-UN
 Norm - Norma: SAE J514



Code Codice	Thread Filetto	Hose Tubo		Dimensions Dimensioni			
		Inch	DN (mm)	S	H	K	WPbar
CS1210FIS45	7/8"-14	3/4"	19	27	66	28	350
CS1212FIS45	1 1/16"-12	3/4"	19	32	63	25	350
CS1214FIS45	1 3/16"-12	3/4"	19	36	63	25	280
CS1216FIS45	1 5/16"-12	3/4"	19	41	66	28	280
CS1612FIS45	1 1/16"-12	1"	25	32	85	35	350
CS1616FIS45	1 5/16"-12	1"	25	41	82	32	280
CS1620FIS45	1 5/8"-12	1"	25	50	83	33	210
CS2016FIS45	1 5/16"-12	1 1/4"	31,5	41	100	41	280
CS2020FIS45	1 5/8"-12	1 1/4"	31,5	50	98	38	210
CS2024FIS45	1 7/8"-12	1 1/4"	31,5	60	99	39	185
CS2424FIS45	1 7/8"-12	1 1/2"	38	60	118	46	185
CS3232FIS45	2 1/2"-12	2"	51	75	157	62	175

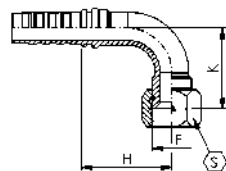
notes

CSFIS90

DKJ 90° - JIC FEMALE 90° THRUST WIRE NUT, 37° CONE
 DKJ 90° - FEMMINA 90° JIC DADO SPINATO, CONO 37°

Thread - Filetto: UNF-UN
 Norm - Norma: SAE J514

Code Codice	Thread Filetto	Hose Tubo		Dimensions Dimensioni			
		Inch	DN (mm)	S	H	K	WPbar
CS1210FIS90	7/8"-14	3/4"	19	27	55	55	350
CS1212FIS90	1 1/16"-12	3/4"	19	32	55	52	350
CS1214FIS90	1 3/16"-12	3/4"	19	36	55	52	280
CS1216FIS90	1 5/16"-12	3/4"	19	41	55	56	280
CS1612FIS90	1 1/16"-12	1"	25	32	71	71	350
CS1616FIS90	1 5/16"-12	1"	25	41	71	67	280
CS1620FIS90	1 5/8"-12	1"	25	50	71	69	210
CS2016FIS90	1 5/16"-12	1 1/4"	31,5	41	87	84	280
CS2020FIS90	1 5/8"-12	1 1/4"	31,5	50	87	81	210
CS2024FIS90	1 7/8"-12	1 1/4"	31,5	60	87	82	185
CS2424FIS90	1 7/8"-12	1 1/2"	38	60	105	97	185
CS3232FIS90	2 1/2"-12	2"	51	75	140	132	175



notes

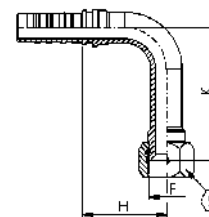


CSFIS90K

DKJ 90° - JIC FEMALE 90° LONG THRUST WIRE NUT, 37° CONE
 DKJ 90° - FEMMINA 90° JIC LUNGA DADO SPINATO, CONO 37°

Thread - Filetto: UNF-UN
 Norm - Norma: SAE J514

Code Codice	Thread Filetto	Hose Tubo		Dimensions Dimensioni			
		Inch	DN (mm)	S	H	K	WPbar
CS1212FIS90-K96	1 1/16"-12	3/4"	19	32	55	96	350
CS1616FIS90-K116	1 5/16"-12	1"	25	41	71	116	280
CS2020FIS90-K136	1 5/8"-12	1 1/4"	31,5	50	87	136	210



notes

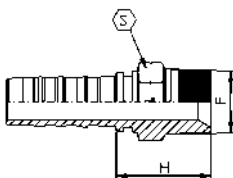
CSNPT

AGN - NPTF MALE
AGN - MASCHIO NPTF

Thread - Filetto: NPTF



Code Codice	Thread Filetto	Hose Tubo		Dimensions Dimensioni		
		Inch/Pollici	DN(mm)	S	H	WPbar
	F					
CS1212NPT	3/4"-14	3/4"	19	27	39	280
CS1216NPT	1"-11,5	3/4"	19	36	47	280
CS1612NPT	3/4"-14	1"	25	32	41,5	280
CS1616NPT	1"-11,5	1"	25	36	48,5	280
CS1620NPT	1 1/4"-11,5	1"	25	46	53	210
CS2016NPT	1"-11,5	1 1/4"	31,5	41	52,5	210
CS2020NPT	1 1/4"-11,5	1 1/4"	31,5	46	55	210
CS2024NPT	1 1/2"-11,5	1 1/4"	31,5	50	59	185
CS2424NPT	1 1/2"-11,5	1 1/2"	38	50	61	185
CS2432NPT	2"-11,5	1 1/2"	38	65	67,5	175
CS3232NPT	2"-11,5	2"	51	65	70,5	175



notes

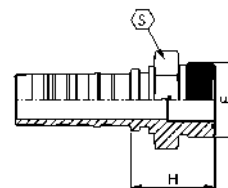
CSMRS

AGO - ORFS MALE
AGO - MASCHIO ORFS

Thread - Filetto: UNF-UN-UNS
Norm - Norma: SAE J1453



Code Codice	Thread Filetto	Hose Tubo		Dimensions Dimensioni	
		Inch/Pollici	DN(mm)	H	WPbar
	F				
CS1210MRS	1"-14	3/4"	19		420
CS1212MRS	1 3/16"-12	3/4"	19	36	420
CS1216MRS	1 7/16"-12	3/4"	19	38,5	420
CS1616MRS	1 7/16"-12	1"	25	41	415
CS1620MRS	1 11/16"-12	1"	25	42	415
CS2020MRS	1 11/16"-12	1 1/4"	31,5	44	345
CS2424MRS	2"-12	1 1/2"	38	48	290



notes

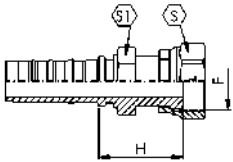


CSFRC

DKO - ORFS FEMALE DOUBLE HEXAGON
DKO - FEMMINA DOPPIO ESAGONO ORFS

Thread - Filetto: UNF-UN-UNS
Norm - Norma: SAE J1453

Code Codice	Thread Filetto	Hose Tubo		Dimensions Dimensioni			
		Inch/Pollici	DN(mm)	S	S1	H	WPbar
	F						
CS1210FRC	1"-14	3/4"	19	30	27	43	420
CS1212FRC	1 3/16"-12	3/4"	19	36	30	46	420
CS1216FRC	1 7/16"-12	3/4"	19	41	36	49	420
CS1612FRC	1 3/16"-12	1"	25	36	32	50	415
CS1616FRC	1 7/16"-12	1"	25	41	36	51	415
CS1620FRC	1 11/16"-12	1"	25	50	41	52	345
CS2020FRC	1 11/16"-12	1 1/4"	31,5	50	41	55	345
CS2024FRC	2"-12	1 1/4"	31,5	60	50	59,5	290
CS2424FRC	2"-12	1 1/2"	38	60	50	60	290



notes

CRIMPED NUT

DADO PINZATO

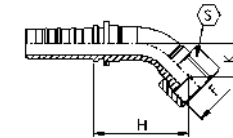


CSFRS45

DKO 45° - ORFS FEMALE 45°
DKO 45° - FEMMINA 45° ORFS

Thread - Filetto: UNF-UN-UNS
Norm - Norma: SAE J1453

Code Codice	Thread Filetto	Hose Tubo		Dimensions Dimensioni			
		Inch	DN (mm)	S	H	K	WPbar
	F						
CS1212FRS45	1 3/16"-12	3/4"	19	36	60	22	420
CS1216FRS45	1 7/16"-12	3/4"	19	41	61	23	420
CS1616FRS45	1 7/16"-12	1"	25	41	78	29	415
CS1620FRS45	1 11/16"-12	1"	25	50	78	29	345
CS2020FRS45	1 11/16"-12	1 1/4"	31,5	50	93	34	345
CS2424FRS45	2"-12	1 1/2"	38	60	113	41	290



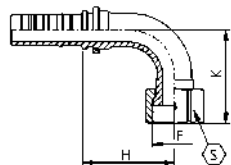
notes

CSFRS90

DKO 90° - ORFS FEMALE 90° SHORT
DKO 90° - FEMMINA 90° ORFS CORTA

Thread - Filetto: UNF-UN-UNS
Norm - Norma: SAE J1453

Code Codice	Thread Filetto	Hose Tubo		Dimensions Dimensioni			
		Inch	DN (mm)	S	H	K	WPbar
CS1212FRS90	1 3/16"-12	3/4"	19	36	54	48	420
CS1216FRS90	1 7/16"-12	3/4"	19	41	54	49	420
CS1616FRS90	1 7/16"-12	1"	25	41	71	62	415
CS1620FRS90	1 11/16"-12	1"	25	50	71	62	345
CS2020FRS90	1 11/16"-12	1 1/4"	31,5	50	87	75	345
CS2424FRS90	2"-12	1 1/2"	38	60	105	90	290



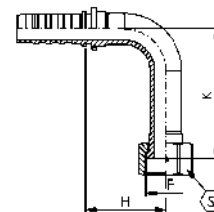
notes

CSFRS90K

DKO 90° - ORFS FEMALE 90° LONG
DKO 90° - FEMMINA 90° ORFS LUNGA

Thread - Filetto: UNF-UN-UNS
Norm - Norma: SAE J1453

Code Codice	Thread Filetto	Hose Tubo		Dimensions Dimensioni			
		Inch	DN (mm)	S	H	K	WPbar
CS1212FRS90-K96	1 3/16"-12	3/4"	19	36	54	96	420
CS1616FRS90-K114	1 7/16"-12	1"	25	41	71	114	415
CS2020FRS90-K130	1 11/16"-12	1 1/4"	31,5	50	87	130	345
CS2424FRS90-K155	2"-12	1 1/2"	38	60	105	155	290



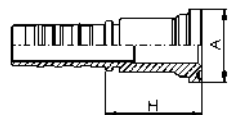
notes



CSFL

SFL - SAE FLANGE CODE 61 3000 PSI
 SFL - SAE FLANGIA CODE 61 3000 PSI

Norm - Norma: SAE J518



Code Codice	Hose Tubo		Flange Flangia	Dimensions Dimensioni		
	Inch/Pollici	DN(mm)		H	A	WPbar
CS1212FL	3/4"	19	3/4"	55	38,1	350
CS1216FL	3/4"	19	1"	57	44,5	350
CS1220FL	3/4"	19	1 1/4"	55	50,8	280
CS1612FL	1"	25	3/4"	58	38,1	350
CS1616FL	1"	25	1"	58	44,5	350
CS1620FL	1"	25	1 1/4"	63	50,8	280
CS1624FL	1"	25	1 1/2"	55	60,3	210
CS2016FL	1 1/4"	31,5	1"	64	44,5	350
CS2020FL	1 1/4"	31,5	1 1/4"	64	50,8	280
CS2024FL	1 1/4"	31,5	1 1/2"	68	60,3	210
CS2032FL	1 1/4"	31,5	2"	75	71,4	210
CS2420FL	1 1/2"	38	1 1/4"	69	50,8	210
CS2424FL	1 1/2"	38	1 1/2"	73	60,3	210
CS2432FL	1 1/2"	38	2"	76	71,4	210
CS3224FL	2"	51	1 1/2"	79	60,3	210
CS3232FL	2"	51	2"	77	71,4	210
CS3240FL	2"	51	2 1/2"	90	84,1	175

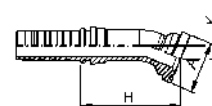
notes



CSFL22

SFL 22,5° - SAE FLANGE 22,5° CODE 61 3000 PSI
 SFL 22,5° - SAE FLANGIA 22,5° CODE 61 3000 PSI

Norm - Norma: SAE J518



Code Codice	Hose Tubo		Flange Flangia	Dimensions Dimensioni			
	Inch/Pollici	DN(mm)		H	A	K	WPbar
CS1212FL22	3/4"	19	3/4"	70	38,1	11	350
CS1216FL22	3/4"	19	1"	73	44,5	12	350
CS1616FL22	1"	25	1"	86	44,5	12	350
CS1620FL22	1"	25	1 1/4"	86	50,8	12	280
CS2020FL22	1 1/4"	31,5	1 1/4"	100	50,8	13	280
CS2024FL22	1 1/4"	31,5	1 1/2"	100	60,3	13	210
CS2424FL22	1 1/2"	38	1 1/2"	118	60,3	15	210
CS2432FL22	1 1/2"	38	2"	116	71,4	14	210
CS3232FL22	2"	51	2"	165	71,4	22	210

notes

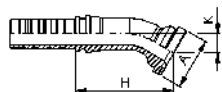


CSFL30

SFL 30° - SAE FLANGE 30° CODE 61 3000 PSI
 SFL 30° - SAE FLANGIA 30° CODE 61 3000 PSI

Norm - Norma: SAE J518

Code Codice	Hose Tubo		Flange Flangia	Dimensions Dimensioni			
	Inch/Pollici	DN(mm)		H	A	K	WPbar
CS1212FL30	3/4"	19	3/4"	68	38,1	16	350
CS1216FL30	3/4"	19	1"	71	44,5	17	350
CS1616FL30	1"	25	1"	84	44,5	17	350
CS1620FL30	1"	25	1 1/4"	84	50,8	17	280
CS2020FL30	1 1/4"	31,5	1 1/4"	98	50,8	19	280
CS2024FL30	1 1/4"	31,5	1 1/2"	98	60,3	19	210
CS2424FL30	1 1/2"	38	1 1/2"	116	60,3	22	210
CS2432FL30	1 1/2"	38	2"	114	71,4	21	210
CS3232FL30	2"	51	2"	162	71,4	31	210



notes

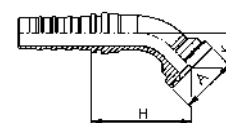


CSFL45

SFL 45° - SAE FLANGE 45° CODE 61 3000 PSI
 SFL 45° - SAE FLANGIA 45° CODE 61 3000 PSI

Norm - Norma: SAE J518

Code Codice	Hose Tubo		Flange Flangia	Dimensions Dimensioni			
	Inch/Pollici	DN(mm)		H	A	K	WPbar
CS1212FL45	3/4"	19	3/4"	63	38,1	25	350
CS1216FL45	3/4"	19	1"	65	44,5	27	350
CS1220FL45	3/4"	19	1 1/4"	68,5	50,8	30	350
CS1612FL45	1"	25	3/4"	81	38,1	31	350
CS1616FL45	1"	25	1"	78	44,5	28	350
CS1620FL45	1"	25	1 1/4"	78	50,8	28	280
CS2016FL45	1 1/4"	31,5	1"	96	44,5	37	350
CS2020FL45	1 1/4"	31,5	1 1/4"	91	50,8	32	280
CS2024FL45	1 1/4"	31,5	1 1/2"	91	60,3	32	210
CS2420FL45	1 1/2"	38	1 1/4"	118	50,8	43	210
CS2424FL45	1 1/2"	38	1 1/2"	108	60,3	36	210
CS2432FL45	1 1/2"	38	2"	107	71,4	35	210
CS3232FL45	2"	51	2"	151	71,4	57	210
CS3240FL45	2"	51	2 1/2"	146	84,1	51	175



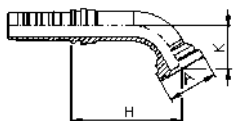
notes

CSFL60

SFL 60° - SAE FLANGE 60° CODE 61 3000 PSI
 SFL 60° - SAE FLANGIA 60° CODE 61 3000 PSI

Norm - Norma: SAE J518

Code Codice	Hose Tubo		Flange Flangia	Dimensions Dimensioni			
	Inch/Pollici	DN(mm)		H	A	K	WPbar
CS1212FL60	3/4"	19	3/4"	77	38,1	34	350
CS1216FL60	3/4"	19	1"	79	44,5	37	350
CS1616FL60	1"	25	1"	98	44,5	40	350
CS1620FL60	1"	25	1 1/4"	98	50,8	40	280
CS2020FL60	1 1/4"	31,5	1 1/4"	118	50,8	45	280
CS2024FL60	1 1/4"	31,5	1 1/2"	118	60,3	45	210
CS2424FL60	1 1/2"	38	1 1/2"	140	60,3	52	210
CS2432FL60	1 1/2"	38	2"	139	71,4	50	210
CS3232FL60	2"	51	2"	192	71,4	73	210



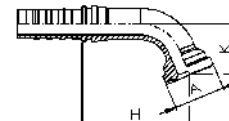
notes

CSFL67

SFL 67,5° - SAE FLANGE 67,5° CODE 61 3000 PSI
 SFL 67,5° - SAE FLANGIA 67,5° CODE 61 3000 PSI

Norm - Norma: SAE J518

Code Codice	Hose Tubo		Flange Flangia	Dimensions Dimensioni			
	Inch/Pollici	DN(mm)		H	A	K	WPbar
CS1212FL67	3/4"	19	3/4"	72	38,1	39	350
CS1216FL67	3/4"	19	1"	73	44,5	41	350
CS1616FL67	1"	25	1"	92	44,5	45	350
CS1620FL67	1"	25	1 1/4"	92	50,8	45	280
CS2020FL67	1 1/4"	31,5	1 1/4"	111	50,8	52	280
CS2024FL67	1 1/4"	31,5	1 1/2"	111	60,3	52	210
CS2424FL67	1 1/2"	38	1 1/2"	133	60,3	60	210
CS2432FL67	1 1/2"	38	2"	132	71,4	58	210
CS3232FL67	2"	51	2"	181	71,4	84	210



notes

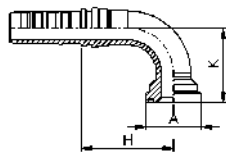
CSFL90

SFL 90° - SAE FLANGE 90° CODE 61 3000 PSI
 SFL 90° - SAE FLANGIA 90° CODE 61 3000 PSI



Norm - Norma: SAE J518

Code Codice	Hose Tubo		Flange Flangia	Dimensions Dimensioni			
	Inch/Pollici	DN(mm)		H	A	K	WPbar
CS1212FL90	3/4"	19	3/4"	55	38,1	51	350
CS1216FL90	3/4"	19	1"	55	44,5	55	350
CS1220FL90	3/4"	19	1 1/4"	55	50,8	60	280
CS1612FL90	1"	25	3/4"	71	38,1	65	350
CS1616FL90	1"	25	1"	71	44,5	61	350
CS1620FL90	1"	25	1 1/4"	71	50,8	61	280
CS1624FL90	1"	25	1 1/2"	71	60,3	61	210
CS2016FL90	1 1/4"	31,5	1"	87	44,5	79	350
CS2020FL90	1 1/4"	31,5	1 1/4"	87	50,8	71	280
CS2024FL90	1 1/4"	31,5	1 1/2"	87	60,3	71	210
CS2420FL90	1 1/2"	38	1 1/4"	108	50,8	92	210
CS2424FL90	1 1/2"	38	1 1/2"	105	60,3	83	210
CS2432FL90	1 1/2"	38	2"	105	71,4	81	210
CS3232FL90	2"	51	2"	140	71,4	122	210
CS3240FL90	2"	51	2 1/2"	140	84,1	117	175



notes

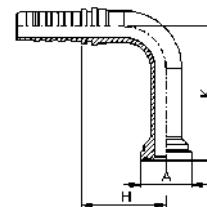
CSFL90K

SFL 90° - SAE FLANGE 90° CODE 61 3000 PSI LONG
 SFL 90° - SAE FLANGIA 90° CODE 61 3000 PSI LUNGA



Norm - Norma: SAE J518

Code Codice	Hose Tubo		Flange Flangia	Dimensions Dimensioni			
	Inch/Pollici	DN(mm)		H	A	K	WPbar
CS1212FL90-K68	3/4"	19	3/4"	56	38,1	64,5	350
CS1212FL90-K96	3/4"	19	3/4"	55	38,1	96	350
CS1212FL90-K150	3/4"	19	3/4"	56	38,1	148	350
CS1212FL90-K127	3/4"	19	3/4"	55	38,1	127	350
CS1216FL90-K79	3/4"	19	1"	55	44,5	79	350
CS1616FL90-K118	1"	25	1"	71	44,5	118	350
CS1620FL90-K118	1"	25	1 1/4"	71	50,8	118	280
CS2020FL90-K91	1 1/4"	31,5	1 1/4"	87	50,8	91	280
CS2020FL90-K102	1 1/4"	31,5	1 1/4"	87	50,8	102	280
CS2020FL90-K112	1 1/4"	31,5	1 1/4"	87	50,8	112	280
CS2020FL90-K130	1 1/4"	31,5	1 1/4"	87	50,8	130	280
CS2020FL90-K168	1 1/4"	31,5	1 1/4"	87	50,8	168	280
CS2024FL90-K118	1 1/4"	31,5	1 1/2"	87	60,3	118	210
CS2024FL90-K130	1 1/4"	31,5	1 1/2"	87	60,3	130	210
CS2424FL90-K102	1 1/2"	38	1 1/2"	108	60,3	99	210
CS2424FL90-K148	1 1/2"	38	1 1/2"	105	60,3	148	210
CS2424FL90-K172	1 1/2"	38	1 1/2"	105	60,3	172	210
CS2432FL90-K115	1 1/2"	38	2"	105	71,4	115	210
CS2432FL90-K172	1 1/2"	38	2"	105	71,4	172	210
CS3232FL90-K165	2"	51	2"	140	71,4	165	210
CS3232FL90-K203	2"	51	2"	140	71,4	203	210



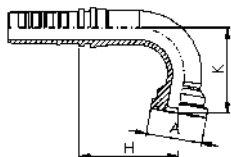
notes

CSFL100

SFL 100° - SAE FLANGE 100° CODE 61 3000 PSI
 SFL 100° - SAE FLANGIA 100° CODE 61 3000 PSI

Norm - Norma: SAE J518

Code Codice	Hose Tubo		Flange Flangia	Dimensions Dimensioni			
	Inch/Pollici	DN(mm)		H	A	K	WPbar
CS1212FL100	3/4"	19	3/4"	61	38,1	59	350
CS1616FL100	1"	25	1"	77	44,5	68	350



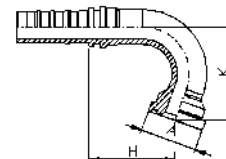
notes

CSFL110

SFL 110° - SAE FLANGE 110° CODE 61 3000 PSI
 SFL 110° - SAE FLANGIA 110° CODE 61 3000 PSI

Norm - Norma: SAE J518

Code Codice	Hose Tubo		Flange Flangia	Dimensions Dimensioni			
	Inch/Pollici	DN(mm)		H	A	K	WPbar
CS1212FL110	3/4"	19	3/4"	51	38,1	62	350
CS1616FL110	1"	25	1"	65	44,5	73	350
CS1620FL110	1"	25	1 1/4"	65	50,8	73	280
CS2020FL110	1 1/4"	31,5	1 1/4"	82	50,8	83	280
CS2024FL110	1 1/4"	31,5	1 1/2"	82	60,3	83	210
CS2424FL110	1 1/2"	38	1 1/2"	95	60,3	97	210
CS3232FL110	2"	51	2"	124	71,4	142	210



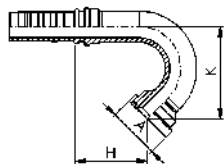
notes

CSFL135

SFL 135° - SAE FLANGE 135° CODE 61 3000 PSI
 SFL 135° - SAE FLANGIA 135° CODE 61 3000 PSI

Norm - Norma: SAE J518

Code Codice	Hose Tubo		Flange Flangia	Dimensions Dimensioni			
	Inch/Pollici	DN(mm)		H	A	K	WPbar
CS1212FL135	3/4"	19	3/4"	69	38,1	70	350
CS1216FL135	3/4"	19	1"	69	44,5	70	350
CS1616FL135	1"	25	1"	57	44,5	86	350



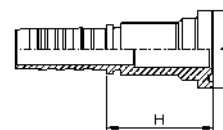
notes

CSFP

SFS - SAE FLANGE CODE 62 6000 PSI
 SFS - SAE FLANGIA CODE 62 6000 PSI

Norm - Norma: SAE J518

Code Codice	Hose Tubo		Flange Flangia	Dimensions Dimensioni		
	Inch/Pollici	DN(mm)		H	A	WPbar
CS1212FP	3/4"	19	3/4"	59	41,3	420
CS1216FP	3/4"	19	1"	61	47,6	420
CS1612FP	1"	25	3/4"	65	41,3	415
CS1616FP	1"	25	1"	65	47,6	415
CS1620FP	1"	25	1 1/4"	69	54	415
CS2016FP	1 1/4"	31,5	1"	70	47,6	415
CS2020FP	1 1/4"	31,5	1 1/4"	70	54	415
CS2024FP	1 1/4"	31,5	1 1/2"	80	63,5	415
CS2420FP	1 1/2"	38	1 1/4"	100	54	415
CS2424FP	1 1/2"	38	1 1/2"	84	63,5	415
CS2432FP	1 1/2"	38	2"	99	79,4	415
CS3232FP	2"	51	2"	100	79,4	345



notes



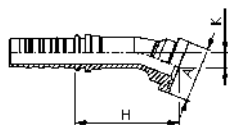
CSFP22

SFS 22,5° - SAE FLANGE 22,5° CODE 62 6000 PSI

SFS 22,5° - SAE FLANGIA 22,5° CODE 62 6000 PSI

Norm - Norma: SAE J518

Code Codice	Hose Tubo		Flange Flangia	Dimensions Dimensioni			
	Inch/Pollici	DN(mm)		H	A	K	WPbar
CS1212FP22	3/4"	19	3/4"	74	41,3	13	420
CS1216FP22	3/4"	19	1"	76	47,6	14	420
CS1616FP22	1"	25	1"	89	47,6	13	415
CS1620FP22	1"	25	1 1/4"	89	54	13	415
CS2020FP22	1 1/4"	31,5	1 1/4"	103	54	15	415
CS2024FP22	1 1/4"	31,5	1 1/2"	104	63,5	15	415
CS2424FP22	1 1/2"	38	1 1/2"	123	63,5	17	415
CS2432FP22	1 1/2"	38	2"	127	79,4	19	415
CS3232FP22	2"	51	2"	166	79,4	24	345



notes



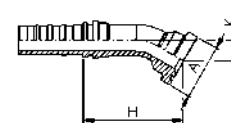
CSFP30

SFS 30° - SAE FLANGE 30° CODE 62 6000 PSI

SFS 30° - SAE FLANGIA 30° CODE 62 6000 PSI

Norm - Norma: SAE J518

Code Codice	Hose Tubo		Flange Flangia	Dimensions Dimensioni			
	Inch/Pollici	DN(mm)		H	A	K	WPbar
CS1212FP30	3/4"	19	3/4"	72	41,3	18	420
CS1216FP30	3/4"	19	1"	74	47,6	19	420
CS1616FP30	1"	25	1"	87	47,6	19	415
CS1620FP30	1"	25	1 1/4"	87	54	19	415
CS2020FP30	1 1/4"	31,5	1 1/4"	100	54	20	415
CS2024FP30	1 1/4"	31,5	1 1/2"	102	63,5	21	415
CS2424FP30	1 1/2"	38	1 1/2"	121	63,5	24	415
CS2432FP30	1 1/2"	38	2"	124	79,4	26	415
CS3232FP30	2"	51	2"	162	79,4	34	345



notes

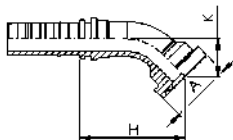


CSFP45

SFS 45° - SAE FLANGE 45° CODE 62 6000 PSI
 SFS 45° - SAE FLANGIA 45° CODE 62 6000 PSI

Norm - Norma: SAE J518

Code Codice	Hose Tubo		Flange Flangia	Dimensions Dimensioni			
	Inch/Pollici	DN(mm)		H	A	K	WPbar
CS1212FP45	3/4"	19	3/4"	66	41,3	28	420
CS1216FP45	3/4"	19	1"	68	47,6	29	420
CS1612FP45	1"	25	3/4"	81	41,3	31	415
CS1616FP45	1"	25	1"	80	47,6	30	415
CS1620FP45	1"	25	1 1/4"	80	54	30	415
CS2016FP45	1 1/4"	31,5	1"	96	47,6	37	415
CS2020FP45	1 1/4"	31,5	1 1/4"	93	54	34	415
CS2024FP45	1 1/4"	31,5	1 1/2"	94	63,5	35	415
CS2420FP45	1 1/2"	38	1 1/4"	120	54	45	415
CS2424FP45	1 1/2"	38	1 1/2"	112	63,5	40	415
CS2432FP45	1 1/2"	38	2"	115	79,4	43	415
CS3232FP45	2"	51	2"	150	79,4	56	345



notes

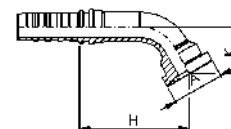


CSFP60

SFS 60° - SAE FLANGE 60° CODE 62 6000 PSI
 SFS 60° - SAE FLANGIA 60° CODE 62 6000 PSI

Norm - Norma: SAE J518

Code Codice	Hose Tubo		Flange Flangia	Dimensions Dimensioni			
	Inch/Pollici	DN(mm)		H	A	K	WPbar
CS1212FP60	3/4"	19	3/4"	79	41,3	38	420
CS1216FP60	3/4"	19	1"	80	47,6	40	420
CS1616FP60	1"	25	1"	99	47,6	42	415
CS1620FP60	1"	25	1 1/4"	99	54	42	415
CS2020FP60	1 1/4"	31,5	1 1/4"	119	54	47	415
CS2024FP60	1 1/4"	31,5	1 1/2"	120	63,5	49	415
CS2424FP60	1 1/2"	38	1 1/2"	143	63,5	56	415
CS2432FP60	1 1/2"	38	2"	145	79,4	60	415
CS3232FP60	2"	51	2"	193	79,4	79	345



notes

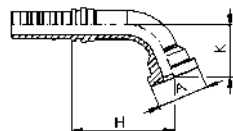
CSFP67

SFS 67,5° - SAE FLANGE 67,5° CODE 62 6000 PSI
 SFS 67,5° - SAE FLANGIA 67,5° CODE 62 6000 PSI



Norm - Norma: SAE J518

Code Codice	Hose Tubo		Flange Flangia	Dimensions Dimensioni			
	Inch/Pollici	DN(mm)		H	A	K	WPbar
CS1212FP67	3/4"	19	3/4"	74	41,3	43	420
CS1216FP67	3/4"	19	1"	75	47,6	45	420
CS1616FP67	1"	25	1"	93	47,6	48	415
CS1620FP67	1"	25	1 1/4"	93	54	48	415
CS2020FP67	1 1/4"	31,5	1 1/4"	112	54	54	415
CS2024FP67	1 1/4"	31,5	1 1/2"	113	63,5	56	415
CS2424FP67	1 1/2"	38	1 1/2"	135	63,5	65	415
CS2432FP67	1 1/2"	38	2"	137	79,4	69	415
CS3232FP67	2"	51	2"	182	79,4	90	345



notes

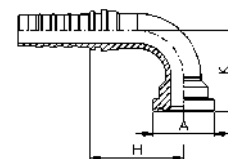
CSFP90

SFS 90° - SAE FLANGE 90° CODE 62 6000 PSI
 SFS 90° - SAE FLANGIA 90° CODE 62 6000 PSI



Norm - Norma: SAE J518

Code Codice	Hose Tubo		Flange Flangia	Dimensions Dimensioni			
	Inch/Pollici	DN(mm)		H	A	K	WPbar
CS1212FP90	3/4"	19	3/4"	55	41,3	56	420
CS1216FP90	3/4"	19	1"	55	47,6	58	420
CS1612FP90	1"	25	3/4"	71	41,3	65	415
CS1616FP90	1"	25	1"	71	47,6	64	415
CS1620FP90	1"	25	1 1/4"	71	54	64	415
CS2016FP90	1 1/4"	31,5	1"	87	47,6	79	415
CS2020FP90	1 1/4"	31,5	1 1/4"	87	54	74	415
CS2024FP90	1 1/4"	31,5	1 1/2"	87	63,5	76	415
CS2420FP90	1 1/2"	38	1 1/4"	108	54	94,5	415
CS2424FP90	1 1/2"	38	1 1/2"	105	63,5	88	415
CS2432FP90	1 1/2"	38	2"	105	79,4	93	415
CS3232FP90	2"	51	2"	140	79,4	123	345



notes

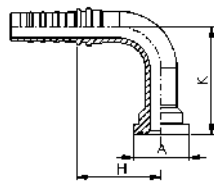
CSFP90K

SFS 90° - SAE FLANGE 90° CODE 62 6000 PSI LONG
 SFS 90° - SAE FLANGIA 90° CODE 62 6000 PSI LUNGA



Norm - Norma: SAE J518

Code Codice	Hose Tubo		Flange Flangia	Dimensions Dimensioni			
	Inch/Pollici	DN(mm)		H	A	K	WPbar
CS1212FP90-K80	3/4"	19	3/4"	56	41,3	81	420
CS1212FP90-K100	3/4"	19	3/4"	55	41,3	100	420
CS1212FP90-K150	3/4"	19	3/4"	56	41,3	148,5	420
CS1216FP90-K140	3/4"	19	1"	55	47,6	140	420
CS1616FP90-K120	1"	25	1"	71	47,6	120	415
CS1620FP90-K90	1"	25	1 1/4"	73	54	88	415
CS2020FP90-K120	1 1/4"	31,5	1 1/4"	87	54	120	415
CS2020FP90-K160	1 1/4"	31,5	1 1/4"	88	54	162,5	415
CS2020FP90-K180	1 1/4"	31,5	1 1/4"	89,5	54	177,5	415
CS2024FP90-K120	1 1/4"	31,5	1 1/2"	89,5	63,5	119	415
CS2024FP90-K150	1 1/4"	31,5	1 1/2"	89,5	63,5	149	415
CS2424FP90-K114	1 1/2"	38	1 1/2"	108	63,5	111	415
CS2424FP90-K198	1 1/2"	38	1 1/2"	108	63,5	195	415



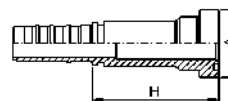
notes

CSYP

SFC - SUPERCAT FLANGE
 SFC - FLANGIA SUPERCAT



Code Codice	Hose Tubo		Flange Flangia	Dimensions Dimensioni		
	Inch/Pollici	DN(mm)		H	A	WPbar
CS1212YP	3/4"	19	3/4"	84	41,3	420
CS1216YP	3/4"	19	1"	84	47,6	420
CS1616YP	1"	25	1"	90	47,6	415
CS1620YP	1"	25	1 1/4"	90	54	415
CS2020YP	1 1/4"	31,5	1 1/4"	88	54	415
CS2024YP	1 1/4"	31,5	1 1/2"	88	63,5	415
CS2424YP	1 1/2"	38	1 1/2"	84	63,5	415
CS2432YP	1 1/2"	38	2"	110	79,4	415
CS3232YP	2"	51	2"	130	79,4	345



notes

O-ring:
 assemble D'RING for
 SUPERCAT FLANGES
 O-ring code: DR

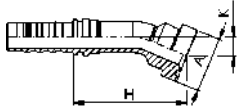
O-ring:
 assemblare D'RING per
 FLANGE SUPERCAT
 Codice O-ring: DR



CSYP22

SFC 22,5° - SUPERCAT FLANGE 22,5°
SFC 22,5° - FLANGIA 22,5° SUPERCAT

Code Codice	Hose Tubo		Flange Flangia	Dimensions Dimensioni			
	Inch/Pollici	DN(mm)		H	A	K	WPbar
CS1212YP22	3/4"	19	3/4"	82	41,3	16	420
CS1216YP22	3/4"	19	1"	84	47,6	17	420
CS1616YP22	1"	25	1"	97	47,6	17	415
CS1620YP22	1"	25	1 1/4"	97	54	17	415
CS2020YP22	1 1/4"	31,5	1 1/4"	406	54	16	415
CS2024YP22	1 1/4"	31,5	1 1/2"	406	63,5	16	415
CS2424YP22	1 1/2"	38	1 1/2"	125	63,5	18	415
CS2432YP22	1 1/2"	38	2"	129	79,4	19	415
CS3232YP22	2"	51	2"	168	79,4	25	345



notes

O-ring:
assemble D'RING for
SUPERCAT FLANGES
O-ring code: DR

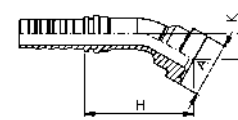
O-ring:
assemblare D'RING per
FLANGE SUPERCAT
Codice O-ring: DR



CSYP30

SFC 30° - SUPERCAT FLANGE 30°
SFC 30° - FLANGIA 30° SUPERCAT

Code Codice	Hose Tubo		Flange Flangia	Dimensions Dimensioni			
	Inch/Pollici	DN(mm)		H	A	K	WPbar
CS1212YP30	3/4"	19	3/4"	79	41,3	22	420
CS1216YP30	3/4"	19	1"	82	47,6	23	420
CS1616YP30	1"	25	1"	94	47,6	23	415
CS1620YP30	1"	25	1 1/4"	94	54	23	415
CS2020YP30	1 1/4"	31,5	1 1/4"	103	54	22	415
CS2024YP30	1 1/4"	31,5	1 1/2"	104	63,5	23	415
CS2424YP30	1 1/2"	38	1 1/2"	123	63,5	25	415
CS2432YP30	1 1/2"	38	2"	126	79,4	27	415
CS3232YP30	2"	51	2"	164	79,4	35	345



notes

O-ring:
assemble D'RING for
SUPERCAT FLANGES
O-ring code: DR

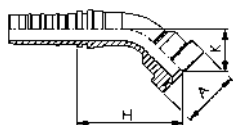
O-ring:
assemblare D'RING per
FLANGE SUPERCAT
Codice O-ring: DR

CSYP45

SFC 45° - SUPERCAT FLANGE 45°
SFC 45° - FLANGIA 45° SUPERCAT



Code Codice	Hose Tubo		Flange Flangia	Dimensions Dimensioni			
	Inch/Pollici	DN(mm)		H	A	K	WPbar
CS1212YP45	3/4"	19	3/4"	72	41,3	34	420
CS1216YP45	3/4"	19	1"	74	47,6	36	420
CS1616YP45	1"	25	1"	86	47,6	36	415
CS1620YP45	1"	25	1 1/4"	86	54	36	415
CS2020YP45	1 1/4"	31,5	1 1/4"	96	54	36	415
CS2024YP45	1 1/4"	31,5	1 1/2"	96	63,5	36	415
CS2424YP45	1 1/2"	38	1 1/2"	114	63,5	41	415
CS2432YP45	1 1/2"	38	2"	116	79,4	44	415
CS3232YP45	2"	51	2"	152	79,4	57	345



notes

O-ring:
assemble D'RING for
SUPERCAT FLANGES
O-ring code: DR

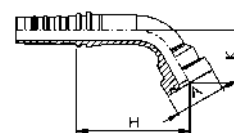
O-ring:
assemblare D'RING per
FLANGE SUPERCAT
Codice O-ring: DR

CSYP60

SFC 60° - SUPERCAT FLANGE 60°
SFC 60° - FLANGIA 60° SUPERCAT



Code Codice	Hose Tubo		Flange Flangia	Dimensions Dimensioni			
	Inch/Pollici	DN(mm)		H	A	K	WPbar
CS1212YP60	3/4"	19	3/4"	83	41,3	45	420
CS1216YP60	3/4"	19	1"	85	47,6	48	420
CS1616YP60	1"	25	1"	103	47,6	50	415
CS1620YP60	1"	25	1 1/4"	103	54	50	415
CS2020YP60	1 1/4"	31,5	1 1/4"	121	54	50	415
CS2024YP60	1 1/4"	31,5	1 1/2"	121	63,5	51	415
CS2424YP60	1 1/2"	38	1 1/2"	144	63,5	58	415
CS2432YP60	1 1/2"	38	2"	146	79,4	61	415
CS3232YP60	2"	51	2"	194	79,4	81	345



notes

O-ring:
assemble D'RING for
SUPERCAT FLANGES
O-ring code: DR

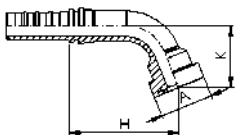
O-ring:
assemblare D'RING per
FLANGE SUPERCAT
Codice O-ring: DR

CSYP67

SFC 67,5° - SUPERCAT FLANGE 67,5°
SFC 67,5° - FLANGIA 67,5° SUPERCAT



Code Codice	Hose Tubo		Flange Flangia	Dimensions Dimensioni			
	Inch/Pollici	DN(mm)		H	A	K	WPbar
CS1212YP67	3/4"	19	3/4"	77	41,3	50	420
CS1216YP67	3/4"	19	1"	79	47,6	53	420
CS1616YP67	1"	25	1"	97	47,6	56	415
CS1620YP67	1"	25	1 1/4"	97	54	56	415
CS2020YP67	1 1/4"	31,5	1 1/4"	114	54	57	415
CS2024YP67	1 1/4"	31,5	1 1/2"	114	63,5	58	415
CS2424YP67	1 1/2"	38	1 1/2"	137	63,5	66	415
CS2432YP67	1 1/2"	38	2"	138	79,4	69	415
CS3232YP67	2"	51	2"	184	79,4	92	345



notes

O-ring:
assemble D'RING for
SUPERCAT FLANGES
O-ring code: DR

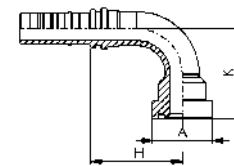
O-ring:
assemblare D'RING per
FLANGE SUPERCAT
Codice O-ring: DR

CSYP90

SFC 90° - SUPERCAT FLANGE 90°
SFC 90° - FLANGIA 90° SUPERCAT



Code Codice	Hose Tubo		Flange Flangia	Dimensions Dimensioni			
	Inch/Pollici	DN(mm)		H	A	K	WPbar
CS1212YP90	3/4"	19	3/4"	55	41,3	64	420
CS1216YP90	3/4"	19	1"	55	47,6	64	420
CS1616YP90	1"	25	1"	71	47,6	73	415
CS1620YP90	1"	25	1 1/4"	71	54	73	415
CS2020YP90	1 1/4"	31,5	1 1/4"	87	54	77	415
CS2024YP90	1 1/4"	31,5	1 1/2"	87	63,5	78	415
CS2424YP90	1 1/2"	38	1 1/2"	105	63,5	90	415
CS2432YP90	1 1/2"	38	2"	105	79,4	94	415
CS3232YP90	2"	51	2"	140	79,4	125	345



notes

O-ring:
assemble D'RING for
SUPERCAT FLANGES
O-ring code: DR

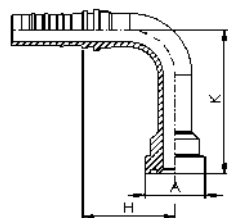
O-ring:
assemblare D'RING per
FLANGE SUPERCAT
Codice O-ring: DR

CSYP90K

SFC 90° - SUPERCAT FLANGE 90° LONG
 SFC 90° - FLANGIA 90° SUPERCAT LUNGA



Code Codice	Hose Tubo		Flange Flangia	Dimensions Dimensioni			
	Inch/Pollici	DN(mm)		H	A	K	WPbar
CS1212YP90-K129	3/4"	19	3/4"	55	41,3	129	420
CS1616YP90-K132	1"	25	1"	71	47,6	132	415
CS1616YP90-K150	1"	25	1"	71	47,6	150	415
CS2020YP90-K150	1 1/4"	31,5	1 1/4"	87	54	150	415
CS2024YP90-K135	1 1/4"	31,5	1 1/2"	87	63,5	135	415
CS2424YP90-K106	1 1/2"	38	1 1/2"	105	63,5	106	415



notes

O-ring:
 assemble D'RING for
 SUPERCAT FLANGES
 O-ring code: DR

O-ring:
 assemblare D'RING per
 FLANGE SUPERCAT
 Codice O-ring: DR

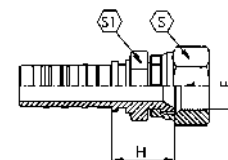
CSFMG

JISK - JIS "KOMATSU" FEMALE DOUBLE HEXAGON, 60° CONE
 JISK - FEMMINA JIS "KOMATSU" DOPPIO ESAGONO, CONO 60°



Thread - Filetto: METRIC

Code Codice	Thread Filetto	Hose Tubo		Dimensions Dimensioni			
		Inch/Pollici	DN(mm)	S	S1	H	WPbar
CS12FMG30A	M30x1,5	3/4"	19	36	36	35,5	420
CS16FMG33A	M33x1,5	1"	25	36	36	38	420
CS20FMG36A	M36x1,5	1 1/4"	31,5	46	41	44	420
CS24FMG42A	M42x1,5	1 1/2"	38	50	50	48,5	420



notes

CRIMPED NUT

DADO PINZATO

CH HOSE FITTINGS

The **CH range** guarantees the best connection reliability in high pressure and heavy-duty applications!
The internal/external skiving process of the hose provides extraordinary performances in very tough applications!

La **gamma CH** consente la massima affidabilità di connessione in applicazioni gravose ad altissime pressioni!
La pelatura interna/esterna del tubo flessibile garantisce ottime prestazioni nelle applicazioni più esigenti!

CH FITTINGS
RACCORDI CH 1 C

BHH



1

SKIVE FERRULE INTERLOCK 4 SPIRAL
BOCCOLA INTERLOCK 4 SPIRALI

BH13



2

SKIVE FERRULE INTERLOCK 6 SPIRAL
BOCCOLA INTERLOCK 6 SPIRALI

CHMMS



3

CES - METRIC MALE, 24° CONE, HEAVY
CES - MASCHIO METRICO, CONO 24°,
SERIE PESANTE

CHFOSS



4

DKOS - METRIC O'RING FEMALE, 24°
CONE, HEAVY
DKOS - FEMMINA METRICA O'RING,
CONO 24°, SERIE PESANTE


CHMRS



17

AGO - ORFS MALE
AGO - MASCHIO ORFS

CHFRS



18

DKO - ORFS FEMALE
DKO - FEMMINA ORFS

CHFRS45B



19

DKO 45° - ORFS FEMALE 45°
DKO 45° - FEMMINA 45° ORFS

CHFRS90B



20

DKO 90° - ORFS FEMALE 90°
DKO 90° - FEMMINA 90° ORFS

CHFOSS45



5

DKOS 45° - METRIC O'RING FEMALE 45°,
24° CONE, HEAVY
DKOS 45° - FEMMINA 45° METRICA
O'RING, CONO 24°, SERIE PESANTE

CHFOSS90



6

DKOS 90° - METRIC O'RING FEMALE 90°,
24° CONE, HEAVY
DKOS 90° - FEMMINA 90° METRICA
O'RING, CONO 24°, SERIE PESANTE

CHMG



7

AGR - BSPP MALE, 60° CONE
AGR - MASCHIO BSPP, CONO 60°

CHMGC



8

AGR K - BSPT MALE, 60° CONE
AGR K - MASCHIO BSPT, CONO 60°

CHFL



21

SFL - SAE FLANGE CODE 61 3000 PSI
SFL - SAE FLANGIA CODE 61 3000 PSI

CHFL45



22

SFL 45° - SAE FLANGE 45° CODE 61
3000 PSI
SFL 45° - SAE FLANGIA 45° CODE 61
3000 PSI

CHFL90



23

SFL 90° - SAE FLANGE 90° CODE 61
3000 PSI
SFL 90° - SAE FLANGIA 90° CODE 61
3000 PSI

CHFP



24

SFS - SAE FLANGE CODE 62 6000 PSI
SFS - SAE FLANGIA CODE 62 6000 PSI

CHFGSO



9

DKR - BSP FEMALE FULL EXAGON NUT
O'RING, 60° CONE
DKR - FEMMINA BSP DADO ESAGONO
COMPLETO O'RING, CONO 60°

CHFGSO45



10

DKR 45° - BSP FEMALE 45° FULL HEXA-
GON NUT O'RING, 60° CONE
DKR 45° - FEMMINA 45° BSP DADO ESA-
GONO COMPLETO O'RING, CONO 60°

CHFGSO90



11

DKR 90° - BSP FEMALE 90° FULL EXAGON
NUT O'RING, 60° CONE
DKR 90° - FEMMINA 90° BSP DADO ESA-
GONO COMPLETO O'RING, CONO 60°

CHMI



12

AGJ - JIC MALE, 37° CONE
AGJ - MASCHIO JIC, CONO 37°

CHFP45



25

SFS 45° - SAE FLANGE 45° CODE 62
6000 PSI
SFS 45° - SAE FLANGIA 45° CODE 62
6000 PSI

CHFP90



26

SFS 90° - SAE FLANGE 90° CODE 62
6000 PSI
SFS 90° - SAE FLANGIA 90° CODE 62
6000 PSI

CHYP



27

SFC - SUPERCAT FLANGE
SFC - FLANGIA SUPERCAT

CHYP45



28

SFC 45° - SUPERCAT FLANGE 45°
SFC 45° - FLANGIA 45° SUPERCAT

CHFIS



13

DKJ - JIC FEMALE DOUBLE HEXAGON,
37° CONE
DKJ - FEMMINA DOPPIO ESAGONO,
CONO 37°

CHFIS45



14

DKJ 45° - JIC FEMALE 45° THRUST WIRE
NUT, 37° CONE
DKJ 45° - FEMMINA 45° JIC DADO
SPINATO, CONO 37°

CHFIS90



15

DKJ 90° - JIC FEMALE 90° THRUST WIRE
NUT, 37° CONE
DKJ 90° - FEMMINA 90° JIC DADO
SPINATO, CONO 37°

CHNPT



16

AGN - NPTF MALE
AGN - MASCHIO NPTF

CHYP90



29

SFC 90° - SUPERCAT FLANGE 90°
SFC 90° - FLANGIA 90° SUPERCAT

index

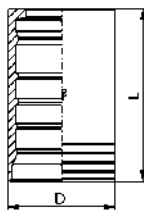
1c



BHH

SKIVE FERRULE INTERLOCK 4 SPIRAL
BOCCOLA INTERLOCK 4 SPIRALI

Code Codice	Hose Tubo		Dimensions (mm) Dimensioni (mm)		L. skive ins. L. pel. int.	L. skive ext. L. pel. ext.
	Inch/Pollici	DN (mm)	D	L	mm	mm
BHH12	3/4"	19	38	60	15	48
BHH16	1"	25	46	74,5	18	61
BHH20	1 1/4"	31,5	55	88	23	71
BHH24	1 1/2"	38	62	94	23	79
BHH32	2"	51	78,5	99	30	83



notes

FERRULE FOR HOSE:
EN 856 4SP (ISO 3862-1 4SP)
EN 856 4SH (ISO 3862-1 4SH)
SAE 100 R13 (EN 856 R13)
SAE 100 R15 (EN 856 R15)

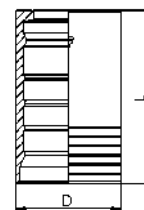
BOCCOLA PER TUBO:
EN 856 4SP (ISO 3862-1 4SP)
EN 856 4SH (ISO 3862-1 4SH)
SAE 100 R13 (EN 856 R13)
SAE 100 R15 (EN 856 R15)



BH13

SKIVE FERRULE INTERLOCK 6 SPIRAL
BOCCOLA INTERLOCK 6 SPIRALI

Code Codice	Hose Tubo		Dimensions (mm) Dimensioni (mm)		L. skive ins. L. pel. int.	L. skive ext. L. pel. ext.
	Inch/Pollici	DN (mm)	D	L	mm	mm
BH1320	1 1/4"	31,5	59,8	88	23	71
BH1324	1 1/2"	38	67	94	23	79
BH1332	2"	51	84,5	99	30	83



notes

FERRULE FOR HOSE:
SAE 100 R13 (EN 856 R13)
SAE 100 R15 (EN 856 R15)

BOCCOLA PER TUBO:
SAE 100 R13 (EN 856 R13)
SAE 100 R15 (EN 856 R15)

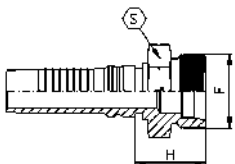
CHMMS

CES - METRIC MALE, 24° CONE, HEAVY
 CES - MASCHIO METRICO, CONO 24°, SERIE PESANTE

Thread - Filetto: METRIC
 Norm - Norma: DIN 3861



Code Codice	Thread Filetto	Hose Tubo		StandPipe Codolo	Dimensions Dimensioni		
		Inch/Pollici	DN(mm)		S	H	WPbar
CH12MM20S	M 30x2	3/4"	19	20	30	31	420
CH12MM25S	M 36x2	3/4"	19	25	36	35	420
CH16MM25S	M 36x2	1"	25	25	36	36	380
CH16MM30S	M 42x2	1"	25	30	46	40	380
CH20MM30S	M 42x2	1 1/4"	31,5	30	46	42	325
CH20MM38S	M 52x2	1 1/4"	31,5	38	55	46	325
CH24MM38S	M 52x2	1 1/2"	38	38	55	47	290



notes

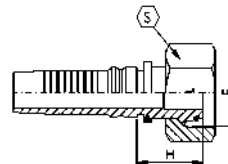
CHFOSS

DKOS - METRIC O'RING FEMALE, 24° CONE, HEAVY
 DKOS - FEMMINA METRICA O'RING, CONO24°, SERIE PESANTE

Thread - Filetto: METRIC
 Norm - Norma: DIN 3865



Code Codice	Thread Filetto	Hose Tubo		StandPipe Codolo	Dimensions Dimensioni			
		Inch/Pollici	DN(mm)		S	H	O-ring	WPbar
CH12FOS20S	M 30x2	3/4"	19	20	36	33	16,3x2,4	420
CH12FOS25S	M 36x2	3/4"	19	25	46	36	20,3x2,4	420
CH16FOS25S	M 36x2	1"	25	25	46	37	22x2	380
CH16FOS30S	M 42x2	1"	25	30	50	39	25,3x2,4	380
CH20FOS30S	M 42x2	1 1/4"	31,5	30	50	41	25,3x2,4	325
CH20FOS38S	M 52x2	1 1/4"	31,5	38	60	43	33,3x2,4	325
CH24FOS38S	M 52x2	1 1/2"	38	38	60	44	33,3x2,4	290



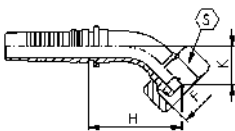
notes

CHFOSS45

DKOS 45° - METRIC O'RING FEMALE 45°, 24° CONE, HEAVY
 DKOS 45° - FEMMINA 45° METRICA O'RING, CONO 24°, SERIE PESANTE

Thread - Filetto: METRIC
 Norm - Norma: DIN 3865

Code Codice	Thread Filetto	Hose Tubo		Standpipe Codolo	Dimensions Dimensioni				
		Inch	DN (mm)		mm	S	H	K	O-ring
CH12FOS20S45B	M 30x2	3/4"	19	20	36	67	29	16,3x2,4	420
CH12FOS25S45B	M 36x2	3/4"	19	25	46	66	30	20,3x2,4	420
CH12FOS25S45BE41	M 36x2	3/4"	19	25	41	66,5	29	20,3x2,4	420
CH16FOS25S45B	M 36x2	1"	25	25	46	81	33	22x2	380
CH16FOS30S45B	M 42x2	1"	25	30	50	81	33	25,3x2,4	380
CH20FOS30S45B	M 42x2	1 1/4"	31,5	30	50	99	39	25,3x2,4	325
CH20FOS38S45B	M 52x2	1 1/4"	31,5	38	60	100	40	33,3x2,4	325
CH24FOS38S45B	M 52x2	1 1/2"	38	38	60	116	44	33,3x2,4	290



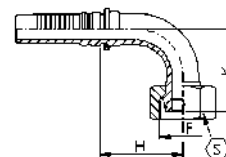
notes

CHFOSS90

DKOS 90° - METRIC O'RING FEMALE 90°, 24° CONE, HEAVY
 DKOS 90° - FEMMINA 90° METRICA O'RING, CONO 24°, SERIE PESANTE

Thread - Filetto: METRIC
 Norm - Norma: DIN 3865

Code Codice	Thread Filetto	Hose Tubo		Standpipe Codolo	Dimensions Dimensioni				
		Inch	DN (mm)		mm	S	H	K	O-ring
CH12FOS20S90B	M 30x2	3/4"	19	20	36	55	60	16,3x2,4	420
CH12FOS25S90B	M 36x2	3/4"	19	25	46	55	60	20,3x2,4	420
CH12FOS25S90BE41	M 36x2	3/4"	19	25	41	56	59,5	20,3x2,4	420
CH16FOS25S90B	M 36x2	1"	25	25	46	71	71	22x2	380
CH16FOS30S90B	M 42x2	1"	25	30	50	71	71	25,3x2,4	380
CH20FOS30S90B	M 42x2	1 1/4"	31,5	30	50	90	85	25,3x2,4	325
CH20FOS38S90B	M 52x2	1 1/4"	31,5	38	60	90	86	33,3x2,4	325
CH24FOS38S90B	M 52x2	1 1/2"	38	38	60	107	98	33,3x2,4	290



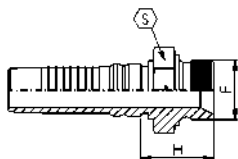
notes

CHMG

AGR - BSPP MALE, 60° CONE
 AGR - MASCHIO BSPP, CONO 60°

Thread - Filetto: BSPP
 Norm - Norma: BS 5200

Code Codice	Thread Filetto	Hose Tubo		Dimensions Dimensioni		
		Inch/Pollici	DN(mm)	S	H	WPbar
CH1212MG	3/4"-14	3/4"	19	32	35	420
CH1616MG	1"-11	1"	25	41	41	380
CH1620MG	1 1/4"-11	1"	25	50	44	325
CH2020MG	1 1/4"-11	1 1/4"	31,5	50	46	325
CH2424MG	1 1/2"-11	1 1/2"	38	55	49	290
CH3232MG	2"-11	2"	51	70	56	250



notes

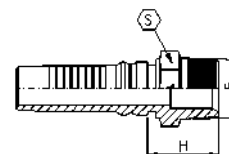


CHMGC

AGR K - BSPT MALE, 60° CONE
 AGR K - MASCHIO BSPT, CONO 60°

Thread - Filetto: BSPT

Code Codice	Thread Filetto	Hose Tubo		Dimensions Dimensioni		
		Inch/Pollici	DN(mm)	S	H	WPbar
CH1212MGC	3/4"-14	3/4"	19	27	34	280
CH1616MGC	1"-11	1"	25	36	40	280
CH2020MGC	1 1/4"-11	1 1/4"	31,5	46	47	210
CH2424MGC	1 1/2"-11	1 1/2"	38	50	48	185
CH3232MGC	2"-11	2"	51	65	57	175



notes

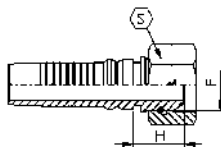


CHFGSO

DKR - BSP FEMALE FULL EXAGON NUT O'RING, 60° CONE
 DKR - FEMMINA BSP DADO ESAGONO COMPLETO O'RING, CONO 60°

Thread - Filetto: BSP
 Norm - Norma: BS 5200

Code Codice	Thread Filetto	Hose Tubo		Dimensions Dimensioni		
		Inch/Pollici	DN(mm)	S	H	WPbar
CH1212FGSO	3/4"-14	3/4"	19	32	25	420
CH1616FGSO	1"-11	1"	25	41	30	380
CH1620FGSO	1 1/4"-11	1"	25	50	33	325
CH2020FGSO	1 1/4"-11	1 1/4"	31,5	50	35	325
CH2424FGSO	1 1/2"-11	1 1/2"	38	60	36	290
CH3232FGSO	2"-11	2"	51	75	40	250



notes

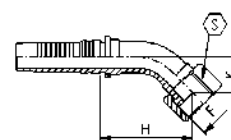


CHFGSO45

DKR 45° - BSP FEMALE 45° FULL HEXAGON NUT O'RING, 60° CONE
 DKR 45° - FEMMINA 45° BSP DADO ESAGONO COMPLETO O'RING, CONO 60°

Thread - Filetto: BSP
 Norm - Norma: BS 5200

Code Codice	Thread Filetto	Hose Tubo		Dimensions Dimensioni				
		Inch	DN (mm)	S	H	K	O-ring	WPbar
CH1212FGSO45B	3/4"-14	3/4"	19	32	68	32	16x1,5	420
CH1616FGSO45B	1"-11	1"	25	41	86	39	22x1,5	380
CH1620FGSO45B	1 1/4"-11	1"	25	50	88	41	28,3x1,78	325
CH2020FGSO45B	1 1/4"-11	1 1/4"	31,5	50	107	47	28,3x1,78	325
CH2424FGSO45B	1 1/2"-11	1 1/2"	38	60	126	55	33,05x1,78	290
CH3232FGSO45B	2"-11	2"	51	75	160	66	44,17x1,78	250



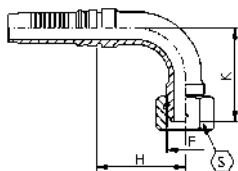
notes

CHFGSO90

DKR 90° - BSP FEMALE 90° FULL EXAGON NUT O'RING, 60° CONE
 DKR 90° - FEMMINA 90° BSP DADO ESAGONO COMPLETO O'RING, CONO 60°

Thread - Filetto: BSPP
 Norm - Norma: BS 5200

Code Codice	Thread Filetto	Hose Tubo	Dimensions Dimensioni					
			F	Inch	DN (mm)	S	H	K
CH1212FGSO90B	3/4"-14	3/4"	19	32	55	63	16x1,5	420
CH1616FGSO90B	1"-11	1"	25	41	71	79	22x1,5	380
CH1620FGSO90B	1 1/4"-11	1"	25	50	71	81	28,3x1,78	325
CH2020FGSO90B	1 1/4"-11	1 1/4"	31,5	50	90	96	28,3x1,78	325
CH2424FGSO90B	1 1/2"-11	1 1/2"	38	60	107	113	33,05x1,78	290
CH3232FGSO90B	2"-11	2"	51	75	142	140	44,17x1,78	250



notes

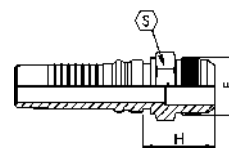


CHMI

AGJ - JIC MALE, 37° CONE
 AGJ - MASCHIO JIC, CONO 37°

Thread - Filetto: UNF-UN
 Norm - Norma: SAE J514

Code Codice	Thread Filetto	Hose Tubo	Dimensions Dimensioni			
			F	Inch/Pollici	DN(mm)	S
CH1212MI	1 1/16"-12	3/4"	19	27	38	350
CH1214MI	1 3/16"-12	3/4"	19	32	39	280
CH1216MI	1 5/16"-12	3/4"	19	36	41	280
CH1616MI	1 5/16"-12	1"	25	36	42	280
CH1620MI	1 5/8"-12	1"	25	46	45	210
CH2020MI	1 5/8"-12	1 1/4"	31,5	46	47	210
CH2024MI	1 7/8"-12	1 1/4"	31,5	50	51	185
CH2424MI	1 7/8"-12	1 1/2"	38	50	52	185
CH3232MI	2 1/2"-12	2"	51	65	63	175



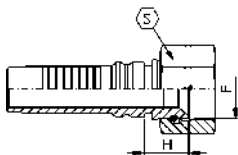
notes

CHFIS

DKJ - JIC FEMALE DOUBLE HEXAGON, 37° CONE
 DKJ - FEMMINA DOPPIO ESAGONO, CONO 37°

Thread - Filetto: UNF-UN
 Norm - Norma: SAE J514

Code Codice	Thread Filetto	Hose Tubo		Dimensions Dimensioni		
		Inch/Pollici	DN(mm)	S	H	WPbar
CH1212FIS	1 1/16"-12	3/4"	19	32	20	350
CH1214FIS	1 3/16"-12	3/4"	19	36	21,5	280
CH1216FIS	1 5/16"-12	3/4"	19	41	22,5	280
CH1616FIS	1 5/16"-12	1"	25	41	23,5	280
CH1620FIS	1 5/8"-12	1"	25	50	28	210
CH2020FIS	1 5/8"-12	1 1/4"	31,5	50	29	210
CH2024FIS	1 7/8"-12	1 1/4"	31,5	60	29,5	185
CH2424FIS	1 7/8"-12	1 1/2"	38	60	30	185
CH3232FIS	2 1/2"-12	2"	51	75	37	175



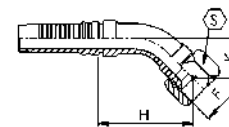
notes

CHFIS45

DKJ 45° - JIC FEMALE 45° THRUST WIRE NUT, 37° CONE
 DKJ 45° - FEMMINA 45° JIC DADO SPINATO, CONO 37°

Thread - Filetto: UNF-UN
 Norm - Norma: SAE J514

Code Codice	Thread Filetto	Hose Tubo		Dimensions Dimensioni			
		Inch	DN (mm)	S	H	K	WPbar
CH1212FIS45B	1 1/16"-12	3/4"	19	32	64	28	350
CH1214FIS45B	1 3/16"-12	3/4"	19	36	65	29	280
CH1216FIS45B	1 5/16"-12	3/4"	19	41	68	32	280
CH1616FIS45B	1 5/16"-12	1"	25	41	82	35	280
CH1620FIS45B	1 5/8"-12	1"	25	50	84	37	210
CH2020FIS45B	1 5/8"-12	1 1/4"	31	50	103	43	210
CH2024FIS45B	1 7/8"-12	1 1/4"	31	60	103	43	185
CH2424FIS45B	1 7/8"-12	1 1/2"	38	60	121	50	185
CH3232FIS45B	2 1/2"-12	2"	51	75	158	65	175



notes

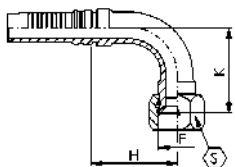
CHFIS90

DKJ 90° - JIC FEMALE 90° THRUST WIRE NUT, 37° CONE
 DKJ 90° - FEMMINA 90° JIC DADO SPINATO, CONO 37°

Thread - Filetto: UNF-UN
 Norm - Norma: SAE J514



Code Codice	Thread Filetto	Hose Tubo		Dimensions Dimensioni			
		Inch	DN (mm)	S	H	K	WPbar
CH1212FIS90B	1 1/16"-12	3/4"	19	32	55	58	350
CH1214FIS90B	1 3/16"-12	3/4"	19	36	55	59	280
CH1216FIS90B	1 5/16"-12	3/4"	19	41	55	63	280
CH1616FIS90B	1 5/16"-12	1"	25	41	71	73	280
CH1620FIS90B	1 5/8"-12	1"	25	50	71	76	210
CH2020FIS90B	1 5/8"-12	1 1/4"	31	50	90	91	210
CH2024FIS90B	1 7/8"-12	1 1/4"	31	60	90	91	185
CH2424FIS90B	1 7/8"-12	1 1/2"	38	60	107	106	185
CH3232FIS90B	2 1/2"-12	2"	51	75	140	139	175



notes

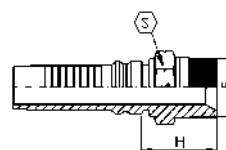
CHNPT

AGN - NPTF MALE
 AGN - MASCHIO NPTF

Thread - Filetto: NPTF



Code Codice	Thread Filetto	Hose Tubo		Dimensions Dimensioni		
		Inch/Pollici	DN(mm)	S	H	WPbar
CH1212NPT	3/4"-14	3/4"	19	27	34	280
CH1216NPT	1"-11,5	3/4"	19	36	42	280
CH1616NPT	1"-11,5	1"	25	36	42	280
CH1620NPT	1 1/4"-11,5	1"	25	46	45	210
CH2020NPT	1 1/4"-11,5	1 1/4"	31,5	46	47	210
CH2024NPT	1 1/2"-11,5	1 1/4"	31,5	50	50	185
CH2424NPT	1 1/2"-11,5	1 1/2"	38	50	50	185
CH3232NPT	2"-11,5	2"	51	60	55	175



notes

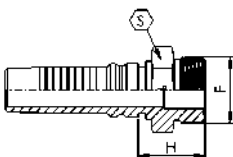


CHMRS

AGO - ORFS MALE
AGO - MASCHIO ORFS

Thread - Filetto: UNF-UN-UNS
Norm - Norma: SAE J1453

Code Codice	Thread Filetto	Hose Tubo		Dimensions Dimensioni		
	F	Inch/Pollici	DN(mm)	S	H	WPbar
CH1212MRS	1 3/16"-12	3/4"	19	32	34	420
CH1616MRS	1 7/16"-12	1"	25	41	37	415
CH2020MRS	1 11/16"-12	1 1/4"	31,5	46	40	345
CH2424MRS	2"-12	1 1/2"	38	55	43	250



notes

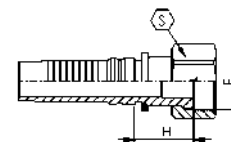


CHFRS

DKO - ORFS FEMALE
DKO - FEMMINA ORFS

Thread - Filetto: UNF-UN-UNS
Norm - Norma: SAE J1453

Code Codice	Thread Filetto	Hose Tubo		Dimensions Dimensioni		
	F	Inch/Pollici	DN(mm)	S	H	WPbar
CH1212FRS	1 3/16"-12	3/4"	19	36	35	420
CH1616FRS	1 7/16"-12	1"	25	41	37	415
CH2020FRS	1 11/16"-12	1 1/4"	31,5	50	38	345
CH2424FRS	2"-12	1 1/2"	38	60	39	290



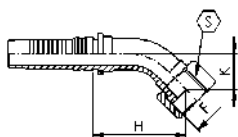
notes

CHFRS45B

DKO 45° - ORFS FEMALE 45°
DKO 45° - FEMMINA 45° ORFS

Thread - Filetto: UNF-UN-UNS
Norm - Norma: SAE J1453

Code Codice	Thread Filetto	Hose Tubo		Dimensions Dimensioni			
		Inch	DN (mm)	S	H	K	WPbar
CH1212FRS45B	1 3/16"-12	3/4"	19	36	63	26	420
CH1616FRS45B	1 7/16"-12	1"	25	41	78	31	415
CH2020FRS45B	1 11/16"-12	1 1/4"	31,5	50	96	36	345
CH2424FRS45B	2"-12	1 1/2"	38	60	113	42	290



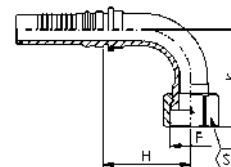
notes

CHFRS90B

DKO 90° - ORFS FEMALE 90°
DKO 90° - FEMMINA 90° ORFS

Thread - Filetto: UNF-UN-UNS
Norm - Norma: SAE J1453

Code Codice	Thread Filetto	Hose Tubo		Dimensions Dimensioni			
		Inch	DN (mm)	S	H	K	WPbar
CH1212FRS90B	1 3/16"-12	3/4"	19	36	56	55	420
CH1616FRS90B	1 7/16"-12	1"	25	41	71	67	415
CH2020FRS90B	1 11/16"-12	1 1/4"	31,5	50	90	81	345
CH2424FRS90B	2"-12	1 1/2"	38	60	107	95	290



notes

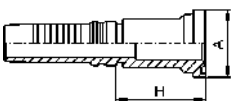


CHFL

SFL - SAE FLANGE CODE 61 3000 PSI
SFL - SAE FLANGIA CODE 61 3000 PSI

Norm - Norma: SAE J518

Code Codice	Hose Tubo		Flange Flangia	Dimensions Dimensioni		
	Inch/Pollici	DN(mm)		H	A	WPbar
CH1212FLB	3/4"	19	3/4"	52	38	350
CH1216FLB	3/4"	19	1"	58	44,5	350
CH1612FLB	1"	25	3/4"	53	38	350
CH1616FLB	1"	25	1"	59	44,5	350
CH1620FLB	1"	25	1 1/4"	63	51	280
CH2020FLB	1 1/4"	31,5	1 1/4"	64	51	280
CH2024FLB	1 1/4"	31,5	1 1/2"	69	60,3	210
CH2424FLB	1 1/2"	38	1 1/2"	69	60,3	210
CH2432FLB	1 1/2"	38	2"	74	71,5	210
CH3232FLB	2"	51	2"	76	71,5	210



notes

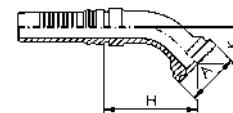


CHFL45

SFL 45° - SAE FLANGE 45° CODE 61 3000 PSI
SFL 45° - SAE FLANGIA 45° CODE 61 3000 PSI

Norm - Norma: SAE J518

Code Codice	Hose Tubo		Flange Flangia	Dimensions Dimensioni			
	Inch/Pollici	DN(mm)		H	A	K	WPbar
CH1212FL45B	3/4"	19	3/4"	63	38	27	350
CH1216FL45B	3/4"	19	1"	67	44,5	31	350
CH1612FL45B	1"	25	3/4"	78	38	31	350
CH1616FL45B	1"	25	1"	79	44,5	32	350
CH1620FL45B	1"	25	1 1/4"	80	51	33	280
CH2020FL45B	1 1/4"	31,5	1 1/4"	99	51	39	280
CH2024FL45B	1 1/4"	31,5	1 1/2"	99	60,3	39	210
CH2424FL45B	1 1/2"	38	1 1/2"	117	60,3	46	210
CH2432FL45B	1 1/2"	38	2"	118	71,5	47	210
CH3232FL45B	2"	51	2"	152	71,5	58	210



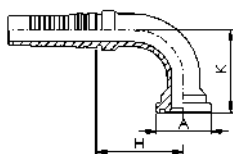
notes

CHFL90

SFL 90° - SAE FLANGE 90° CODE 61 3000 PSI
 SFL 90° - SAE FLANGIA 90° CODE 61 3000 PSI

Norm - Norma: SAE J518

Code Codice	Hose Tubo		Flange Flangia	Dimensions Dimensioni			
	Inch/Pollici	DN(mm)		H	A	K	WPbar
CH1212FL90B	3/4"	19	3/4"	56	38	56	350
CH1216FL90B	3/4"	19	1"	56	44,5	61	350
CH1612FL90B	1"	25	3/4"	72	38	67	350
CH1616FL90B	1"	25	1"	72	44,5	68	350
CH1620FL90B	1"	25	1 1/4"	72	51	70	280
CH2020FL90B	1 1/4"	31,5	1 1/4"	91	51	85	280
CH2024FL90B	1 1/4"	31,5	1 1/2"	91	60,3	85	210
CH2424FL90B	1 1/2"	38	1 1/2"	108	60,3	100	210
CH2432FL90B	1 1/2"	38	2"	108	71,5	102	210
CH3232FL90B	2"	51	2"	143	71,5	129	210



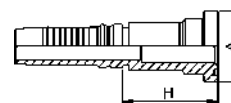
notes

CHFP

SFS - SAE FLANGE CODE 62 6000 PSI
 SFS - SAE FLANGIA CODE 62 6000 PSI

Norm - Norma: SAE J518

Code Codice	Hose Tubo		Flange Flangia	Dimensions Dimensioni		
	Inch/Pollici	DN(mm)		H	A	WPbar
CH1212FPB	3/4"	19	3/4"	58	41,3	420
CH1216FPB	3/4"	19	1"	60	47,6	420
CH1612FPB	1"	25	3/4"	59	41,3	415
CH1616FPB	1"	25	1"	64	47,6	415
CH1620FPB	1"	25	1 1/4"	68	54	415
CH2020FPB	1 1/4"	31,5	1 1/4"	69	54	415
CH2024FPB	1 1/4"	31,5	1 1/2"	79	63,5	415
CH2424FPB	1 1/2"	38	1 1/2"	79	63,5	415
CH3232FPB	2"	51	2"	97	79,4	345



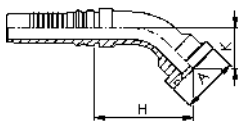
notes

CHFP45

SFS 45° - SAE FLANGE 45° CODE 62 6000 PSI
 SFS 45° - SAE FLANGIA 45° CODE 62 6000 PSI

Norm - Norma: SAE J518

Code Codice	Hose Tubo		Flange Flangia	Dimensions Dimensioni			
	Inch/Pollici	DN(mm)		H	A	K	WPbar
CH1212FP45B	3/4"	19	3/4"	67	41,3	31	420
CH1216FP45B	3/4"	19	1"	71	47,6	34	420
CH1612FP45B	1"	25	3/4"	78	41,3	31	415
CH1616FP45B	1"	25	1"	82	47,6	35	415
CH1620FP45B	1"	25	1 1/4"	87	54	40	415
CH2020FP45B	1 1/4"	31,5	1 1/4"	100	54	40	415
CH2024FP45B	1 1/4"	31,5	1 1/2"	105	63,5	45	415
CH2424FP45B	1 1/2"	38	1 1/2"	117	63,5	46	415
CH3232FP45B	2"	51	2"	154	79,4	60	345



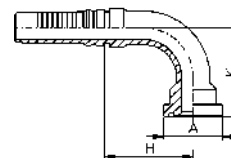
notes

CHFP90

SFS 90° - SAE FLANGE 90° CODE 62 6000 PSI
 SFS 90° - SAE FLANGIA 90° CODE 62 6000 PSI

Norm - Norma: SAE J518

Code Codice	Hose Tubo		Flange Flangia	Dimensions Dimensioni			
	Inch/Pollici	DN(mm)		H	A	K	WPbar
CH1212FP90B	3/4"	19	3/4"	56	41,3	61	420
CH1216FP90B	3/4"	19	1"	56	47,6	66	420
CH1612FP90B	1"	25	3/4"	72	41,3	67	415
CH1616FP90B	1"	25	1"	72	47,6	72	415
CH1620FP90B	1"	25	1 1/4"	72	54	79	415
CH2020FP90B	1 1/4"	31,5	1 1/4"	91	54	86	415
CH2024FP90B	1 1/4"	31,5	1 1/2"	91	63,5	93	415
CH2424FP90B	1 1/2"	38	1 1/2"	108	63,5	100	415
CH3232FP90B	2"	51	2"	143	79,4	131	345



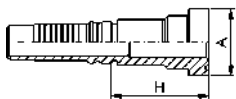
notes



CHYP

SFC - SUPERCAT FLANGE
SFC - FLANGIA SUPERCAT

Code Codice	Hose Tubo		Flange Flangia	Dimensions Dimensioni		
	Inch/Pollici	DN(mm)		H	A	WPbar
CH1212YPB	3/4"	19	3/4"	64	41,3	420
CH1216YPB	3/4"	19	1"	65	47,6	420
CH1616YPB	1"	25	1"	69	47,6	420
CH1620YPB	1"	25	1 1/4"	72	54	420
CH2020YPB	1 1/4"	31,5	1 1/4"	73	54	420
CH2024YPB	1 1/4"	31,5	1 1/2"	80	63,5	420
CH2424YPB	1 1/2"	38	1 1/2"	81	63,5	350



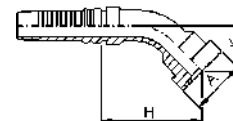
notes



CHYP45

SFC 45° - SUPERCAT FLANGE 45°
SFC 45° - FLANGIA 45° SUPERCAT

Code Codice	Hose Tubo		Flange Flangia	Dimensions Dimensioni			
	Inch/Pollici	DN(mm)		H	A	K	WPbar
CH1212YP45B	3/4"	19	3/4"	73	41,3	37	420
CH1216YP45B	3/4"	19	1"	76	47,6	39	420
CH1616YP45B	1"	25	1"	87	47,6	40	420
CH1620YP45B	1"	25	1 1/4"	88	54	41	420
CH2020YP45B	1 1/4"	31,5	1 1/4"	102	54	42	420
CH2024YP45B	1 1/4"	31,5	1 1/2"	108	63,5	48	420
CH2424YP45B	1 1/2"	38	1 1/2"	120	63,5	49	350



notes

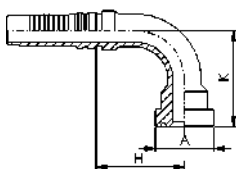
CHYP90

SFC 90° - SUPERCAT FLANGE 90°

SFC 90° - FLANGIA 90° SUPERCAT



Code Codice	Hose Tubo		Flange Flangia	Dimensions Dimensioni			
	Inch/Pollici	DN(mm)		H	A	K	WPbar
CH1212YP90B	3/4"	19	3/4"	55	41,3	70	420
CH1216YP90B	3/4"	19	1"	55	47,6	73	420
CH1616YP90B	1"	25	1"	71	47,6	79	420
CH1620YP90B	1"	25	1 1/4"	71	54	82	420
CH2020YP90B	1 1/4"	31,5	1 1/4"	90	54	89	420
CH2024YP90B	1 1/4"	31,5	1 1/2"	90	63,5	97	420
CH2424YP90B	1 1/2"	38	1 1/2"	107	63,5	105	350



notes

WIRE FIT HX ONE PIECE FITTINGS

EASY! One word one solution. A complete no-skive range of One Piece fittings specifically designed to suit wire braided hoses. Available in an extensive range of connections, this One Piece fitting gives the opportunity to simplify the selection of the inserts and ferrules with only one choice!





FACILE! Una parola per una soluzione. Una gamma completa di raccordi pregraffati no-skive specificatamente studiata per calzare i tubi flessibili trecciati.





Disponibile in una ampia varietà di connessioni, questa gamma di raccordi da l'opportunità di semplificare la selezione dell'inserto e della boccia con una unica soluzione!

WIRE FIT HX FITTINGS
RACCORDI WIRE FIT HX

1d





<p>HXNPT</p>  <p>1</p> <p>AGN - NPTF MALE AGN - MASCHIO NPTF</p>	<p>HXSPT</p>  <p>2</p> <p>NPTF - SWIVEL MALE 60° CONE STRAIGHT NPTF - MASCHIO GIREVOLE CONO 60°</p>	<p>HXSPT90</p>  <p>3</p> <p>NPTF - SWIVEL MALE 60° CONE SEAT - 90° COMPACT ELBOW NPTF - MASCHIO GIREVOLE CONO SVA-SATO 60° - CURVA 90° COMPATTA</p>	<p>HXFMS</p>  <p>4</p> <p>NPSM FEMALE, 60° CONE FEMMINA NPSM, CONO 60°</p>
--	---	---	---

<p>HXFJP90</p>  <p>17</p> <p>SAE FEMALE 90°, 45° CONE FEMMINA 90° SAE, CONO 45°</p>	<p>HXMRS</p>  <p>18</p> <p>AGO - ORFS MALE AGO - MASCHIO ORFS</p>	<p>HXFRC</p>  <p>19</p> <p>DKO - ORFS FEMALE DOUBLE HEXAGON DKO - FEMMINA DOPPIO ESAGONO ORFS</p>	<p>HXFRS45</p>  <p>20</p> <p>DKO 45° - ORFS FEMALE 45° DKO 45° - FEMMINA 45° ORFS</p>
---	---	---	---

<p>HXMI</p>  <p>5</p> <p>AGJ - JIC MALE, 37° CONE AGJ - MASCHIO JIC, CONO 37°</p>	<p>HXFICP</p>  <p>6</p> <p>DKJ - JIC FEMALE DOUBLE HEXAGON, 37° CONE DKJ - FEMMINA JIC DOPPIO ESAGONO, CONO 37°</p>	<p>HXFIP45</p>  <p>7</p> <p>DKJ 45° - JIC FEMALE 45°, 37° CONE DKJ 45° - FEMMINA 45° JIC, CONO 37°</p>	<p>HXFIP90C</p>  <p>8</p> <p>DKJ 90° - JIC FEMALE 90° SHORT, 37° CONE DKJ 90° - FEMMINA 90° JIC CORTA, CONO 37°</p>
---	---	--	--

































<p>HXFRS90C</p>  <p>21</p> <p>DKO 90° - ORFS FEMALE 90° SHORT DKO 90° - FEMMINA 90° ORFS CORTA</p>	<p>HXFRS90L</p>  <p>22</p> <p>DKO 90° - ORFS FEMALE 90° LONG DKO 90° - FEMMINA 90° ORFS LUNGA</p>	<p>HXMG</p>  <p>23</p> <p>AGR - BSPP MALE, 60° CONE AGR - MASCHIO BSPP, CONO 60°</p>	<p>HXMGC</p>  <p>24</p> <p>AGR K - BSPT MALE, 60° CONE AGR K - MASCHIO BSPT, CONO 60°</p>
--	---	--	---

<p>HXFIP90</p>  <p>9</p> <p>DKJ 90° - JIC FEMALE 90°, 37° CONE DKJ 90° - FEMMINA 90° JIC, CONO 37°</p>	<p>HXFIP90L</p>  <p>10</p> <p>DKJ 90° - JIC FEMALE 90° LONG, 37° CONE DKJ 90° - FEMMINA 90° JIC LUNGA, CONO 37°</p>	<p>HXMS</p>  <p>11</p> <p>STANDARD ORB MALE SOLID SAE MASCHIO STANDARD ORB SAE</p>	<p>HXSMS</p>  <p>12</p> <p>STANDARD ORB MALE SWIVEL SAE MASCHIO GIREVOLE STANDARD ORB SAE</p>
---	--	---	---

<p>HXFJCP</p>  <p>25</p> <p>DKR - BSP FEMALE, 60° CONE DKR - FEMMINA BSP, CONO 60°</p>	<p>HXFGOLS</p>  <p>26</p> <p>DKR - BSP FEMALE FULL HEXAGON NUT O'RING, 60° CONE DKR - FEMMINA BSP DADO ESAGONO COMPLETO O'RING, CONO 60°</p>	<p>HXFJG45</p>  <p>27</p> <p>DKR 45° - BSP FEMALE 45°, 60° CONE DKR 45° - FEMMINA 45° BSP, CONO 60°</p>	<p>HXFGOLS45</p>  <p>28</p> <p>DKR 45° - BSP FEMALE 45° FULL HEXAGON NUT O'RING, 60° CONE DKR 45° - FEMMINA 45° BSP DADO ESAGONO COMPLETO O'RING, CONO 60°</p>
---	---	--	---

<p>HXSMS90</p>  <p>13</p> <p>STANDARD ORB MALE SWIVEL SAE - 90° COMPACT ELBOW MASCHIO GIREVOLE STANDARD ORB SAE - CURVA A 90° COMPATTA</p>	<p>HXMJ</p>  <p>14</p> <p>SAE MALE, 45° CONE MASCHIO SAE, CONO 45°</p>	<p>HXFJCP</p>  <p>15</p> <p>SAE FEMALE DOUBLE HEXAGON, 45° CONE FEMMINA SAE DOPPIO ESAGONO, CONO 45°</p>	<p>HXFJP45</p>  <p>16</p> <p>SAE FEMALE 45°, 45° CONE FEMMINA 45° SAE, CONO 45°</p>
--	--	--	--

<p>HXFJG90</p>  <p>29</p> <p>DKR 90° - BSP FEMALE 90°, 60° CONE DKR 90° - FEMMINA 90° BSP, CONO 60°</p>	<p>HXFGOLS90</p>  <p>30</p> <p>DKR 90° - BSP FEMALE 90° FULL HEXAGON NUT O'RING, 60° CONE DKR 90° - FEMMINA 90° BSP DADO ESAGONO COMPLETO O'RING, CONO 60°</p>	<p>HXFJG90K</p>  <p>31</p> <p>DKR 90° K - BSP FEMALE 90° COMPACT, 60° CONE DKR 90° K - FEMMINA 90° COMPATTA BSP, CONO 60°</p>	<p>HXOG</p>  <p>32</p> <p>RNR - BSP BANJO RNR - OCCHIO BSP</p>
---	--	---	--

<p>HXMGF</p>  <p>33</p> <p>AGR F - BSPP MALE, FLAT FACE AGR F - MASCHIO BSPP, FACCIA PIANA</p>	<p>HXFGFP</p>  <p>34</p> <p>DKR F - BSP FEMALE, FLAT FACE DKRF - FEMMINA BSP, SEDE PIANA</p>	<p>HXFGCP</p>  <p>35</p> <p>DKR - BSP FEMALE DOUBLE HEXAGON, 60° CONE "NISSAN" DKR - FEMMINA BSP DOPPIO ESAGONO, CONO 60° "NISSAN"</p>	<p>HXFL</p>  <p>36</p> <p>SFL - SAE FLANGE CODE 61 3000 PSI SFL - SAE FLANGIA CODE 61 3000 PSI</p>	<p>HXFP90</p>  <p>49</p> <p>SFS 90° - SAE FLANGE 90° CODE 62 6000 PSI SFS 90° - SAE FLANGIA 90° CODE 62 6000 PSI</p>	<p>HXFP90K</p>  <p>50</p> <p>SFS 90° - SAE FLANGE 90° CODE 62 6000 PSI LONG DROP SFS 90° - SAE FLANGIA 90° CODE 62 6000 PSI LUNGA</p>	<p>HXYP</p>  <p>51</p> <p>SFC - SUPERCAT FLANGE SFC - FLANGIA SUPERCAT</p>	<p>HXYP45</p>  <p>52</p> <p>SFC 45° - SUPERCAT FLANGE 45° SFC 45° - FLANGIA 45° SUPERCAT</p>
<p>HXFL22</p>  <p>37</p> <p>SFL 22.5° - SAE FLANGE 22.5° CODE 61 3000 PSI SFL 22.5° - SAE FLANGIA 22.5° CODE 61 3000 PSI</p>	<p>HXFL30</p>  <p>38</p> <p>SFL 30° - SAE FLANGE 30° CODE 61 3000 PSI SFL 30° - SAE FLANGIA 30° CODE 61 3000 PSI</p>	<p>HXFL45</p>  <p>39</p> <p>SFL 45° - SAE FLANGE 45° CODE 61 3000 PSI SFL 45° - SAE FLANGIA 45° CODE 61 3000 PSI</p>	<p>HXFL60</p>  <p>40</p> <p>SFL 60° - SAE FLANGE 60° CODE 61 3000 PSI SFL 60° - SAE FLANGIA 60° CODE 61 3000 PSI</p>	<p>HXYP90</p>  <p>53</p> <p>SFC 90° - SUPERCAT FLANGE 90° SFC 90° - FLANGIA 90° SUPERCAT</p>	<p>HXMML</p>  <p>54</p> <p>CEL - METRIC MALE, 24° CONE, LIGHT CEL - MASCHIO METRICO, CONO 24°, SERIE LEGGERA</p>	<p>HXFOSL</p>  <p>55</p> <p>DKOL - METRIC O'RING FEMALE, 24° CONE, LIGHT DKOL - FEMMINA METRICA O'RING, CONO 24°, SERIE LEGGERA</p>	<p>HXFOSL45</p>  <p>56</p> <p>DKOL 45° - METRIC O'RING FEMALE 45°, 24° CONE, LIGHT DKOL 45° - FEMMINA 45° METRICA O'RING, CONO 24°, SERIE LEGGERA</p>
<p>HXFL67</p>  <p>41</p> <p>SFL 67.5° - SAE FLANGE 67.5° CODE 61 3000 PSI SFL 67.5° - SAE FLANGIA 67.5° CODE 61 3000 PSI</p>	<p>HXFL90</p>  <p>42</p> <p>SFL 90° - SAE FLANGE 90° CODE 61 3000 PSI SFL 90° - SAE FLANGIA 90° CODE 61 3000 PSI</p>	<p>HXFP</p>  <p>43</p> <p>SFS - SAE FLANGE CODE 62 6000 PSI SFS - SAE FLANGIA CODE 62 6000 PSI</p>	<p>HXFP22</p>  <p>44</p> <p>SFS 22.5° - SAE FLANGE 22.5° CODE 62 6000 PSI SFS 22.5° - SAE FLANGIA 22.5° CODE 62 6000 PSI</p>	<p>HXFOSL90</p>  <p>57</p> <p>DKOL 90° - METRIC O'RING FEMALE 90°, 24° CONE, LIGHT DKOL 90° - FEMMINA 90° METRICA O'RING, CONO 24°, SERIE LEGGERA</p>	<p>HXMMS</p>  <p>58</p> <p>CES - METRIC MALE, 24° CONE, HEAVY CES - MASCHIO METRICO, CONO 24°, SERIE PESANTE</p>	<p>HXFOSL45</p>  <p>59</p> <p>DKOS - METRIC O'RING FEMALE, 24° CONE, HEAVY DKOS - FEMMINA METRICA O'RING, CONO 24°, SERIE PESANTE</p>	<p>HXFOSL45</p>  <p>60</p> <p>DKOS 45° - METRIC O'RING FEMALE 45°, 24° CONE, HEAVY DKOS 45° - FEMMINA 45° METRICA O'RING, CONO 24°, SERIE PESANTE</p>
<p>HXFP30</p>  <p>45</p> <p>SFS 30° - SAE FLANGE 30° CODE 62 6000 PSI SFS 30° - SAE FLANGIA 30° CODE 62 6000 PSI</p>	<p>HXFP45</p>  <p>46</p> <p>SFS 45° - SAE FLANGE 45° CODE 62 6000 PSI SFS 45° - SAE FLANGIA 45° CODE 62 6000 PSI</p>	<p>HXFP60</p>  <p>47</p> <p>SFS 60° - SAE FLANGIA 60° CODE 62 6000 PSI SFS 60° - SAE FLANGIA 60° CODE 62 6000 PSI</p>	<p>HXFP67</p>  <p>48</p> <p>SFS 67.5° - SAE FLANGE 67.5° CODE 62 6000 PSI SFS 67.5° - SAE FLANGIA 67.5° CODE 62 6000 PSI</p>	<p>HXFOSL90</p>  <p>61</p> <p>DKOS 90° - METRIC O'RING FEMALE 90°, 24° CONE, HEAVY DKOS 90° - FEMMINA 90° METRICA O'RING, CONO 24°, SERIE PESANTE</p>	<p>HXET</p>  <p>62</p> <p>METRIC STANDPIPE FEMMINA METRICA TUBOLARE</p>	<p>HXET45</p>  <p>63</p> <p>METRIC STANDPIPE 45° FEMMINA METRICA TUBOLARE 45°</p>	<p>HXET90</p>  <p>64</p> <p>METRIC STANDPIPE 90° FEMMINA METRICA TUBOLARE 90°</p>


HXMW



65

AGM - METRIC MALE, 60° CONE
AGM - MASCHIO METRICO, CONO 60°

HXFWP



66

DKM - METRIC FEMALE, 60° CONE
DKM - FEMMINA METRICA, CONO 60°

HXFWP45



67

DKM - METRIC FEMALE 45°, 60° CONE
DKM - FEMMINA 45° METRICA, CONO 60°

HXFWP90



68

DKM - METRIC FEMALE 90°, 60° CONE
DKM - FEMMINA 90° METRICA, CONO 60°

HXOM



69

RNM - METRIC BANJO
RNM - OCCHIO METRICO


HXMF



70

FRENCH METRIC MALE SERIES GAZ
CONE 24°
MASCHIO METRICO FRANCESE SERIE
GAZ OGIVA 24°

HXFF



71

FRENCH FEMALE SERIES GAZ CONE 24°
FEMMINA METRICA SERIE GAZ OGIVA
24°

HXFF45



72

FRENCH FEMALE 45° SERIES GAZ
CONE 24°
FEMMINA, 45° METRICA SERIE GAZ
OGIVA 24°

HXFF90



73

FRENCH FEMALE 90° SERIES GAZ
CONE 24°
FEMMINA 90° METRICA SERIE GAZ
OGIVA 24°


HXFK



74

JET WASH FEMALE
FEMMINA PER IDROPULTRICI K


HXFMG



75

JISK - JIS "KOMATSU" FEMALE DOUBLE
HEXAGON, 60° CONE
JISK - FEMMINA JIS "KOMATSU" DOPPIO
ESAGONO, CONO 60°

HXFTC



76

JIST - JIS FEMALE DOUBLE HEXAGON
"TOYOTA"
JIST - FEMMINA JIS DOPPIO ESAGONO
"TOYOTA"

HXHX



77

HOSE JUNCTION
RACCORDO DOPPIO INSERTO

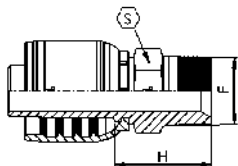


HXNPT

AGN - NPTF MALE
AGN - MASCHIO NPTF

Thread - Filetto: NPTF

Code Codice	Thread Filetto	Hose Tubo		Dimensions Dimensioni		
	F	Inch/Pollici	DN(mm)	S	H	WPbar
HX0402NPT	1/8"-27	1/4"	6,3	12	21	350
HX0404NPT	1/4"-18	1/4"	6,3	14	27	350
HX0406NPT	3/8"-18	1/4"	6,3	19	28,5	280
HX0408NPT	1/2"-14	1/4"	6,3	22	34	280
HX0504NPT	1/4"-18	5/16"	8	14	27	350
HX0506NPT	3/8"-18	5/16"	8	19	28,5	280
HX0508NPT	1/2"-14	5/16"	8	22	34	280
HX0604NPT	1/4"-18	3/8"	10	16	27,5	330
HX0606NPT	3/8"-18	3/8"	10	19	28,5	280
HX0608NPT	1/2"-14	3/8"	10	22	34	280
HX0806NPT	3/8"-18	1/2"	12,5	22	30,5	280
HX0808NPT	1/2"-14	1/2"	12,5	22	35	280
HX0812NPT	3/4"-14	1/2"	12,5	27	37	280
HX1008NPT	1/2"-14	5/8"	16	25	36	280
HX1012NPT	3/4"-14	5/8"	16	27	37	280
HX1208NPT	1/2"-14	3/4"	19	27	37,5	280
HX1212NPT	3/4"-14	3/4"	19	27	38	280
HX1216NPT	1"-11,5	3/4"	19	35	45,5	280
HX1612NPT	3/4"-14	1"	25	32	40,5	210
HX1616NPT	1"-11,5	1"	25	35	47	210
HX1620NPT	1 1/4"-11,5	1"	25	46	51	210



notes

FOR HOSE:
DIN EN 853 1SN SAE 100 R1S
DIN EN 857 1SC
DIN EN 853 2SN SAE 100 R2S
DIN EN 857 2SC
SAE 100 R17
SAE 100 R16-S
1 SN-K Exceed DIN EN 857 1SC
2 SN-K Exceed DIN EN 857 2SC

PER TUBO:
DIN EN 853 1SN SAE 100 R1S
DIN EN 857 1SC
DIN EN 853 2SN SAE 100 R2S
DIN EN 857 2SC
SAE 100 R17
SAE 100 R16-S
1 SN-K Eccede DIN EN 857 1SC
2 SN-K Eccede DIN EN 857 2SC

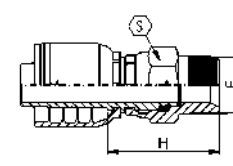


HXSPT

NPTF - SWIVEL MALE 60° CONE STRAIGHT
NPTF - MASCHIO GIREVOLE CONO 60°

Thread - Filetto: NPTF

Code Codice	Thread Filetto	Hose Tubo		Dimensions Dimensioni		
	F	Inch/Pollici	DN(mm)	S	H	WPbar
HX0404SPT	1/4"-18	1/4"	6,3	17	41	210
HX0406SPT	3/8"-18	1/4"	6,3	22	46	210
HX0604SPT	1/4"-18	3/8"	10	17	41	210
HX0606SPT-EX19	3/8"-18	3/8"	10	19	45	210
HX0608SPT	1/2"-14	3/8"	10	27	57	210
HX0806SPT	3/8"-18	1/2"	12,5	22	46	210
HX0808SPT	1/2"-14	1/2"	12,5	27	56	210
HX1208SPT	1/2"-14	3/4"	19	27	57	210
HX1212SPT	3/4"-14	3/4"	19	34	61	175
HX1616SPT	1"-11,5	1"	25	38	65	140



notes

FOR HOSE:
DIN EN 853 1SN SAE 100 R1S
DIN EN 857 1SC
DIN EN 853 2SN SAE 100 R2S
DIN EN 857 2SC
SAE 100 R17
SAE 100 R16-S
1 SN-K Exceed DIN EN 857 1SC
2 SN-K Exceed DIN EN 857 2SC

PER TUBO:
DIN EN 853 1SN SAE 100 R1S
DIN EN 857 1SC
DIN EN 853 2SN SAE 100 R2S
DIN EN 857 2SC
SAE 100 R17
SAE 100 R16-S
1 SN-K Eccede DIN EN 857 1SC
2 SN-K Eccede DIN EN 857 2SC

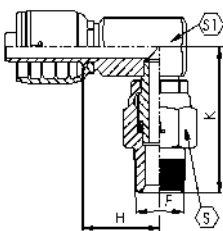


HXSPT90

NPTF - SWIVEL MALE 60° CONE SEAT - 90° COMPACT ELBOW
 NPTF - MASCHIO GIREVOLE CONO SVASATO 60° - CURVA 90° COMPATTA

Thread - Filetto: NPTF

Code Codice	Thread Filetto	Hose Tubo	Dimensions (mm) Dimensioni (mm)					WPbar
			S	S1	H	K	WPbar	
HX0404SPT90	1/4"-18	1/4"	6,3	17	17	29	43	210
HX0606SPT90	3/8"-18	3/8"	10	22	22	31	49	210
HX0808SPT90	1/2"-14	1/2"	12,5	27	25	33	62	210
HX1212SPT90	3/4"-14	3/4"	19	34	32	43	69	175



notes

FOR HOSE:
 DIN EN 853 1SN SAE 100 R1S
 DIN EN 857 1SC
 DIN EN 853 2SN SAE 100 R2S
 DIN EN 857 2SC
 SAE 100 R17
 SAE 100 R16-S
 1 SN-K Exceed DIN EN 857 1SC
 2 SN-K Exceed DIN EN 857 2SC

PER TUBO:
 DIN EN 853 1SN SAE 100 R1S
 DIN EN 857 1SC
 DIN EN 853 2SN SAE 100 R2S
 DIN EN 857 2SC
 SAE 100 R17
 SAE 100 R16-S
 1 SN-K Eccede DIN EN 857 1SC
 2 SN-K Eccede DIN EN 857 2SC

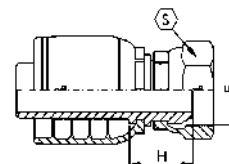


HXFSM

NPSM FEMALE, 60° CONE
 FEMMINA NPSM, CONO 60°

Thread - Filetto: NPSM

Code Codice	Thread Filetto	Hose Tubo	Dimensions Dimensioni			WPbar
			S	H	WPbar	
HX0404FSM	1/4"-18	1/4"	6,3	17	19	350
HX0606FSM	3/8"-18	3/8"	10	22	21	280
HX0808FSM	1/2"-14	1/2"	12,5	25	23	280
HX1212FSM	3/4"-14	3/4"	19	32	27	280
HX1616FSM	1"-11,5	1"	25	38	30	280



notes

CRIMPED NUT
 FOR HOSE:
 DIN EN 853 1SN SAE 100 R1S
 DIN EN 857 1SC
 DIN EN 853 2SN SAE 100 R2S
 DIN EN 857 2SC
 SAE 100 R17
 SAE 100 R16-S
 1 SN-K Exceed DIN EN 857 1SC
 2 SN-K Exceed DIN EN 857 2SC

DADO PINZATO
 PER TUBO:
 DIN EN 853 1SN SAE 100 R1S
 DIN EN 857 1SC
 DIN EN 853 2SN SAE 100 R2S
 DIN EN 857 2SC
 SAE 100 R17
 SAE 100 R16-S
 1 SN-K Eccede DIN EN 857 1SC
 2 SN-K Eccede DIN EN 857 2SC

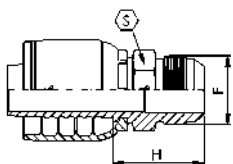


HXMI

AGJ - JIC MALE, 37° CONE
AGJ - MASCHIO JIC, CONO 37°

Thread - Filetto: UNF-UN
Norm - Norma: SAE J514

Code Codice	Thread Filetto	Hose Tubo		Dimensions Dimensioni		
		Inch/Pollici	DN(mm)	S	H	WPbar
	F					
HX0404MI	7/16"-20	1/4"	6,3	12	25,5	415
HX0405MI	1/2"-20	1/4"	6,3	14	25,5	415
HX0406MI	9/16"-18	1/4"	6,3	15	26,6	400
HX0505MI	1/2"-20	5/16"	8	14	25,5	400
HX0506MI	9/16"-18	5/16"	8	15	26,6	350
HX0508MI	3/4"-16	5/16"	8	19	29,7	350
HX0606MI	9/16"-18	3/8"	10	15	26,6	350
HX0608MI	3/4"-16	3/8"	10	19	29,7	350
HX0610MI	7/8"-14	3/8"	10	24	34,3	330
HX0808MI	3/4"-16	1/2"	12,5	19	30,7	330
HX0810MI	7/8"-14	1/2"	12,5	24	35,3	330
HX0812MI	1 1/16"-12	1/2"	12,5	27	38,9	280
HX1010MI	7/8"-14	5/8"	16	24	35,5	280
HX1012MI	1 1/16"-12	5/8"	16	27	39,1	280
HX1210MI	7/8"-14	3/4"	19	27	37,3	280
HX1212MI	1 1/16"-12	3/4"	19	27	39,9	280
HX1214MI	1 3/16"-12	3/4"	19	32	41,6	280
HX1216MI	1 5/16"-12	3/4"	19	34	42,1	280
HX1612MI	1 1/16"-12	1"	25	32	41,9	280
HX1616MI	1 5/16"-12	1"	25	34	43,6	280
HX1620MI	1 5/8"-12	1"	25	42	46,8	210



notes

FOR HOSE:
DIN EN 853 1SN SAE 100 R1S
DIN EN 857 1SC
DIN EN 853 2SN SAE 100 R2S
DIN EN 857 2SC
SAE 100 R17
SAE 100 R16-S
1 SN-K Exceed DIN EN 857 1SC
2 SN-K Exceed DIN EN 857 2SC

PER TUBO:
DIN EN 853 1SN SAE 100 R1S
DIN EN 857 1SC
DIN EN 853 2SN SAE 100 R2S
DIN EN 857 2SC
SAE 100 R17
SAE 100 R16-S
1 SN-K Eccede DIN EN 857 1SC
2 SN-K Eccede DIN EN 857 2SC

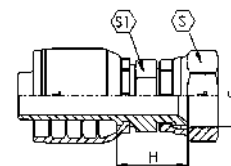


HXFICP

DKJ - JIC FEMALE DOUBLE HEXAGON, 37° CONE
DKJ - FEMMINA JIC DOPPIO ESAGONO, CONO 37°

Thread - Filetto: UNF-UN
Norm - Norma: SAE J514

Code Codice	Thread Filetto	Hose Tubo		Dimensions Dimensioni			
		Inch/Pollici	DN(mm)	S	S1	H	WPbar
	F						
HX0404FICP	7/16"-20	1/4"	6,3	14	14	20,5	415
HX0405FICP	1/2"-20	1/4"	6,3	17	14	21	400
HX0406FICP	9/16"-18	1/4"	6,3	19	14	22	350
HX0506FICP	9/16"-18	5/16"	8	19	16	22,5	350
HX0604FICP	7/16"-20	3/8"	10	14	16	21	350
HX0605FICP	1/2"-20	3/8"	10	17	16	21,5	330
HX0606FICP	9/16"-18	3/8"	10	19	16	22,5	330
HX0608FICP	3/4"-16	3/8"	10	22	19	24,5	330
HX0610FICP	7/8"-14	3/8"	10	27	22	36,5	330
HX0806FICP	9/16"-18	1/2"	12,5	19	19	24,5	330
HX0808FICP	3/4"-16	1/2"	12,5	22	19	25,5	280
HX0810FICP	7/8"-14	1/2"	12,5	27	22	27,5	280
HX0812FICP	1 1/16"-12	1/2"	12,5	32	25	30,3	280
HX1008FICP	3/4"-16	5/8"	16	22	22	26,7	280
HX1010FICP	7/8"-14	5/8"	16	27	22	27,7	280
HX1012FICP	1 1/16"-12	5/8"	16	32	25	30,5	280
HX1210FICP	7/8"-14	3/4"	19	27	27	30	280
HX1212FICP	1 1/16"-12	3/4"	19	32	27	31,8	280
HX1214FICP	1 3/16"-12	3/4"	19	36	30	34,5	280
HX1216FICP-EX38	1 5/16"-12	3/4"	19	38	32	35,5	280
HX1612FICP	1 1/16"-12	1"	25	32	32	34,3	280
HX1616FICP-EX38	1 5/16"-12	1"	25	38	32	37	280
HX1620FICP	1 5/8"-12	1"	25	50	41	42	210



notes

CRIMPED NUT
FOR HOSE:
DIN EN 853 1SN SAE 100 R1S
DIN EN 857 1SC
DIN EN 853 2SN SAE 100 R2S
DIN EN 857 2SC
SAE 100 R17
SAE 100 R16-S
1 SN-K Exceed DIN EN 857 1SC
2 SN-K Exceed DIN EN 857 2SC

DADO PINZATO
PER TUBO:
DIN EN 853 1SN SAE 100 R1S
DIN EN 857 1SC
DIN EN 853 2SN SAE 100 R2S
DIN EN 857 2SC
SAE 100 R17
SAE 100 R16-S
1 SN-K Eccede DIN EN 857 1SC
2 SN-K Eccede DIN EN 857 2SC

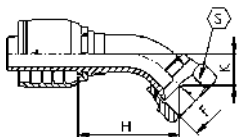


HXFIP45

DKJ 45° - JIC FEMALE 45°, 37° CONE
 DKJ 45° - FEMMINA 45° JIC, CONO 37°

Thread - Filetto: UNF-UN
 Norm - Norma: SAE J514

Code Codice	Thread Filetto	Hose Tubo		Dimensions Dimensioni			
		Inch	DN (mm)	S	H	K	WPbar
HX0404FIP45	7/16"-20	1/4"	6,3	14	31	10	400
HX0405FIP45	1/2"-20	1/4"	6,3	17	32	11	400
HX0406FIP45	9/16"-18	1/4"	6,3	19	33	12	350
HX0505FIP45	1/2"-20	5/16"	8	17	33	11	350
HX0506FIP45	9/16"-18	5/16"	8	19	34	12	350
HX0508FIP45	3/4"-16	5/16"	8	22	36	14	350
HX0606FIP45	9/16"-18	3/8"	10	19	35,5	12	330
HX0608FIP45	3/4"-16	3/8"	10	22	37,5	14	330
HX0610FIP45	7/8"-14	3/8"	10	27	39,5	16	330
HX0808FIP45	3/4"-16	1/2"	12,5	22	41	14,5	280
HX0810FIP45	7/8"-14	1/2"	12,5	27	43	16	280
HX0812FIP45	1 1/16"-12	1/2"	12,5	32	45,5	19	280
HX1010FIP45	7/8"-14	5/8"	16	27	47	16	280
HX1012FIP45	1 1/16"-12	5/8"	16	32	50	19	280
HX1210FIP45	7/8"-14	3/4"	19	27	64	27	280
HX1212FIP45	1 1/16"-12	3/4"	19	32	59	22	280
HX1214FIP45	1 3/16"-12	3/4"	19	36	59	22	280
HX1216FIP45-EX38	1 5/16"-12	3/4"	19	38	61	24	280
HX1612FIP45	1 1/16"-12	1"	25	32	83	35	280
HX1616FIP45-EX38	1 5/16"-12	1"	25	38	72	24	210
HX1620FIP45	1 5/8"-12	1"	25	50	76	28	210



notes

CRIMPED NUT
 FOR HOSE:
 DIN EN 853 1SN SAE 100 R1S
 DIN EN 857 1SC
 DIN EN 853 2SN SAE 100 R2S
 DIN EN 857 2SC
 SAE 100 R17
 SAE 100 R16-S
 1 SN-K Exceed DIN EN 857 1SC
 2 SN-K Exceed DIN EN 857 2SC

DADO PINZATO
 PER TUBO:
 DIN EN 853 1SN SAE 100 R1S
 DIN EN 857 1SC
 DIN EN 853 2SN SAE 100 R2S
 DIN EN 857 2SC
 SAE 100 R17
 SAE 100 R16-S
 1 SN-K Eccede DIN EN 857 1SC
 2 SN-K Eccede DIN EN 857 2SC

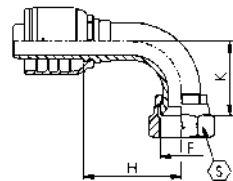


HXFIP90C

DKJ 90° - JIC FEMALE 90° SHORT, 37° CONE
 DKJ 90° - FEMMINA 90° JIC CORTA, CONO 37°

Thread - Filetto: UNF-UN
 Norm - Norma: SAE J514

Code Codice	Thread Filetto	Hose Tubo		Dimensions Dimensioni			
		Inch	DN (mm)	S	H	K	WPbar
HX0404FIP90C	7/16"-20	1/4"	6,3	14	25,5	20	400
HX0405FIP90C	1/2"-20	1/4"	6,3	17	25,5	21	400
HX0406FIP90C	9/16"-18	1/4"	6,3	19	25,5	23	350
HX0506FIP90C	9/16"-18	5/16"	8	19	28	24	350
HX0508FIP90C	3/4"-16	5/16"	8	22	28	27	350
HX0606FIP90C	9/16"-18	3/8"	10	19	30	23	330
HX0608FIP90C	3/4"-16	3/8"	10	22	31	29	330
HX0610FIP90C	7/8"-14	3/8"	10	27	31	31	330
HX0808FIP90C	3/4"-16	1/2"	12,5	22	37	29	280
HX0810FIP90C	7/8"-14	1/2"	12,5	27	38	33	280
HX0812FIP90C	1 1/16"-12	1/2"	12,5	32	40	40	280
HX1010FIP90C	7/8"-14	5/8"	16	27	43	33	280
HX1012FIP90C	1 1/16"-12	5/8"	16	32	45	40	280
HX1212FIP90C	1 1/16"-12	3/4"	19	32	55	43	280
HX1216FIP90C-EX38	1 5/16"-12	3/4"	19	38	55	49	280
HX1616FIP90C-EX38	1 5/16"-12	1"	25	38	71	56	210



notes

CRIMPED NUT
 FOR HOSE:
 DIN EN 853 1SN SAE 100 R1S
 DIN EN 857 1SC
 DIN EN 853 2SN SAE 100 R2S
 DIN EN 857 2SC
 SAE 100 R17
 SAE 100 R16-S
 1 SN-K Exceed DIN EN 857 1SC
 2 SN-K Exceed DIN EN 857 2SC

DADO PINZATO
 PER TUBO:
 DIN EN 853 1SN SAE 100 R1S
 DIN EN 857 1SC
 DIN EN 853 2SN SAE 100 R2S
 DIN EN 857 2SC
 SAE 100 R17
 SAE 100 R16-S
 1 SN-K Eccede DIN EN 857 1SC
 2 SN-K Eccede DIN EN 857 2SC

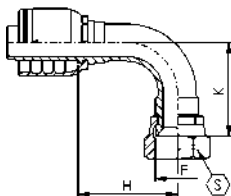


HXFIP90

DKJ 90° - JIC FEMALE 90°, 37° CONE
 DKJ 90° - FEMMINA 90° JIC, CONO 37°

Thread - Filetto: UNF-UN
 Norm - Norma: SAE J514

Code Codice	Thread Filetto	Hose Tubo		Dimensions Dimensioni			
		Inch	DN (mm)	S	H	K	WPbar
HX0404FIP90	7/16"-20	1/4"	6,3	14	25,5	26	400
HX0405FIP90	1/2"-20	1/4"	6,3	17	25,5	26	400
HX0406FIP90	9/16"-18	1/4"	6,3	19	25,5	27	350
HX0505FIP90	1/2"-20	5/16"	8	17	28	29	350
HX0506FIP90	9/16"-18	5/16"	8	19	28	29	350
HX0606FIP90	9/16"-18	3/8"	10	19	31	33	330
HX0608FIP90	3/4"-16	3/8"	10	22	31	33	330
HX0808FIP90	3/4"-16	1/2"	12,5	22	37	39	330
HX0810FIP90	7/8"-14	1/2"	12,5	27	37	40	280
HX1010FIP90	7/8"-14	5/8"	16	27	45	45	280
HX1012FIP90	1 1/16"-12	5/8"	16	32	45	47	280
HX1210FIP90	7/8"-14	3/4"	19	27	55	54	280
HX1212FIP90	1 1/16"-12	3/4"	19	32	55	53	280
HX1214FIP90	1 3/16"-12	3/4"	19	36	55	54	280
HX1216FIP90-EX38	1 5/16"-12	3/4"	19	38	55	56	280
HX1612FIP90	1 1/16"-12	1"	25	32	71	71	280
HX1616FIP90-EX38	1 5/16"-12	1"	25	38	71	70	210
HX1620FIP90	1 5/8"-12	1"	25	50	71	70	210



notes

CRIMPED NUT
 FOR HOSE:
 DIN EN 853 1SN SAE 100 R1S
 DIN EN 857 1SC
 DIN EN 853 2SN SAE 100 R2S
 DIN EN 857 2SC
 SAE 100 R17
 SAE 100 R16-S
 1 SN-K Exceed DIN EN 857 1SC
 2 SN-K Exceed DIN EN 857 2SC

DADO PINZATO
 PER TUBO:
 DIN EN 853 1SN SAE 100 R1S
 DIN EN 857 1SC
 DIN EN 853 2SN SAE 100 R2S
 DIN EN 857 2SC
 SAE 100 R17
 SAE 100 R16-S
 1 SN-K Eccede DIN EN 857 1SC
 2 SN-K Eccede DIN EN 857 2SC

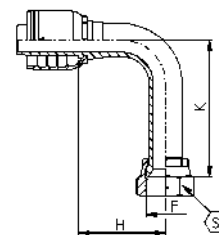


HXFIP90L

DKJ 90° - JIC FEMALE 90° LONG, 37° CONE
 DKJ 90° - FEMMINA 90° JIC LUNGA, CONO 37°

Thread - Filetto: UNF-UN
 Norm - Norma: SAE J514

Code Codice	Thread Filetto	Hose Tubo		Dimensions Dimensioni			
		Inch	DN (mm)	S	H	K	WPbar
HX0404FIP90L	7/16"-20	1/4"	6,3	14	25,5	46	400
HX0405FIP90L	1/2"-20	1/4"	6,3	17	25,5	46	400
HX0406FIP90L	9/16"-18	1/4"	6,3	19	25,5	54	350
HX0606FIP90L	9/16"-18	3/8"	10	19	31	54	330
HX0608FIP90L	3/4"-16	3/8"	10	22	31	64	330
HX0808FIP90L	3/4"-16	1/2"	12,5	22	38	64	280
HX0810FIP90L	7/8"-14	1/2"	12,5	27	38	70	280
HX1010FIP90L	7/8"-14	5/8"	16	27	45	70	280
HX1012FIP90L	1 1/16"-12	5/8"	16	32	45	96	280
HX1212FIP90L	1 1/16"-12	3/4"	19	32	55	96	280
HX1216FIP90L-EX38	1 5/16"-12	3/4"	19	38	55	114	280
HX1616FIP90L-EX38	1 5/16"-12	1"	25	38	71	114	210



notes

CRIMPED NUT
 FOR HOSE:
 DIN EN 853 1SN SAE 100 R1S
 DIN EN 857 1SC
 DIN EN 853 2SN SAE 100 R2S
 DIN EN 857 2SC
 SAE 100 R17
 SAE 100 R16-S
 1 SN-K Exceed DIN EN 857 1SC
 2 SN-K Exceed DIN EN 857 2SC

DADO PINZATO
 PER TUBO:
 DIN EN 853 1SN SAE 100 R1S
 DIN EN 857 1SC
 DIN EN 853 2SN SAE 100 R2S
 DIN EN 857 2SC
 SAE 100 R17
 SAE 100 R16-S
 1 SN-K Eccede DIN EN 857 1SC
 2 SN-K Eccede DIN EN 857 2SC

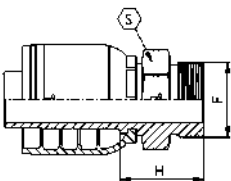


HXMS

STANDARD ORB MALE SOLID SAE
MASCHIO STANDARD ORB SAE

Thread - Filetto: UNF-UN

Code Codice	Thread Filetto	Hose Tubo		Dimensions (mm) Dimensioni (mm)			
		Inch/Pollici	DN(mm)	S	H	O-ring	WPbar
	F						
HX0404MS	7/16"-20	1/4"	6,3	14	21,5	8,92x1,83	400
HX0405MS	1/2"-20	1/4"	6,3	16	22	10,52x1,83	400
HX0406MS	9/16"-18	1/4"	6,3	17	23,5	11,89x1,98	350
HX0506MS	9/16"-18	5/16"	8	17	23,5	11,89x1,98	350
HX0606MS	9/16"-18	3/8"	10	17	23,5	11,89x1,98	330
HX0608MS	3/4"-16	3/8"	10	22	26	16,36x2,21	330
HX0808MS	3/4"-16	1/2"	12,5	22	27	16,36x2,21	280
HX0810MS	7/8"-14	1/2"	12,5	25	29,5	19,18x2,46	280
HX0812MS	1 1/16"-12	1/2"	12,5	32	33,5	23,47x2,95	280
HX1010MS	7/8"-14	5/8"	16	25	30	19,18x2,46	280
HX1012MS	1 1/16"-12	5/8"	16	32	34	23,47x2,95	280
HX1212MS	1 1/16"-12	3/4"	19	32	34,5	23,47x2,95	280
HX1216MS	1 5/16"-12	3/4"	19	38	36	29,74x2,95	280
HX1616MS	1 5/16"-12	1"	25	38	37,5	29,74x2,95	210



notes

FOR HOSE:
DIN EN 853 1SN SAE 100 R1S
DIN EN 857 1SC
DIN EN 853 2SN SAE 100 R2S
DIN EN 857 2SC
SAE 100 R17
SAE 100 R16-S
1 SN-K Exceed DIN EN 857 1SC
2 SN-K Exceed DIN EN 857 2SC

PER TUBO:
DIN EN 853 1SN SAE 100 R1S
DIN EN 857 1SC
DIN EN 853 2SN SAE 100 R2S
DIN EN 857 2SC
SAE 100 R17
SAE 100 R16-S
1 SN-K Eccede DIN EN 857 1SC
2 SN-K Eccede DIN EN 857 2SC

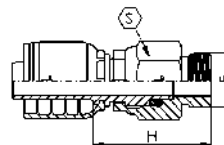


HXSMS

STANDARD ORB MALE SWIVEL SAE
MASCHIO GIREVOLE STANDARD ORB SAE

Thread - Filetto: UNF-UN

Code Codice	Thread Filetto	Hose Tubo		Dimensions (mm) Dimensioni (mm)			
		Inch/Pollici	DN(mm)	S	H	O-ring	WPbar
	F						
HX0404SMS	7/16"-20	1/4"	6,3	17	37	8,92x1,83	400
HX0606SMS	9/16"-18	3/8"	10	22	42	11,89x1,98	330
HX0608SMS	3/4"-16	3/8"	10	27	47	16,36x2,21	330
HX0808SMS	3/4"-16	1/2"	12,5	27	49	16,36x2,21	280
HX0810SMS	7/8"-14	1/2"	12,5	27	50	19,18x2,46	280
HX1212SMS	1 1/16"-12	3/4"	19	34	59	23,47x2,95	280



notes

FOR HOSE:
DIN EN 853 1SN SAE 100 R1S
DIN EN 857 1SC
DIN EN 853 2SN SAE 100 R2S
DIN EN 857 2SC
SAE 100 R17
SAE 100 R16-S
1 SN-K Exceed DIN EN 857 1SC
2 SN-K Exceed DIN EN 857 2SC

PER TUBO:
DIN EN 853 1SN SAE 100 R1S
DIN EN 857 1SC
DIN EN 853 2SN SAE 100 R2S
DIN EN 857 2SC
SAE 100 R17
SAE 100 R16-S
1 SN-K Eccede DIN EN 857 1SC
2 SN-K Eccede DIN EN 857 2SC

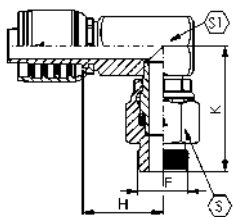


HXSMS90

STANDARD ORB MALE SWIVEL SAE - 90° COMPACT ELBOW
 MASCHIO GIREVOLE STANDARD ORB SAE - CURVA A 90° COMPATTA

Thread - Filetto: UNF-UN

Code Codice	Thread Filetto	Hose Tubo		Dimensions Dimensioni					
		Inch	DN (mm)	S	S1	H	K	O-ring	WPbar
HX0606SMS90	9/16"-18	3/8"	10	22	22	31	47	11,89x1,98	330
HX0608SMS90	3/4"-16	3/8"	10	27	25	34	54	16,36x2,21	330
HX0808SMS90	3/4"-16	1/2"	12,5	27	25	33	54	16,36x2,21	280
HX0810SMS90	7/8"-14	1/2"	12,5	27	25	33	56	19,18x2,46	280
HX1212SMS90	1 1/16"-12	3/4"	19	34	32	43	67	23,47x2,95	280



notes

FOR HOSE:
 DIN EN 853 1SN SAE 100 R1S
 DIN EN 857 1SC
 DIN EN 853 2SN SAE 100 R2S
 DIN EN 857 2SC
 SAE 100 R17
 SAE 100 R16-S
 1 SN-K Exceed DIN EN 857 1SC
 2 SN-K Exceed DIN EN 857 2SC

PER TUBO:
 DIN EN 853 1SN SAE 100 R1S
 DIN EN 857 1SC
 DIN EN 853 2SN SAE 100 R2S
 DIN EN 857 2SC
 SAE 100 R17
 SAE 100 R16-S
 1 SN-K Eccede DIN EN 857 1SC
 2 SN-K Eccede DIN EN 857 2SC

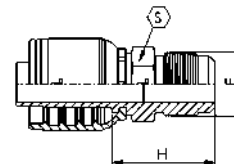


HXMJ

SAE MALE, 45° CONE
 MASCHIO SAE, CONO 45°

Thread - Filetto: UNF-UN


Code Codice	Thread Filetto	Hose Tubo		Dimensions Dimensioni		
		Inch/Pollici	DN(mm)	S	H	WPbar
HX0507MJ	5/8"-18	5/16"	8	16	28,2	400
HX0607MJ	5/8"-18	3/8"	10	16	28,2	330
HX1212MJ	1 1/16"-14	3/4"	19	27	43,4	280



notes

FOR HOSE:
 DIN EN 853 1SN SAE 100 R1S
 DIN EN 857 1SC
 DIN EN 853 2SN SAE 100 R2S
 DIN EN 857 2SC
 SAE 100 R17
 SAE 100 R16-S
 1 SN-K Exceed DIN EN 857 1SC
 2 SN-K Exceed DIN EN 857 2SC

PER TUBO:
 DIN EN 853 1SN SAE 100 R1S
 DIN EN 857 1SC
 DIN EN 853 2SN SAE 100 R2S
 DIN EN 857 2SC
 SAE 100 R17
 SAE 100 R16-S
 1 SN-K Eccede DIN EN 857 1SC
 2 SN-K Eccede DIN EN 857 2SC

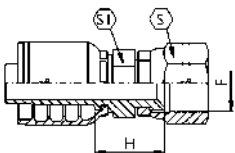


HXFJCP

SAE FEMALE DOUBLE HEXAGON, 45° CONE
FEMMINA SAE DOPPIO ESAGONO, CONO 45°

Thread - Filetto: UNF-UN

Code Codice	Thread Filetto	Hose Tubo		Dimensions Dimensioni			
		Inch	DN (mm)	S	S1	H	WPbar
HX0507FJCP	5/8"-18	5/16"	8	22	16	23,5	400
HX0607FJCP	5/8"-18	3/8"	10	22	16	23,5	330
HX1212FJCP	1 1/16"-14	3/4"	19	32	27	31,8	280



notes

CRIMPED NUT
FOR HOSE:
DIN EN 853 1SN SAE 100 R1S
DIN EN 857 1SC
DIN EN 853 2SN SAE 100 R2S
DIN EN 857 2SC
SAE 100 R17
SAE 100 R16-S
1 SN-K Exceed DIN EN 857 1SC
2 SN-K Exceed DIN EN 857 2SC

DADO PINZATO
PER TUBO:
DIN EN 853 1SN SAE 100 R1S
DIN EN 857 1SC
DIN EN 853 2SN SAE 100 R2S
DIN EN 857 2SC
SAE 100 R17
SAE 100 R16-S
1 SN-K Eccede DIN EN 857 1SC
2 SN-K Eccede DIN EN 857 2SC

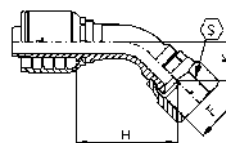


HXFJP45

SAE FEMALE 45°, 45° CONE
FEMMINA 45° SAE, CONO 45°

Thread - Filetto: UNF-UN

Code Codice	Thread Filetto	Hose Tubo		Dimensions Dimensioni			
		Inch	DN (mm)	S	H	K	WPbar
HX0507FJP45	5/8"-18	5/16"	8	22	38	16	400
HX0607FJP45	5/8"-18	3/8"	10	22	39	16	330
HX1212FJP45	1 1/16"-14	3/4"	19	32	62	25	280



notes

CRIMPED NUT
FOR HOSE:
DIN EN 853 1SN SAE 100 R1S
DIN EN 857 1SC
DIN EN 853 2SN SAE 100 R2S
DIN EN 857 2SC
SAE 100 R17
SAE 100 R16-S
1 SN-K Exceed DIN EN 857 1SC
2 SN-K Exceed DIN EN 857 2SC

DADO PINZATO
PER TUBO:
DIN EN 853 1SN SAE 100 R1S
DIN EN 857 1SC
DIN EN 853 2SN SAE 100 R2S
DIN EN 857 2SC
SAE 100 R17
SAE 100 R16-S
1 SN-K Eccede DIN EN 857 1SC
2 SN-K Eccede DIN EN 857 2SC

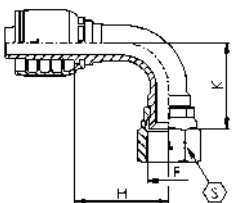


HXFJP90

SAE FEMALE 90°, 45° CONE
FEMMINA 90° SAE, CONO 45°

Thread - Filetto: UNF-UN

Code Codice	Thread Filetto	Hose Tubo		Dimensions Dimensioni			
		Inch	DN (mm)	S	H	K	WPbar
HX0507FJP90	5/8"-18	5/16"	8	22	28	29	400
HX0607FJP90	5/8"-18	3/8"	10	22	31	31	330
HX1212FJP90	1 1/16"-14	3/4"	20	32	55	51	280



notes

CRIMPED NUT
FOR HOSE:
DIN EN 853 1SN SAE 100 R1S
DIN EN 857 1SC
DIN EN 853 2SN SAE 100 R2S
DIN EN 857 2SC
SAE 100 R17
SAE 100 R16-S
1 SN-K Exceed DIN EN 857 1SC
2 SN-K Exceed DIN EN 857 2SC

DADO PINZATO
PER TUBO:
DIN EN 853 1SN SAE 100 R1S
DIN EN 857 1SC
DIN EN 853 2SN SAE 100 R2S
DIN EN 857 2SC
SAE 100 R17
SAE 100 R16-S
1 SN-K Eccede DIN EN 857 1SC
2 SN-K Eccede DIN EN 857 2SC

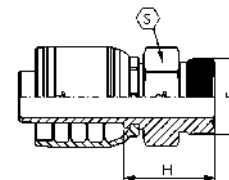


HXMRS

AGO - ORFS MALE
AGO - MASCHIO ORFS

Thread - Filetto: UNF-UN-UNS
Norm - Norma: SAE J1453


Code Codice	Thread Filetto	Hose Tubo		Dimensions Dimensioni		
		Inch/Pollici	DN(mm)	S	H	WPbar
HX0404MRS	9/16"-18	1/4"	6,3	17	23,5	400
HX0406MRS	11/16"-16	1/4"	6,3	19	25,5	400
HX0506MRS	11/16"-16	5/16"	8	19	25,5	350
HX0606MRS	11/16"-16	3/8"	10	19	25,5	330
HX0608MRS	13/16"-16	3/8"	10	22	28,5	330
HX0610MRS	1"-14	3/8"	10	27	33	330
HX0808MRS	13/16"-16	1/2"	12,5	22	29,5	280
HX0810MRS	1"-14	1/2"	12,5	27	34	280
HX0812MRS	1 3/16"-12	1/2"	12,5	32	37	280
HX1010MRS	1"-14	5/8"	16	27	34	280
HX1012MRS	1 3/16"-12	5/8"	16	32	37	280
HX1212MRS	1 3/16"-12	3/4"	19	32	38	280
HX1216MRS	1 7/16"-12	3/4"	19	41	42,5	280
HX1616MRS	1 7/16"-12	1"	25	41	44	210



notes

FOR HOSE:
DIN EN 853 1SN SAE 100 R1S
DIN EN 857 1SC
DIN EN 853 2SN SAE 100 R2S
DIN EN 857 2SC
SAE 100 R17
SAE 100 R16-S
1 SN-K Exceed DIN EN 857 1SC
2 SN-K Exceed DIN EN 857 2SC

PER TUBO:
DIN EN 853 1SN SAE 100 R1S
DIN EN 857 1SC
DIN EN 853 2SN SAE 100 R2S
DIN EN 857 2SC
SAE 100 R17
SAE 100 R16-S
1 SN-K Eccede DIN EN 857 1SC
2 SN-K Eccede DIN EN 857 2SC

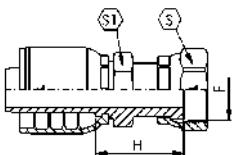


HXFRC

DKO - ORFS FEMALE DOUBLE HEXAGON
DKO - FEMMINA DOPPIO ESAGONO ORFS

Thread - Filetto: UNF-UN-UNS
Norm - Norma: SAE J1453

Code Codice	Thread Filetto	Hose Tubo		Dimensions Dimensioni			
		Inch/Pollici	DN(mm)	S	S1	H	WPbar
HX0404FRC	9/16"-18	1/4"	6,3	17	14	26,5	400
HX0406FRC	11/16"-16	1/4"	6,3	22	16	28,5	400
HX0408FRC	13/16"-16	1/4"	6,3	24	19	32,5	400
HX0504FRC	9/16"-18	5/16"	8	17	14	26,5	350
HX0506FRC	11/16"-16	5/16"	8	22	16	28,5	350
HX0604FRC	9/16"-18	3/8"	10	17	16	26,5	330
HX0606FRC	11/16"-16	3/8"	10	22	16	28,5	330
HX0608FRC	13/16"-16	3/8"	10	24	19	32,5	330
HX0806FRC	11/16"-16	1/2"	12,5	22	19	30,5	280
HX0808FRC	13/16"-16	1/2"	12,5	24	19	33,5	280
HX0810FRC	1"-14	1/2"	12,5	30	24	39,5	280
HX0812FRC	1 3/16"-12	1/2"	12,5	36	27	43,5	280
HX1010FRC	1"-14	5/8"	16	30	24	39,5	280
HX1012FRC	1 3/16"-12	5/8"	16	36	27	43,5	280
HX1210FRC	1"-14	3/4"	19	30	27	41,5	280
HX1212FRC	1 3/16"-12	3/4"	19	36	27	44,5	280
HX1216FRC	1 7/16"-12	3/4"	19	41	36	47,5	280
HX1612FRC	1 3/16"-12	1"	25	36	32	47	210
HX1616FRC	1 7/16"-12	1"	25	41	36	49	210
HX1620FRC	1 11/16"-12	1"	25	50	41	50,5	210



notes

CRIMPED NUT*
FOR HOSE:
DIN EN 853 1SN SAE 100 R1S
DIN EN 857 1SC
DIN EN 853 2SN SAE 100 R2S
DIN EN 857 2SC
SAE 100 R17
SAE 100 R16-S
1 SN-K Exceed DIN EN 857 1SC
2 SN-K Exceed DIN EN 857 2SC

DADO PINZATO*
PER TUBO:
DIN EN 853 1SN SAE 100 R1S
DIN EN 857 1SC
DIN EN 853 2SN SAE 100 R2S
DIN EN 857 2SC
SAE 100 R17
SAE 100 R16-S
1 SN-K Eccede DIN EN 857 1SC
2 SN-K Eccede DIN EN 857 2SC

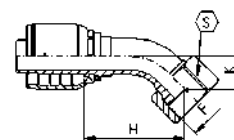


HXFRS45

DKO 45° - ORFS FEMALE 45°
DKO 45° - FEMMINA 45° ORFS

Thread - Filetto: UNF-UN-UNS
Norm - Norma: SAE J1453

Code Codice	Thread Filetto	Hose Tubo		Dimensions Dimensioni			
		Inch	DN (mm)	S	H	K	WPbar
HX0404FRS45	9/16"-18	1/4"	6,3	17	32,5	10,5	400
HX0406FRS45	11/16"-16	1/4"	6,3	22	34,5	12,5	400
HX0504FRS45*	9/16"-18	5/16"	8	17	33,5	11	350
HX0506FRS45	11/16"-16	5/16"	8	22	35	12,5	350
HX0604FRS45*	9/16"-18	3/8"	10	17	35	11,5	330
HX0606FRS45	11/16"-16	3/8"	10	22	36	12,5	330
HX0608FRS45	13/16"-16	3/8"	10	24	38,5	15	330
HX0808FRS45	13/16"-16	1/2"	12,5	24	42,5	15,5	280
HX0810FRS45	1"-14	1/2"	12,5	30	45	17,5	280
HX0812FRS45	1 3/16"-12	1/2"	12,5	36	47	20,5	280
HX1010FRS45	1"-14	5/8"	16	30	49	18	280
HX1012FRS45	1 3/16"-12	5/8"	16	36	51,5	20,5	280
HX1210FRS45	1"-14	3/4"	19	30	66,5	28	280
HX1212FRS45	1 3/16"-12	3/4"	19	36	58	21	280
HX1216FRS45	1 7/16"-12	3/4"	19	41	60,5	23,5	280
HX1616FRS45	1 7/16"-12	1"	25	41	73	24	210
HX1620FRS45	1 11/16"-12	1"	25	50	75	26,5	210



notes

CRIMPED NUT*
FOR HOSE:
DIN EN 853 1SN SAE 100 R1S
DIN EN 857 1SC
DIN EN 853 2SN SAE 100 R2S
DIN EN 857 2SC
SAE 100 R17
SAE 100 R16-S
1 SN-K Exceed DIN EN 857 1SC
2 SN-K Exceed DIN EN 857 2SC

DADO PINZATO*
PER TUBO:
DIN EN 853 1SN SAE 100 R1S
DIN EN 857 1SC
DIN EN 853 2SN SAE 100 R2S
DIN EN 857 2SC
SAE 100 R17
SAE 100 R16-S
1 SN-K Eccede DIN EN 857 1SC
2 SN-K Eccede DIN EN 857 2SC

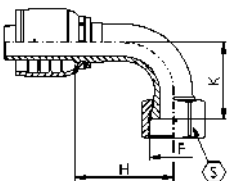


HXFRS90C

DKO 90° - ORFS FEMALE 90° SHORT
DKO 90° - FEMMINA 90° ORFS CORTA

Thread - Filetto: UNF-UN-UNS
Norm - Norma: SAE J1453

Code Codice	Thread Filetto	Hose Tubo		Dimensions Dimensioni			
		Inch	DN (mm)	S	H	K	WPbar
HX0404FRS90C	9/16"-18	1/4"	6,3	17	27	21	400
HX0406FRS90C	11/16"-16	1/4"	6,3	22	27	24	400
HX0504FRS90C*	9/16"-18	5/16"	8	17	29	23	350
HX0506FRS90C	11/16"-16	5/16"	8	22	29	25	350
HX0604FRS90C*	9/16"-18	3/8"	10	17	30	22	330
HX0606FRS90C	11/16"-16	3/8"	10	22	31,5	24,5	330
HX0608FRS90C	13/16"-16	3/8"	10	24	31	30	330
HX0806FRS90M	11/16"-16	1/2"	12,5	22	38	41	280
HX0808FRS90C	13/16"-16	1/2"	12,5	24	39	31	280
HX0810FRS90C	1"-14	1/2"	12,5	30	39	34	280
HX0812FRS90C	1 3/16"-12	1/2"	12,5	36	39	42	280
HX1010FRS90C	1"-14	5/8"	16	30	45	35	280
HX1012FRS90C	1 3/16"-12	5/8"	16	36	45	42	280
HX1210FRS90M	1"-14	3/4"	19	30	55	56	280
HX1212FRS90C	1 3/16"-12	3/4"	19	36	55	45	280
HX1216FRS90C	1 7/16"-12	3/4"	19	41	55	49	280
HX1616FRS90C	1 7/16"-12	1"	25	41	71	55	210
HX1620FRS90C	1 11/16"-12	1"	25	50	71	58	210



notes

CRIMPED NUT*
FOR HOSE:
DIN EN 853 1SN SAE 100 R1S
DIN EN 857 1SC
DIN EN 853 2SN SAE 100 R2S
DIN EN 857 2SC
SAE 100 R17
SAE 100 R16-S
1 SN-K Exceed DIN EN 857 1SC
2 SN-K Exceed DIN EN 857 2SC

DADO PINZATO*
PER TUBO:
DIN EN 853 1SN SAE 100 R1S
DIN EN 857 1SC
DIN EN 853 2SN SAE 100 R2S
DIN EN 857 2SC
SAE 100 R17
SAE 100 R16-S
1 SN-K Eccede DIN EN 857 1SC
2 SN-K Eccede DIN EN 857 2SC

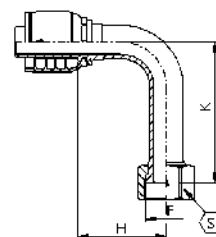


HXFRS90L

DKO 90° - ORFS FEMALE 90° LONG
DKO 90° - FEMMINA 90° ORFS LUNGA

Thread - Filetto: UNF-UN-UNS
Norm - Norma: SAE J1453

Code Codice	Thread Filetto	Hose Tubo		Dimensions Dimensioni			
		Inch	DN (mm)	S	H	K	WPbar
HX0404FRS90L	9/16"-18	1/4"	6,3	17	29	46	400
HX0406FRS90L	11/16"-16	1/4"	6,3	22	27	54	400
HX0606FRS90L	11/16"-16	3/8"	10	22	34	54	330
HX0608FRS90L	13/16"-16	3/8"	10	24	34	64	330
HX0808FRS90L	13/16"-16	1/2"	12,5	24	39	64	280
HX0810FRS90L	1"-14	1/2"	12,5	30	39	70	280
HX1010FRS90L	1"-14	5/8"	16	30	45	70	280
HX1212FRS90L	1 3/16"-12	3/4"	19	36	55	96	280
HX1616FRS90L	1 7/16"-12	1"	25	41	71	114	210



notes

CRIMPED NUT*
FOR HOSE:
DIN EN 853 1SN SAE 100 R1S
DIN EN 857 1SC
DIN EN 853 2SN SAE 100 R2S
DIN EN 857 2SC
SAE 100 R17
SAE 100 R16-S
1 SN-K Exceed DIN EN 857 1SC
2 SN-K Exceed DIN EN 857 2SC

DADO PINZATO*
PER TUBO:
DIN EN 853 1SN SAE 100 R1S
DIN EN 857 1SC
DIN EN 853 2SN SAE 100 R2S
DIN EN 857 2SC
SAE 100 R17
SAE 100 R16-S
1 SN-K Eccede DIN EN 857 1SC
2 SN-K Eccede DIN EN 857 2SC

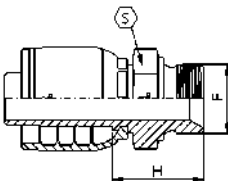


HXMG

AGR - BSPP MALE, 60° CONE
 AGR - MASCHIO BSPP, CONO 60°

Thread - Filetto: BSPP
 Norm - Norma: BS 5200

Code Codice	Thread Filetto	Hose Tubo		Dimensions Dimensioni		
		Inch/Pollici	DN(mm)	S	H	WPbar
	F					
HX0402MG	1/8"-28	1/4"	6,3	14	20	400
HX0404MG	1/4"-19	1/4"	6,3	19	25	400
HX0406MG	3/8"-19	1/4"	6,3	22	27	400
HX0408MG	1/2"-14	1/4"	6,3	27	32	400
HX0504MG	1/4"-19	5/16"	8	19	25	350
HX0506MG	3/8"-19	5/16"	8	22	27	350
HX0508MG	1/2"-14	5/16"	8	27	32	350
HX0604MG	1/4"-19	3/8"	10	19	25	330
HX0606MG	3/8"-19	3/8"	10	22	27	330
HX0608MG	1/2"-14	3/8"	10	27	32	330
HX0806MG	3/8"-19	1/2"	12,5	22	28	280
HX0808MG	1/2"-14	1/2"	12,5	27	33	280
HX0810MG	5/8"-14	1/2"	12,5	30	35	280
HX0812MG	3/4"-14	1/2"	12,5	32	36	280
HX1008MG	1/2"-14	5/8"	16	27	33	280
HX1010MG	5/8"-14	5/8"	16	30	35	280
HX1012MG	3/4"-14	5/8"	16	32	36	280
HX1208MG	1/2"-14	3/4"	19	27	34	280
HX1210MG	5/8"-14	3/4"	19	30	36	280
HX1212MG	3/4"-14	3/4"	19	32	37	280
HX1216MG	1"-11	3/4"	19	41	42	280
HX1612MG	3/4"-14	1"	25	32	38	210
HX1616MG	1"-11	1"	25	41	43	210
HX1620MG	1 1/4"-11	1"	25	50	46	210



notes

FOR HOSE:
 DIN EN 853 1SN SAE 100 R1S
 DIN EN 857 1SC
 DIN EN 853 2SN SAE 100 R2S
 DIN EN 857 2SC
 SAE 100 R17
 SAE 100 R16-S
 1 SN-K Exceed DIN EN 857 1SC
 2 SN-K Exceed DIN EN 857 2SC

PER TUBO:
 DIN EN 853 1SN SAE 100 R1S
 DIN EN 857 1SC
 DIN EN 853 2SN SAE 100 R2S
 DIN EN 857 2SC
 SAE 100 R17
 SAE 100 R16-S
 1 SN-K Eccede DIN EN 857 1SC
 2 SN-K Eccede DIN EN 857 2SC

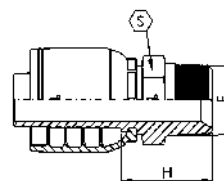


HXMGK

AGR K - BSPT MALE, 60° CONE
 AGR K - MASCHIO BSPT, CONO 60°

Thread - Filetto: BSPT

Code Codice	Thread Filetto	Hose Tubo		Dimensions Dimensioni		
		Inch/Pollici	DN(mm)	S	H	WPbar
	F					
HX0402MGC	1/8"-28	1/4"	6,3	12	21	350
HX0404MGC	1/4"-19	1/4"	6,3	15	25	350
HX0406MGC	3/8"-19	1/4"	6,3	19	26	280
HX0504MGC	1/4"-19	5/16"	8	15	25	280
HX0506MGC	3/8"-19	5/16"	8	19	26	280
HX0604MGC	1/4"-19	3/8"	10	15	26	280
HX0606MGC	3/8"-19	3/8"	10	19	27	280
HX0608MGC	1/2"-14	3/8"	10	22	32	280
HX0806MGC	3/8"-19	1/2"	12,5	19	28	280
HX0808MGC	1/2"-14	1/2"	12,5	22	33	280
HX1008MGC	1/2"-14	5/8"	16	22	33	280
HX1012MGC	3/4"-14	5/8"	16	27	35	280
HX1212MGC	3/4"-14	3/4"	19	27	36	280
HX1216MGC	1"-11	3/4"	19	36	41	280
HX1616MGC	1"-11	1"	25	36	43	210
HX1620MGC	1 1/4"-11	1"	25	46	47	210



notes

FOR HOSE:
 DIN EN 853 1SN SAE 100 R1S
 DIN EN 857 1SC
 DIN EN 853 2SN SAE 100 R2S
 DIN EN 857 2SC
 SAE 100 R17
 SAE 100 R16-S
 1 SN-K Exceed DIN EN 857 1SC
 2 SN-K Exceed DIN EN 857 2SC

PER TUBO:
 DIN EN 853 1SN SAE 100 R1S
 DIN EN 857 1SC
 DIN EN 853 2SN SAE 100 R2S
 DIN EN 857 2SC
 SAE 100 R17
 SAE 100 R16-S
 1 SN-K Eccede DIN EN 857 1SC
 2 SN-K Eccede DIN EN 857 2SC

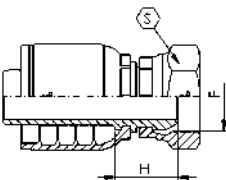


HXFGP

DKR - BSP FEMALE, 60° CONE
DKR - FEMMINA BSP, CONO 60°

Thread - Filetto: BSPP
Norm - Norma: BS 5200

Code Codice	Thread Filetto	Hose Tubo		Dimensions Dimensioni		
		Inch/Pollici	DN(mm)	S	H	WPbar
	F					
HX0402FGP	1/8"-28	1/4"	6,3	14	17	400
HX0404FGP	1/4"-19	1/4"	6,3	19	19	400
HX0406FGP	3/8"-19	1/4"	6,3	22	22	400
HX0408FGP	1/2"-14	1/4"	6,3	27	23	400
HX0504FGP	1/4"-19	5/16"	8	19	19	350
HX0506FGP	3/8"-19	5/16"	8	22	22	350
HX0508FGP	1/2"-14	5/16"	8	27	23	350
HX0604FGP	1/4"-19	3/8"	10	19	19	330
HX0606FGP	3/8"-19	3/8"	10	22	21	330
HX0608FGP	1/2"-14	3/8"	10	27	23	330
HX0806FGP	3/8"-19	1/2"	12,5	22	22	280
HX0808FGP	1/2"-14	1/2"	12,5	27	23	280
HX0810FGP	5/8"-14	1/2"	12,5	30	24	280
HX0812FGP	3/4"-14	1/2"	12,5	32	27	280
HX1008FGP	1/2"-14	5/8"	16	27	23	280
HX1010FGP	5/8"-14	5/8"	16	30	23	280
HX1012FGP	3/4"-14	5/8"	16	32	27	280
HX1208FGP	1/2"-14	3/4"	19	27	24	280
HX1210FGP	5/8"-14	3/4"	19	30	24	280
HX1212FGP	3/4"-14	3/4"	19	32	27	280
HX1216FGP	1"-11	3/4"	19	41	30	280
HX1612FGP	3/4"-14	1"	25	32	28	210
HX1616FGP	1"-11	1"	25	41	30	210
HX1620FGP	1 1/4"-11	1"	25	50	35	210



notes

CRIMPED NUT
FOR HOSE:
DIN EN 853 1SN SAE 100 R1S
DIN EN 857 1SC
DIN EN 853 2SN SAE 100 R2S
DIN EN 857 2SC
SAE 100 R17
SAE 100 R16-S
1 SN-K Exceed DIN EN 857 1SC
2 SN-K Exceed DIN EN 857 2SC

DADO PINZATO
PER TUBO:
DIN EN 853 1SN SAE 100 R1S
DIN EN 857 1SC
DIN EN 853 2SN SAE 100 R2S
DIN EN 857 2SC
SAE 100 R17
SAE 100 R16-S
1 SN-K Exceed DIN EN 857 1SC
2 SN-K Exceed DIN EN 857 2SC

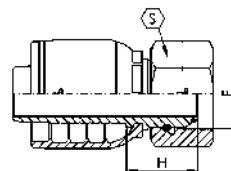


HXFGOLS

DKR - BSP FEMALE FULL HEXAGON NUT O'RING, 60° CONE
DKR - FEMMINA BSP DADO ESAGONO COMPLETO O'RING, CONO 60°

Thread - Filetto: BSPP
Norm - Norma: BS 5200

Code Codice	Thread Filetto	Hose Tubo		Dimensions Dimensioni			
		Inch	DN (mm)	S	H	O-ring	WPbar
	F						
HX0404FGOL	1/4"-19	1/4"	6,3	19	22	6,5x1	400
HX0406FGOL	3/8"-19	1/4"	6,3	22	24	8,5x1,5	400
HX0506FGOL	3/8"-19	5/16"	8	22	24	8,5x1,5	350
HX0606FGOL	3/8"-19	3/8"	10	22	24	8,5x1,5	330
HX0608FGOL	1/2"-14	3/8"	10	27	26	11,5x1,5	330
HX0808FGOL	1/2"-14	1/2"	12,5	27	26	11,5x1,5	280
HX0810FGOS	5/8"-14	1/2"	12,5	30	26	13x1,5	280
HX1010FGOS	5/8"-14	5/8"	16	30	25	13x1,5	280
HX1012FGOS	3/4"-14	5/8"	16	32	28	17x1,5	280
HX1212FGOS	3/4"-14	3/4"	19	32	28	17x1,5	280
HX1216FGOS	1"-11	3/4"	19	41	32	22x1,5	280
HX1616FGOS	1"-11	1"	25	41	32	22x1,5	210
HX1620FGOS	1 1/4"-11	1"	25	50	37	28,3x1,78	210



notes

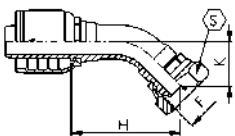
FGOL: Slip-on nut
FGOS: Thrust-wire nut, without hole
FOR HOSE:
DIN EN 853 1SN SAE 100 R1S
DIN EN 857 1SC
DIN EN 853 2SN SAE 100 R2S
DIN EN 857 2SC
SAE 100 R17
SAE 100 R16-S
1 SN-K Exceed DIN EN 857 1SC
2 SN-K Exceed DIN EN 857 2SC

FGOL: Dado libero
FGOS: Dado spinato senza foro
PER TUBO:
DIN EN 853 1SN SAE 100 R1S
DIN EN 857 1SC
DIN EN 853 2SN SAE 100 R2S
DIN EN 857 2SC
SAE 100 R17
SAE 100 R16-S
1 SN-K Exceed DIN EN 857 1SC
2 SN-K Exceed DIN EN 857 2SC

HXFGP45

DKR 45° - BSP FEMALE 45°, 60° CONE
 DKR 45° - FEMMINA 45° BSP, CONO 60°

Thread - Filetto: BSPP
 Norm - Norma: BS 5200



Code Codice	Thread Filetto	Hose Tubo		Dimensions Dimensioni			
		Inch	DN (mm)	S	H	K	WPbar
HX0402FGP45	1/8"-28	1/4"	6,3	14	36	16	400
HX0404FGP45	1/4"-19	1/4"	6,3	19	37	16	400
HX0406FGP45	3/8"-19	1/4"	6,3	22	40	19	400
HX0408FGP45	1/2"-14	1/4"	6,3	27	42	21	400
HX0504FGP45	1/4"-19	5/16"	8	19	39	18	350
HX0506FGP45	3/8"-19	5/16"	8	22	41	19	350
HX0508FGP45	1/2"-14	5/16"	8	27	43	21	350
HX0604FGP45	1/4"-19	3/8"	10	19	41	18	330
HX0606FGP45	3/8"-19	3/8"	10	22	42	19	330
HX0608FGP45	1/2"-14	3/8"	10	27	44	21	330
HX0806FGP45	3/8"-19	1/2"	12,5	22	49	22	280
HX0808FGP45	1/2"-14	1/2"	12,5	27	49	22	280
HX0810FGP45	5/8"-14	1/2"	12,5	30	49	22	280
HX0812FGP45	3/4"-14	1/2"	12,5	32	53	26	280
HX1008FGP45	1/2"-14	5/8"	16	27	57	26	280
HX1010FGP45	5/8"-14	5/8"	16	30	54	24	280
HX1012FGP45	3/4"-14	5/8"	16	32	57	26	280
HX1208FGP45	1/2"-14	3/4"	19	27	68	30	280
HX1210FGP45	5/8"-14	3/4"	19	30	66	28	280
HX1212FGP45	3/4"-14	3/4"	19	32	66	28	280
HX1216FGP45	1"-11	3/4"	19	41	68	30	280
HX1612FGP45	3/4"-14	1"	25	32	87	38	210
HX1616FGP45	1"-11	1"	25	41	84	36	210
HX1620FGP45	1 1/4"-11	1"	25	50	85	37	210

notes

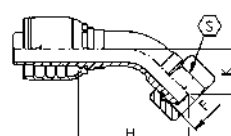
CRIMPED NUT
 FOR HOSE:
 DIN EN 853 1SN SAE 100 R1S
 DIN EN 857 1SC
 DIN EN 853 2SN SAE 100 R2S
 DIN EN 857 2SC
 SAE 100 R17
 SAE 100 R16-S
 1 SN-K Exceed DIN EN 857 1SC
 2 SN-K Exceed DIN EN 857 2SC

DADO PINZATO
 PER TUBO:
 DIN EN 853 1SN SAE 100 R1S
 DIN EN 857 1SC
 DIN EN 853 2SN SAE 100 R2S
 DIN EN 857 2SC
 SAE 100 R17
 SAE 100 R16-S
 1 SN-K Eccede DIN EN 857 1SC
 2 SN-K Eccede DIN EN 857 2SC

HXFGOLS45

DKR 45° - BSP FEMALE 45° FULL HEXAGON NUT O'RING, 60° CONE
 DKR 45° - FEMMINA 45° BSP DADO ESAGONO COMPLETO O'RING, CONO 60°

Thread - Filetto: BSPP
 Norm - Norma: BS 5200



Code Codice	Thread Filetto	Hose Tubo		Dimensions Dimensioni				
		Inch	DN (mm)	S	H	K	O-ring	WPbar
HX0404FGOL45	1/4"-19	1/4"	6,3	19	35	13	6,5x1	400
HX0406FGOL45	3/8"-19	1/4"	6,3	22	37	15	8,5x1,5	400
HX0506FGOL45	3/8"-19	5/16"	8	22	38	15	8,5x1,5	350
HX0606FGOL45	3/8"-19	3/8"	10	22	39	15	8,5x1,5	330
HX0608FGOL45	1/2"-14	3/8"	10	27	41	18	11,5x1,5	330
HX0808FGOL45	1/2"-14	1/2"	12,5	27	45	18	11,5x1,5	280
HX0810FGOS45	5/8"-14	1/2"	12,5	30	51	24	13x1,5	280
HX1010FGOS45	5/8"-14	5/8"	16	30	55	24	13x1,5	280
HX1012FGOS45	3/4"-14	5/8"	16	32	58	27	17x1,5	280
HX1212FGOS45	3/4"-14	3/4"	19	32	66	29	17x1,5	280
HX1216FGOS45	1"-11	3/4"	19	41	69	32	22x1,5	280
HX1616FGOS45	1"-11	1"	25	41	85	37	22x1,5	210
HX1620FGOS45	1 1/4"-11	1"	25	50	85	37	28,3x1,78	210

notes

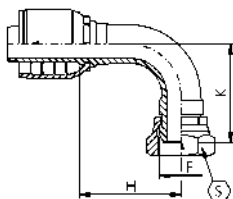
FGOL: Slip-on nut
 FGOS: Thrust-wire nut, without hole
 FOR HOSE:
 DIN EN 853 1SN SAE 100 R1S
 DIN EN 857 1SC
 DIN EN 853 2SN SAE 100 R2S
 DIN EN 857 2SC
 SAE 100 R17
 SAE 100 R16-S
 1 SN-K Exceed DIN EN 857 1SC
 2 SN-K Exceed DIN EN 857 2SC

FGOL: Dado libero
 FGOS: Dado spinato senza foro
 PER TUBO:
 DIN EN 853 1SN SAE 100 R1S
 DIN EN 857 1SC
 DIN EN 853 2SN SAE 100 R2S
 DIN EN 857 2SC
 SAE 100 R17
 SAE 100 R16-S
 1 SN-K Eccede DIN EN 857 1SC
 2 SN-K Eccede DIN EN 857 2SC

HXFGP90

DKR 90° - BSP FEMALE 90°, 60° CONE
DKR 90° - FEMMINA 90° BSP, CONO 60°

Thread - Filetto: BSPP
Norm - Norma: BS 5200



Code Codice	Thread Filetto	Hose Tubo		Dimensions Dimensioni			
		Inch	DN (mm)	S	H	K	WPbar
HX0402FGP90	1/8"-28	1/4"	6,3	14	26	28	400
HX0404FGP90	1/4"-19	1/4"	6,3	19	26	28	400
HX0406FGP90	3/8"-19	1/4"	6,3	22	26	32	400
HX0408FGP90	1/2"-14	1/4"	6,3	27	26	36	400
HX0504FGP90	1/4"-19	5/16"	8	19	28	31	350
HX0506FGP90	3/8"-19	5/16"	8	22	28	34	350
HX0508FGP90	1/2"-14	5/16"	8	27	28	37	350
HX0604FGP90	1/4"-19	3/8"	10	19	31	34	330
HX0606FGP90	3/8"-19	3/8"	10	22	31	35	330
HX0608FGP90	1/2"-14	3/8"	10	27	31	38	330
HX0806FGP90	3/8"-19	1/2"	12,5	22	37	42	280
HX0808FGP90	1/2"-14	1/2"	12,5	27	37	42	280
HX0810FGP90	5/8"-14	1/2"	12,5	30	37	43	280
HX0812FGP90	3/4"-14	1/2"	12,5	32	37	48	280
HX1008FGP90	1/2"-14	5/8"	16	27	45	50	280
HX1010FGP90	5/8"-14	5/8"	16	30	45	46	280
HX1012FGP90	3/4"-14	5/8"	16	32	45	50	280
HX1208FGP90	1/2"-14	3/4"	19	27	54	59	280
HX1210FGP90	5/8"-14	3/4"	19	30	54	56	280
HX1212FGP90	3/4"-14	3/4"	19	32	54	56	280
HX1216FGP90	1"-11	3/4"	19	41	54	59	280
HX1612FGP90	3/4"-14	1"	25	32	70	75	210
HX1616FGP90	1"-11	1"	25	41	70	72	210
HX1620FGP90	1 1/4"-11	1"	25	50	70	73	210

notes

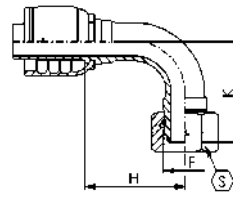
CRIMPED NUT
FOR HOSE:
DIN EN 853 1SN SAE 100 R1S
DIN EN 857 1SC
DIN EN 853 2SN SAE 100 R2S
DIN EN 857 2SC
SAE 100 R17
SAE 100 R16-S
1 SN-K Exceed DIN EN 857 1SC
2 SN-K Exceed DIN EN 857 2SC

DADO PINZATO
PER TUBO:
DIN EN 853 1SN SAE 100 R1S
DIN EN 857 1SC
DIN EN 853 2SN SAE 100 R2S
DIN EN 857 2SC
SAE 100 R17
SAE 100 R16-S
1 SN-K Eccede DIN EN 857 1SC
2 SN-K Eccede DIN EN 857 2SC

HXFGOLS90

DKR 90° - BSP FEMALE 90° FULL HEXAGON NUT O'RING, 60° CONE
DKR 90° - FEMMINA 90° BSP DADO ESAGONO COMPLETO O'RING, CONO 60°

Thread - Filetto: BSPP
Norm - Norma: BS 5200



Code Codice	Thread Filetto	Hose Tubo		Dimensions Dimensioni				
		Inch	DN (mm)	S	H	K	O-ring	WPbar
HX0404FGOLS90	1/4"-19	1/4"	6,3	19	29	27	6,5x1	400
HX0406FGOLS90	3/8"-19	1/4"	6,3	22	29	29	8,5x1,5	400
HX0506FGOLS90	3/8"-19	5/16"	8	22	29	29	8,5x1,5	350
HX0606FGOLS90	3/8"-19	3/8"	10	22	30	30	8,5x1,5	330
HX0608FGOLS90	1/2"-14	3/8"	10	27	30	33	11,5x1,5	330
HX0808FGOLS90	1/2"-14	1/2"	12,5	27	37	36	11,5x1,5	280
HX1010FGOLS90	5/8"-14	5/8"	16	30	44	48	13x1,5	280
HX1012FGOLS90	3/4"-14	5/8"	16	32	44	51	17x1,5	280
HX1212FGOLS90	3/4"-14	3/4"	19	32	54	57	17x1,5	280
HX1216FGOLS90	1"-11	3/4"	19	41	54	61	22x1,5	280
HX1616FGOLS90	1"-11	1"	25	41	70	73	22x1,5	210
HX1620FGOLS90	1 1/4"-11	1"	25	50	70	75	28,3x1,78	210

notes

FGOL: Slip-on nut
FGOS: Thrust-wire nut, without hole
FOR HOSE:
DIN EN 853 1SN SAE 100 R1S
DIN EN 857 1SC
DIN EN 853 2SN SAE 100 R2S
DIN EN 857 2SC
SAE 100 R17
SAE 100 R16-S
1 SN-K Exceed DIN EN 857 1SC
2 SN-K Exceed DIN EN 857 2SC

FGOL: Dado libero
FGOS: Dado spinato senza foro
PER TUBO:
DIN EN 853 1SN SAE 100 R1S
DIN EN 857 1SC
DIN EN 853 2SN SAE 100 R2S
DIN EN 857 2SC
SAE 100 R17
SAE 100 R16-S
1 SN-K Eccede DIN EN 857 1SC
2 SN-K Eccede DIN EN 857 2SC

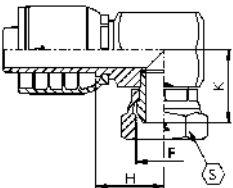


HXFGP90K

DKR 90° K - BSP FEMALE 90° COMPACT, 60° CONE
 DKR 90° K - FEMMINA 90° COMPATTA BSP, CONO 60°

Thread - Filetto: BSP
 Norm - Norma: BS 5200

Code Codice	Thread Filetto	Hose Tubo		Dimensions Dimensioni			
		Inch	DN (mm)	S	H	K	WPbar
HX0404FGP90K	1/4"-19	1/4"	6,3	19	18	23	400
HX0406FGP90K	3/8"-19	1/4"	6,3	22	21	26	400
HX0506FGP90K	3/8"-19	5/16"	8	22	21	26	350
HX0606FGP90K	3/8"-19	3/8"	10	22	21	26	330
HX0608FGP90K	1/2"-14	3/8"	10	27	24	28	330
HX0808FGP90K	1/2"-14	1/2"	12,5	27	24	28	280
HX1212FGP90K	3/4"-14	3/4"	19	32	31	35	280
HX1616FGP90K	1"-11	1"	25	41	38	41	210



notes

CRIMPED NUT
 FOR HOSE:
 DIN EN 853 1SN SAE 100 R1S
 DIN EN 857 1SC
 DIN EN 853 2SN SAE 100 R2S
 DIN EN 857 2SC
 SAE 100 R17
 SAE 100 R16-S
 1 SN-K Exceed DIN EN 857 1SC
 2 SN-K Exceed DIN EN 857 2SC

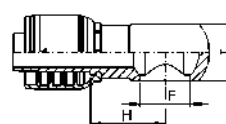
DADO PINZATO
 PER TUBO:
 DIN EN 853 1SN SAE 100 R1S
 DIN EN 857 1SC
 DIN EN 853 2SN SAE 100 R2S
 DIN EN 857 2SC
 SAE 100 R17
 SAE 100 R16-S
 1 SN-K Exceed DIN EN 857 1SC
 2 SN-K Exceed DIN EN 857 2SC



HXOG

RNR - BSP BANJO
 RNR - OCCHIO BSP

Code Codice	Thread Filetto	Hose Tubo		Dimensions Dimensioni			
		Pollici/Inch	DN(mm)	H	F	T	WPbar
HX0402OG	1/8"-28	1/4"	6,3	23	10,2	10	280
HX0404OG	1/4"-19	1/4"	6,3	23	13,3	14	280
HX0406OG	3/8"-19	1/4"	6,3	26,5	16,8	17,5	280
HX0408OG	1/2"-14	1/4"	6,3	33,5	21	23	250
HX0504OG	1/4"-19	5/16"	8	24	13,3	14	280
HX0506OG	3/8"-19	5/16"	8	26,5	16,8	17,5	280
HX0604OG	1/4"-19	3/8"	10	24	13,3	14	250
HX0606OG	3/8"-19	3/8"	10	24	16,8	17,5	280
HX0608OG	1/2"-14	3/8"	10	32	21	23	280
HX0806OG	3/8"-19	1/2"	12,5	26,5	16,8	17,5	250
HX0808OG	1/2"-14	1/2"	12,5	28,5	21	23	280
HX0810OG	5/8"-14	1/2"	12,5	31	23,1	23,5	250
HX0812OG	3/4"-14	1/2"	12,5	39	26,5	29,5	210
HX1010OG	5/8"-14	5/8"	16	28,2	23,1	23,5	210
HX1012OG	3/4"-14	5/8"	16	34,7	26,5	29,5	250
HX1212OG	3/4"-14	3/4"	19	37,5	26,5	29,5	210
HX1216OG	1"-11	3/4"	19	50	33,5	37,5	210
HX1616OG	1"-11	1"	25	49	33,5	37,5	210



notes

FOR HOSE:
 DIN EN 853 1SN SAE 100 R1S
 DIN EN 857 1SC
 DIN EN 853 2SN SAE 100 R2S
 DIN EN 857 2SC
 SAE 100 R17
 SAE 100 R16-S
 1 SN-K Exceed DIN EN 857 1SC
 2 SN-K Exceed DIN EN 857 2SC

PER TUBO:
 DIN EN 853 1SN SAE 100 R1S
 DIN EN 857 1SC
 DIN EN 853 2SN SAE 100 R2S
 DIN EN 857 2SC
 SAE 100 R17
 SAE 100 R16-S
 1 SN-K Exceed DIN EN 857 1SC
 2 SN-K Exceed DIN EN 857 2SC

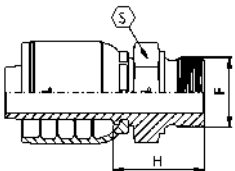


HXMGF

AGR F - BSPP MALE, FLAT FACE
 AGR F - MASCHIO BSPP, FACCIA PIANA

Thread - Filetto: BSPP
 Norm - Norma: BS 5200

Code Codice	Thread Filetto	Hose Tubo		Dimensions Dimensioni		
		Inch/Pollici	DN(mm)	S	H	WPbar
HX0404MGF	1/4"-19	1/4"	6,3	19	25	400
HX0406MGF	3/8"-19	1/4"	6,3	22	27	400
HX0506MGF	3/8"-19	5/16"	8	22	27	350
HX0606MGF	3/8"-19	3/8"	10	22	27	330
HX0608MGF	1/2"-14	3/8"	10	27	32	330
HX0808MGF	1/2"-14	1/2"	12,5	27	33	280
HX0810MGF	5/8"-14	1/2"	12,5	30	35	280
HX0812MGF	3/4"-14	1/2"	12,5	32	36	280
HX1010MGF	5/8"-14	5/8"	16	30	35	280
HX1012MGF	3/4"-14	5/8"	16	32	36	280
HX1212MGF	3/4"-14	3/4"	19	32	37	280
HX1216MGF	1"-11	3/4"	19	41	42	280
HX1616MGF	1"-11	1"	25	41	43	210



notes

FOR HOSE:
 DIN EN 853 1SN SAE 100 R1S
 DIN EN 857 1SC
 DIN EN 853 2SN SAE 100 R2S
 DIN EN 857 2SC
 SAE 100 R17
 SAE 100 R16-S
 1 SN-K Exceed DIN EN 857 1SC
 2 SN-K Exceed DIN EN 857 2SC

PER TUBO:
 DIN EN 853 1SN SAE 100 R1S
 DIN EN 857 1SC
 DIN EN 853 2SN SAE 100 R2S
 DIN EN 857 2SC
 SAE 100 R17
 SAE 100 R16-S
 1 SN-K Eccede DIN EN 857 1SC
 2 SN-K Eccede DIN EN 857 2SC

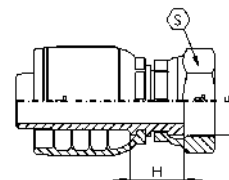


HXFGFP

DKR F - BSP FEMALE, FLAT FACE
 DKRF - FEMMINA BSP, SEDE PIANA

Thread - Filetto: BSPP
 Norm - Norma: BS 5200

Code Codice	Thread Filetto	Hose Tubo		Dimensions Dimensioni		
		Inch/Pollici	DN(mm)	S	H	WPbar
HX0404FGFP	1/4"-19	1/4"	6,3	19	15	400
HX0406FGFP	3/8"-19	1/4"	6,3	22	18	400
HX0506FGFP	3/8"-19	5/16"	8	22	18	350
HX0606FGFP	3/8"-19	3/8"	10	22	17	330
HX0608FGFP	1/2"-14	3/8"	10	27	19	330
HX0808FGFP	1/2"-14	1/2"	12,5	27	19	280
HX0810FGFP	5/8"-14	1/2"	12,5	30	21	280
HX0812FGFP	3/4"-14	1/2"	12,5	32	23	280
HX1010FGFP	5/8"-14	5/8"	16	30	20	280
HX1012FGFP	3/4"-14	5/8"	16	32	23	280
HX1212FGFP	3/4"-14	3/4"	19	32	22	280
HX1216FGFP	1"-11	3/4"	19	41	25	280
HX1616FGFP	1"-11	1"	25	41	25	210



notes

CRIMPED NUT
 FOR HOSE:
 DIN EN 853 1SN SAE 100 R1S
 DIN EN 857 1SC
 DIN EN 853 2SN SAE 100 R2S
 DIN EN 857 2SC
 SAE 100 R17
 SAE 100 R16-S
 1 SN-K Exceed DIN EN 857 1SC
 2 SN-K Exceed DIN EN 857 2SC

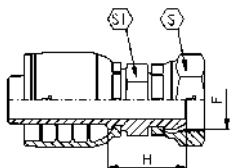
DADO PINZATO
 PER TUBO:
 DIN EN 853 1SN SAE 100 R1S
 DIN EN 857 1SC
 DIN EN 853 2SN SAE 100 R2S
 DIN EN 857 2SC
 SAE 100 R17
 SAE 100 R16-S
 1 SN-K Eccede DIN EN 857 1SC
 2 SN-K Eccede DIN EN 857 2SC



HXFGCP

DKR - BSP FEMALE DOUBLE HEXAGON, 60° CONE "NISSAN"
 DKR - FEMMINA BSP DOPPIO ESAGONO, CONO 60° "NISSAN"

Thread - Filetto: BSPP



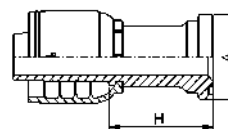
Code Codice	Thread Filetto	Hose Tubo		Dimensions Dimensioni			
		Inch/Pollici	DN(mm)	S	S1	H	WPbar
HX0402FGCP	1/8"-28	1/4"	6,3	19	14	21,5	400
HX0404FGCP	1/4"-19	1/4"	6,3	19	14	24	400
HX0406FGCP	3/8"-19	1/4"	6,3	22	17	26	400
HX0604FGCP	1/4"-19	3/8"	10	22	17	24,6	330
HX0606FGCP	3/8"-19	3/8"	10	22	17	26	330
HX0608FGCP	1/2"-14	3/8"	10	27	22	29	330
HX0806FGCP	3/8"-19	1/2"	12,5	22	22	30	280
HX0808FGCP	1/2"-14	1/2"	12,5	27	22	30	280
HX0812FGCP	3/4"-14	1/2"	12,5	32	27	34,5	280
HX1212FGCP	3/4"-14	3/4"	19	32	27	36	280
HX1616FGCP	1"-11	1"	25	41	32	40	210



HXFL

SFL - SAE FLANGE CODE 61 3000 PSI
 SFL - SAE FLANGIA CODE 61 3000 PSI

Norm - Norma: SAE J518



Code Codice	Hose Tubo		Flange Flangia	Dimensions Dimensioni		
	Inch/Pollici	DN(mm)		H	A	WPbar
HX0808FL	1/2"	12,5	1/2"	47	30,2	280
HX0810FL*	1/2"	12,5	5/8"	47	34	280
HX0812FL	1/2"	12,5	3/4"	47	38,1	280
HX1008FL	5/8"	16	1/2"	48	30,2	280
HX1010FL*	5/8"	16	5/8"	48	34	280
HX1012FL	5/8"	16	3/4"	48	38,1	280
HX1208FL	3/4"	19	1/2"	49,5	30,2	280
HX1212FL	3/4"	19	3/4"	54	38,1	280
HX1216FL	3/4"	19	1"	54	44,5	280
HX1612FL	1"	25	3/4"	55	38,1	210
HX1616FL	1"	25	1"	55	44,5	210
HX1620FL	1"	25	1 1/4"	55	50,8	210

notes

CRIMPED NUT
 FOR HOSE:
 DIN EN 853 1SN SAE 100 R1S
 DIN EN 857 1SC
 DIN EN 853 2SN SAE 100 R2S
 DIN EN 857 2SC
 SAE 100 R17
 SAE 100 R16-S
 1 SN-K Exceed DIN EN 857 1SC
 2 SN-K Exceed DIN EN 857 2SC

DADO PINZATO
 PER TUBO:
 DIN EN 853 1SN SAE 100 R1S
 DIN EN 857 1SC
 DIN EN 853 2SN SAE 100 R2S
 DIN EN 857 2SC
 SAE 100 R17
 SAE 100 R16-S
 1 SN-K Exceed DIN EN 857 1SC
 2 SN-K Exceed DIN EN 857 2SC

notes

FOR HOSE:
 DIN EN 853 1SN SAE 100 R1S
 DIN EN 857 1SC
 DIN EN 853 2SN SAE 100 R2S
 DIN EN 857 2SC
 SAE 100 R17
 SAE 100 R16-S
 1 SN-K Exceed DIN EN 857 1SC
 2 SN-K Exceed DIN EN 857 2SC
 *Komatsu style flange

PER TUBO:
 DIN EN 853 1SN SAE 100 R1S
 DIN EN 857 1SC
 DIN EN 853 2SN SAE 100 R2S
 DIN EN 857 2SC
 SAE 100 R17
 SAE 100 R16-S
 1 SN-K Exceed DIN EN 857 1SC
 2 SN-K Exceed DIN EN 857 2SC
 *Flangia Komatsu

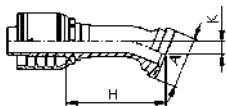


HXFL22

SFL 22,5° - SAE FLANGE 22,5° CODE 61 3000 PSI
 SFL 22,5° - SAE FLANGIA 22,5° CODE 61 3000 PSI

Norm - Norma: SAE J518

Code Codice	Hose Tubo		Flange Flangia	Dimensions Dimensioni			
	Inch/Pollici	DN(mm)		H	A	K	WPbar
HX0808FL22	1/2"	12,5	1/2"	53	30,2	10	280
HX0812FL22	1/2"	12,5	3/4"	58	38,1	11	280
HX1212FL22	3/4"	19	3/4"	69	38,1	11	280
HX1216FL22	3/4"	19	1"	72	44,5	12	280
HX1616FL22	1"	25	1"	84	44,5	12	210
HX1620FL22	1"	25	1 1/4"	84	50,8	12	210

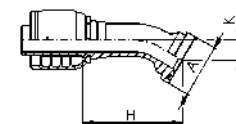


HXFL30

SFL 30° - SAE FLANGE 30° CODE 61 3000 PSI
 SFL 30° - SAE FLANGIA 30° CODE 61 3000 PSI

Norm - Norma: SAE J518

Code Codice	Hose Tubo		Flange Flangia	Dimensions Dimensioni			
	Inch/Pollici	DN(mm)		H	A	K	WPbar
HX0808FL30	1/2"	12,5	1/2"	51	30,2	13	280
HX0812FL30	1/2"	12,5	3/4"	56	38,1	16	280
HX1212FL30	3/4"	19	3/4"	65	38,1	16	280
HX1216FL30	3/4"	19	1"	68	44,5	17	280
HX1616FL30	1"	25	1"	82	44,5	17	210
HX1620FL30	1"	25	1 1/4"	82	50,8	17	210



notes

FOR HOSE:
 DIN EN 853 1SN SAE 100 R1S
 DIN EN 857 1SC
 DIN EN 853 2SN SAE 100 R2S
 DIN EN 857 2SC
 SAE 100 R17
 SAE 100 R16-S
 1 SN-K Exceed DIN EN 857 1SC
 2 SN-K Exceed DIN EN 857 2SC
 *Komatsu style flange

PER TUBO:
 DIN EN 853 1SN SAE 100 R1S
 DIN EN 857 1SC
 DIN EN 853 2SN SAE 100 R2S
 DIN EN 857 2SC
 SAE 100 R17
 SAE 100 R16-S
 1 SN-K Eccede DIN EN 857 1SC
 2 SN-K Eccede DIN EN 857 2SC
 *Flangia Komatsu

notes

FOR HOSE:
 DIN EN 853 1SN SAE 100 R1S
 DIN EN 857 1SC
 DIN EN 853 2SN SAE 100 R2S
 DIN EN 857 2SC
 SAE 100 R17
 SAE 100 R16-S
 1 SN-K Exceed DIN EN 857 1SC
 2 SN-K Exceed DIN EN 857 2SC
 *Komatsu style flange

PER TUBO:
 DIN EN 853 1SN SAE 100 R1S
 DIN EN 857 1SC
 DIN EN 853 2SN SAE 100 R2S
 DIN EN 857 2SC
 SAE 100 R17
 SAE 100 R16-S
 1 SN-K Eccede DIN EN 857 1SC
 2 SN-K Eccede DIN EN 857 2SC
 *Flangia Komatsu

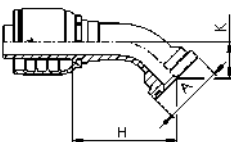


HXFL45

SFL 45° - SAE FLANGE 45° CODE 61 3000 PSI
 SFL 45° - SAE FLANGIA 45° CODE 61 3000 PSI

Norm - Norma: SAE J518

Code Codice	Hose Tubo		Flange Flangia	Dimensions Dimensioni			
	Inch/Pollici	DN(mm)		H	A	K	WPbar
HX0808FL45	1/2"	12,5	1/2"	47	30,2	20	280
HX0810FL45*	1/2"	12,5	5/8"	48	34	22	280
HX0812FL45	1/2"	12,5	3/4"	51	38,1	24	280
HX1008FL45	5/8"	16	1/2"	51	30,2	21	280
HX1010FL45*	5/8"	16	5/8"	53	34	22	280
HX1012FL45	5/8"	16	3/4"	55	38,1	24	280
HX1208FL45	3/4"	19	1/2"	64	30,2	26	280
HX1212FL45	3/4"	19	3/4"	62	38,1	25	280
HX1216FL45	3/4"	19	1"	64	44,5	27	280
HX1612FL45	1"	25	3/4"	80	38,1	30	210
HX1616FL45	1"	25	1"	77	44,5	28	210
HX1620FL45	1"	25	1 1/4"	77	50,8	28	210



notes

FOR HOSE:
 DIN EN 853 1SN SAE 100 R1S
 DIN EN 857 1SC
 DIN EN 853 2SN SAE 100 R2S
 DIN EN 857 2SC
 SAE 100 R17
 SAE 100 R16-S
 1 SN-K Exceed DIN EN 857 1SC
 2 SN-K Exceed DIN EN 857 2SC
 *Komatsu style flange

PER TUBO:
 DIN EN 853 1SN SAE 100 R1S
 DIN EN 857 1SC
 DIN EN 853 2SN SAE 100 R2S
 DIN EN 857 2SC
 SAE 100 R17
 SAE 100 R16-S
 1 SN-K Eccede DIN EN 857 1SC
 2 SN-K Eccede DIN EN 857 2SC
 *Flangia Komatsu

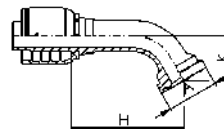


HXFL60

SFL 60° - SAE FLANGE 60° CODE 61 3000 PSI
 SFL 60° - SAE FLANGIA 60° CODE 61 3000 PSI

Norm - Norma: SAE J518

Code Codice	Hose Tubo		Flange Flangia	Dimensions Dimensioni			
	Inch/Pollici	DN(mm)		H	A	K	WPbar
HX0808FL60	1/2"	12,5	1/2"	55	30,2	27	280
HX0812FL60	1/2"	12,5	3/4"	58	38,1	32	280
HX1212FL60	3/4"	19	3/4"	73	38,1	34	280
HX1216FL60	3/4"	19	1"	74	44,5	36	280
HX1616FL60	1"	25	1"	97	44,5	39	210
HX1620FL60	1"	25	1 1/4"	97	50,8	39	210



notes

FOR HOSE:
 DIN EN 853 1SN SAE 100 R1S
 DIN EN 857 1SC
 DIN EN 853 2SN SAE 100 R2S
 DIN EN 857 2SC
 SAE 100 R17
 SAE 100 R16-S
 1 SN-K Exceed DIN EN 857 1SC
 2 SN-K Exceed DIN EN 857 2SC
 *Komatsu style flange

PER TUBO:
 DIN EN 853 1SN SAE 100 R1S
 DIN EN 857 1SC
 DIN EN 853 2SN SAE 100 R2S
 DIN EN 857 2SC
 SAE 100 R17
 SAE 100 R16-S
 1 SN-K Eccede DIN EN 857 1SC
 2 SN-K Eccede DIN EN 857 2SC
 *Flangia Komatsu

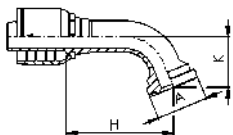


HXFL67

SFL 67,5° - SAE FLANGE 67,5° CODE 61 3000 PSI
 SFL 67,5° - SAE FLANGIA 67,5° CODE 61 3000 PSI

Norm - Norma: SAE J518

Code Codice	Hose Tubo		Flange Flangia	Dimensions Dimensioni			
	Inch/Pollici	DN(mm)		H	A	K	WPbar
HX0808FL67	1/2"	12,5	1/2"	51	30,2	30	280
HX0812FL67	1/2"	12,5	3/4"	54	38,1	36	280
HX1212FL67	3/4"	19	3/4"	68	38,1	38	280
HX1216FL67	3/4"	19	1"	69	44,5	41	280
HX1616FL67	1"	25	1"	91	44,5	44	210
HX1620FL67	1"	25	1 1/4"	91	50,8	44	210

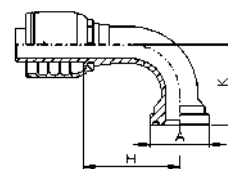


HXFL90

SFL 90° - SAE FLANGE 90° CODE 61 3000 PSI
 SFL 90° - SAE FLANGIA 90° CODE 61 3000 PSI

Norm - Norma: SAE J518

Code Codice	Hose Tubo		Flange Flangia	Dimensions Dimensioni			
	Inch/Pollici	DN(mm)		H	A	K	WPbar
HX0808FL90	1/2"	12,5	1/2"	38	30,2	40	280
HX0810FL90*	1/2"	12,5	5/8"	38	34	42	280
HX0812FL90	1/2"	12,5	3/4"	38	38,1	45	280
HX1008FL90	5/8"	16	1/2"	45	30,2	42	280
HX1010FL90*	5/8"	16	5/8"	45	34	44	280
HX1012FL90	5/8"	16	3/4"	45	38,1	47	280
HX1208FL90	3/4"	19	1/2"	55	30,2	54	280
HX1212FL90	3/4"	19	3/4"	55	38,1	51	280
HX1216FL90	3/4"	19	1"	55	44,5	54	280
HX1612FL90	1"	25	3/4"	70	38,1	65	210
HX1616FL90	1"	25	1"	70	44,5	61	210
HX1620FL90	1"	25	1 1/4"	70	50,8	61	210



notes

FOR HOSE:
 DIN EN 853 1SN SAE 100 R1S
 DIN EN 857 1SC
 DIN EN 853 2SN SAE 100 R2S
 DIN EN 857 2SC
 SAE 100 R17
 SAE 100 R16-S
 1 SN-K Exceed DIN EN 857 1SC
 2 SN-K Exceed DIN EN 857 2SC
 *Komatsu style flange

PER TUBO:
 DIN EN 853 1SN SAE 100 R1S
 DIN EN 857 1SC
 DIN EN 853 2SN SAE 100 R2S
 DIN EN 857 2SC
 SAE 100 R17
 SAE 100 R16-S
 1 SN-K Eccede DIN EN 857 1SC
 2 SN-K Eccede DIN EN 857 2SC
 *Flangia Komatsu

notes

FOR HOSE:
 DIN EN 853 1SN SAE 100 R1S
 DIN EN 857 1SC
 DIN EN 853 2SN SAE 100 R2S
 DIN EN 857 2SC
 SAE 100 R17
 SAE 100 R16-S
 1 SN-K Exceed DIN EN 857 1SC
 2 SN-K Exceed DIN EN 857 2SC
 *Komatsu style flange

PER TUBO:
 DIN EN 853 1SN SAE 100 R1S
 DIN EN 857 1SC
 DIN EN 853 2SN SAE 100 R2S
 DIN EN 857 2SC
 SAE 100 R17
 SAE 100 R16-S
 1 SN-K Eccede DIN EN 857 1SC
 2 SN-K Eccede DIN EN 857 2SC
 *Flangia Komatsu

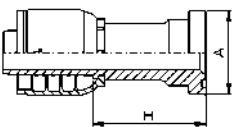


HXFP

SFS - SAE FLANGE CODE 62 6000 PSI
SFS - SAE FLANGIA CODE 62 6000 PSI

Norm - Norma: SAE J518

Code Codice	Hose Tubo		Flange Flangia	Dimensions Dimensioni		
	Inch/Pollici	DN(mm)		H	A	WPbar
HX0808FP	1/2"	12,5	1/2"	47	31,8	280
HX0812FP	1/2"	12,5	3/4"	47	41,3	280
HX1008FP	5/8"	16	1/2"	48	31,8	280
HX1012FP	5/8"	16	3/4"	48	41,3	280
HX1208FP	3/4"	19	1/2"	50	31,8	280
HX1212FP	3/4"	19	3/4"	58	41,3	280
HX1216FP	3/4"	19	1"	58	47,6	280
HX1612FP	1"	25	3/4"	60	41,3	210
HX1616FP	1"	25	1"	64	47,6	210
HX1620FP	1"	25	1 1/4"	64	54	210



notes

FOR HOSE:
DIN EN 853 1SN SAE 100 R1S
DIN EN 857 1SC
DIN EN 853 2SN SAE 100 R2S
DIN EN 857 2SC
SAE 100 R17
SAE 100 R16-S
1 SN-K Exceed DIN EN 857 1SC
2 SN-K Exceed DIN EN 857 2SC

PER TUBO:
DIN EN 853 1SN SAE 100 R1S
DIN EN 857 1SC
DIN EN 853 2SN SAE 100 R2S
DIN EN 857 2SC
SAE 100 R17
SAE 100 R16-S
1 SN-K Eccede DIN EN 857 1SC
2 SN-K Eccede DIN EN 857 2SC

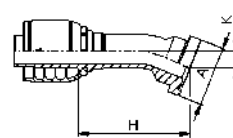


HXFP22

SFS 22,5° - SAE FLANGE 22,5° CODE 62 6000 PSI
SFS 22,5° - SAE FLANGIA 22,5° CODE 62 6000 PSI

Norm - Norma: SAE J518

Code Codice	Hose Tubo		Flange Flangia	Dimensions Dimensioni			
	Inch/Pollici	DN(mm)		H	A	K	WPbar
HX0808FP22	1/2"	12,5	1/2"	53	31,8	10	280
HX0812FP22	1/2"	12,5	3/4"	60	41,3	13	280
HX1212FP22	3/4"	19	3/4"	71	41,3	13	280
HX1216FP22	3/4"	19	1"	77	47,6	15	280
HX1616FP22	1"	25	1"	89	47,6	15	210
HX1620FP22	1"	25	1 1/4"	95	54	17	210



notes

FOR HOSE:
DIN EN 853 1SN SAE 100 R1S
DIN EN 857 1SC
DIN EN 853 2SN SAE 100 R2S
DIN EN 857 2SC
SAE 100 R17
SAE 100 R16-S
1 SN-K Exceed DIN EN 857 1SC
2 SN-K Exceed DIN EN 857 2SC

PER TUBO:
DIN EN 853 1SN SAE 100 R1S
DIN EN 857 1SC
DIN EN 853 2SN SAE 100 R2S
DIN EN 857 2SC
SAE 100 R17
SAE 100 R16-S
1 SN-K Eccede DIN EN 857 1SC
2 SN-K Eccede DIN EN 857 2SC



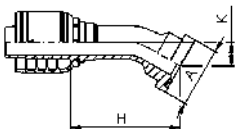
HXFP30

SFS 30° - SAE FLANGE 30° CODE 62 6000 PSI

SFS 30° - SAE FLANGIA 30° CODE 62 6000 PSI

Norm - Norma: SAE J518

Code Codice	Hose Tubo		Flange Flangia	Dimensions Dimensioni			
	Inch/Pollici	DN(mm)		H	A	K	WPbar
HX0808FP30	1/2"	12,5	1/2"	51	31,8	13	280
HX0812FP30	1/2"	12,5	3/4"	58	41,3	17	280
HX1212FP30	3/4"	19	3/4"	69	41,3	17	280
HX1216FP30	3/4"	19	1"	75	47,6	20	280
HX1616FP30	1"	25	1"	87	47,6	20	210
HX1620FP30	1"	25	1 1/4"	93	54	23	210



notes

FOR HOSE:
DIN EN 853 1SN SAE 100 R1S
DIN EN 857 1SC
DIN EN 853 2SN SAE 100 R2S
DIN EN 857 2SC
SAE 100 R17
SAE 100 R16-S
1 SN-K Exceed DIN EN 857 1SC
2 SN-K Exceed DIN EN 857 2SC

PER TUBO:
DIN EN 853 1SN SAE 100 R1S
DIN EN 857 1SC
DIN EN 853 2SN SAE 100 R2S
DIN EN 857 2SC
SAE 100 R17
SAE 100 R16-S
1 SN-K Eccede DIN EN 857 1SC
2 SN-K Eccede DIN EN 857 2SC



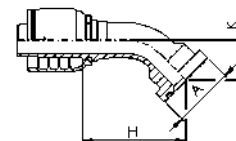
HXFP45

SFS 45° - SAE FLANGE 45° CODE 62 6000 PSI

SFS 45° - SAE FLANGIA 45° CODE 62 6000 PSI

Norm - Norma: SAE J518

Code Codice	Hose Tubo		Flange Flangia	Dimensions Dimensioni			
	Inch/Pollici	DN(mm)		H	A	K	WPbar
HX0808FP45	1/2"	12,5	1/2"	47	31,8	20	280
HX0812FP45	1/2"	12,5	3/4"	53	41,3	26	280
HX1008FP45	5/8"	16	1/2"	51	31,8	21	280
HX1012FP45	5/8"	16	3/4"	57	41,3	26	280
HX1208FP45	3/4"	19	1/2"	64	31,8	26	280
HX1212FP45	3/4"	19	3/4"	64	41,3	26	280
HX1216FP45	3/4"	19	1"	68	47,6	31	280
HX1612FP45	1"	25	3/4"	79	41,3	31	210
HX1616FP45	1"	25	1"	80	47,6	32	210
HX1620FP45	1"	25	1 1/4"	85	54	37	210



notes

FOR HOSE:
DIN EN 853 1SN SAE 100 R1S
DIN EN 857 1SC
DIN EN 853 2SN SAE 100 R2S
DIN EN 857 2SC
SAE 100 R17
SAE 100 R16-S
1 SN-K Exceed DIN EN 857 1SC
2 SN-K Exceed DIN EN 857 2SC

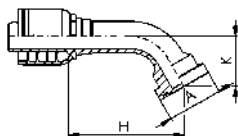
PER TUBO:
DIN EN 853 1SN SAE 100 R1S
DIN EN 857 1SC
DIN EN 853 2SN SAE 100 R2S
DIN EN 857 2SC
SAE 100 R17
SAE 100 R16-S
1 SN-K Eccede DIN EN 857 1SC
2 SN-K Eccede DIN EN 857 2SC

HXFP60

SFS 60° - SAE FLANGIA 60° CODE 62 6000 PSI
 SFS 60° - SAE FLANGIA 60° CODE 62 6000 PSI

Norm - Norma: SAE J518

Code Codice	Hose Tubo		Flange Flangia	Dimensions Dimensioni			
	Inch/Pollici	DN(mm)		H	A	K	WPbar
HX0808FP60	1/2"	12,5	1/2"	55	31,8	27	280
HX0812FP60	1/2"	12,5	3/4"	59	41,3	34	280
HX1212FP60	3/4"	19	3/4"	78	41,3	36	280
HX1216FP60	3/4"	19	1"	81	47,6	41	280
HX1616FP60	1"	25	1"	99	47,6	43	210
HX1620FP60	1"	25	1 1/4"	103	54	49	210



notes

FOR HOSE:
 DIN EN 853 1SN SAE 100 R1S
 DIN EN 857 1SC
 DIN EN 853 2SN SAE 100 R2S
 DIN EN 857 2SC
 SAE 100 R17
 SAE 100 R16-S
 1 SN-K Exceed DIN EN 857 1SC
 2 SN-K Exceed DIN EN 857 2SC

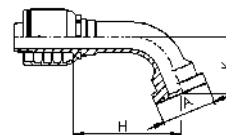
PER TUBO:
 DIN EN 853 1SN SAE 100 R1S
 DIN EN 857 1SC
 DIN EN 853 2SN SAE 100 R2S
 DIN EN 857 2SC
 SAE 100 R17
 SAE 100 R16-S
 1 SN-K Eccede DIN EN 857 1SC
 2 SN-K Eccede DIN EN 857 2SC

HXFP67

SFS 67,5° - SAE FLANGE 67,5° CODE 62 6000 PSI
 SFS 67,5° - SAE FLANGIA 67,5° CODE 62 6000 PSI

Norm - Norma: SAE J518

Code Codice	Hose Tubo		Flange Flangia	Dimensions Dimensioni			
	Inch/Pollici	DN(mm)		H	A	K	WPbar
HX0808FP67	1/2"	12,5	1/2"	51	31,8	31	280
HX0812FP67	1/2"	12,5	3/4"	54	41,3	38	280
HX1212FP67	3/4"	19	3/4"	73	41,3	41	280
HX1216FP67	3/4"	19	1"	75	47,6	46	280
HX1616FP67	1"	25	1"	93	47,6	49	210
HX1620FP67	1"	25	1 1/4"	96	54	56	210



notes

FOR HOSE:
 DIN EN 853 1SN SAE 100 R1S
 DIN EN 857 1SC
 DIN EN 853 2SN SAE 100 R2S
 DIN EN 857 2SC
 SAE 100 R17
 SAE 100 R16-S
 1 SN-K Exceed DIN EN 857 1SC
 2 SN-K Exceed DIN EN 857 2SC

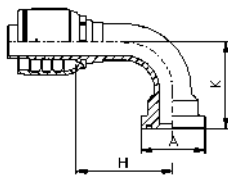
PER TUBO:
 DIN EN 853 1SN SAE 100 R1S
 DIN EN 857 1SC
 DIN EN 853 2SN SAE 100 R2S
 DIN EN 857 2SC
 SAE 100 R17
 SAE 100 R16-S
 1 SN-K Eccede DIN EN 857 1SC
 2 SN-K Eccede DIN EN 857 2SC

HXFP90

SFS 90° - SAE FLANGE 90° CODE 62 6000 PSI
 SFS 90° - SAE FLANGIA 90° CODE 62 6000 PSI

Norm - Norma: SAE J518

Code Codice	Hose Tubo		Flange Flangia	Dimensions Dimensioni			
	Inch/Pollici	DN(mm)		H	A	K	WPbar
HX0808FP90	1/2"	12,5	1/2"	38	31,8	40	280
HX0812FP90	1/2"	12,5	3/4"	38	41,3	47	280
HX1008FP90	5/8"	16	1/2"	45	31,8	42	280
HX1012FP90	5/8"	16	3/4"	45	41,3	50	280
HX1208FP90	3/4"	19	1/2"	55	31,8	54	280
HX1212FP90	3/4"	19	3/4"	55	41,3	54	280
HX1216FP90	3/4"	19	1"	55	47,6	60	280
HX1612FP90	1"	25	3/4"	70	41,3	65	210
HX1616FP90	1"	25	1"	70	47,6	66	210
HX1620FP90	1"	25	1 1/4"	70	54	73	210



notes

FOR HOSE:
 DIN EN 853 1SN SAE 100 R1S
 DIN EN 857 1SC
 DIN EN 853 2SN SAE 100 R2S
 DIN EN 857 2SC
 SAE 100 R17
 SAE 100 R16-S
 1 SN-K Exceed DIN EN 857 1SC
 2 SN-K Exceed DIN EN 857 2SC

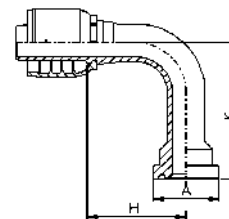
PER TUBO:
 DIN EN 853 1SN SAE 100 R1S
 DIN EN 857 1SC
 DIN EN 853 2SN SAE 100 R2S
 DIN EN 857 2SC
 SAE 100 R17
 SAE 100 R16-S
 1 SN-K Eccede DIN EN 857 1SC
 2 SN-K Eccede DIN EN 857 2SC

HXFP90K

SFS 90° - SAE FLANGE 90° CODE 62 6000 PSI LONG DROP
 SFS 90° - SAE FLANGIA 90° CODE 62 6000 PSI LUNGA

Norm - Norma: SAE J518

Code Codice	Hose Tubo		Flange Flangia	Dimensions Dimensioni			
	Inch/Pollici	DN(mm)		H	A	K	WPbar
HX1212FP90-K100	3/4"	19	3/4"	55	41,3	100	280
HX1216FP90-K140	3/4"	19	1"	55	47,6	140	280
HX1616FP90-K120	1"	25	1"	70	47,6	120	210



notes

FOR HOSE:
 DIN EN 853 1SN SAE 100 R1S
 DIN EN 857 1SC
 DIN EN 853 2SN SAE 100 R2S
 DIN EN 857 2SC
 SAE 100 R17
 SAE 100 R16-S
 1 SN-K Exceed DIN EN 857 1SC
 2 SN-K Exceed DIN EN 857 2SC

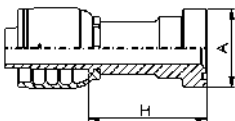
PER TUBO:
 DIN EN 853 1SN SAE 100 R1S
 DIN EN 857 1SC
 DIN EN 853 2SN SAE 100 R2S
 DIN EN 857 2SC
 SAE 100 R17
 SAE 100 R16-S
 1 SN-K Eccede DIN EN 857 1SC
 2 SN-K Eccede DIN EN 857 2SC



HXYP

SFC- SUPERCAT FLANGE
SFC- FLANGIA SUPERCAT

Code Codice	Hose Tubo		Flange Flangia	Dimensions Dimensioni		
	Inch/Pollici	DN(mm)		H	A	WPbar
HX1212YP	3/4"	19	3/4"	66	41,3	280
HX1216YP	3/4"	19	1"	68	47,6	280
HX1616YP	1"	25	1"	72	47,6	210
HX1620YP	1"	25	1 1/4"	75	54	210



notes

FOR HOSE:
DIN EN 853 1SN SAE 100 R1S
DIN EN 857 1SC
DIN EN 853 2SN SAE 100 R2S
DIN EN 857 2SC
SAE 100 R17
SAE 100 R16-S
1 SN-K Exceed DIN EN 857 1SC
2 SN-K Exceed DIN EN 857 2SC

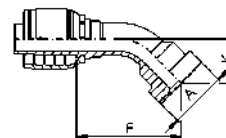
PER TUBO:
DIN EN 853 1SN SAE 100 R1S
DIN EN 857 1SC
DIN EN 853 2SN SAE 100 R2S
DIN EN 857 2SC
SAE 100 R17
SAE 100 R16-S
1 SN-K Eccede DIN EN 857 1SC
2 SN-K Eccede DIN EN 857 2SC



HXYP45

SFC 45°- SUPERCAT FLANGE 45°
SFC 45°- FLANGIA 45° SUPERCAT

Code Codice	Hose Tubo		Flange Flangia	Dimensions Dimensioni			
	Inch/Pollici	DN(mm)		H	A	K	WPbar
HX1212YP45	3/4"	19	3/4"	71	41,3	34	280
HX1216YP45	3/4"	19	1"	74	47,6	36	280
HX1616YP45	1"	25	1"	86	47,6	37	210
HX1620YP45	1"	25	1 1/4"	88	54	38	210



notes

FOR HOSE:
DIN EN 853 1SN SAE 100 R1S
DIN EN 857 1SC
DIN EN 853 2SN SAE 100 R2S
DIN EN 857 2SC
SAE 100 R17
SAE 100 R16-S
1 SN-K Exceed DIN EN 857 1SC
2 SN-K Exceed DIN EN 857 2SC

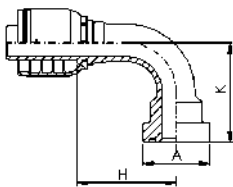
PER TUBO:
DIN EN 853 1SN SAE 100 R1S
DIN EN 857 1SC
DIN EN 853 2SN SAE 100 R2S
DIN EN 857 2SC
SAE 100 R17
SAE 100 R16-S
1 SN-K Eccede DIN EN 857 1SC
2 SN-K Eccede DIN EN 857 2SC

HXYP90

SFC 90° - SUPERCAT FLANGE 90°
SFC 90° - FLANGIA 90° SUPERCAT



Code Codice	Hose Tubo		Flange Flangia	Dimensions Dimensioni			
	Inch/Pollici	DN(mm)		H	A	K	WPbar
HX1212YP90	3/4"	19	3/4"	55	41,3	64	280
HX1216YP90	3/4"	19	1"	55	47,6	67	280
HX1616YP90	1"	25	1"	71	47,6	73	210
HX1620YP90	1"	25	1 1/4"	71	54	75	210



notes

FOR HOSE:
DIN EN 853 1SN SAE 100 R1S
DIN EN 857 1SC
DIN EN 853 2SN SAE 100 R2S
DIN EN 857 2SC
SAE 100 R17
SAE 100 R16-S
1 SN-K Exceed DIN EN 857 1SC
2 SN-K Exceed DIN EN 857 2SC

PER TUBO:
DIN EN 853 1SN SAE 100 R1S
DIN EN 857 1SC
DIN EN 853 2SN SAE 100 R2S
DIN EN 857 2SC
SAE 100 R17
SAE 100 R16-S
1 SN-K Eccede DIN EN 857 1SC
2 SN-K Eccede DIN EN 857 2SC

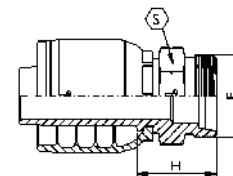


HXMML

CEL - METRIC MALE, 24° CONE, LIGHT
CEL - MASCHIO METRICO, CONO 24°, SERIE LEGGERA

Thread - Filetto: METRIC
Norm - Norma: DIN 3861

Code Codice	Thread Filetto	Hose Tubo		StandPipe Codolo	Dimensions Dimensioni		
		Inch/Pollici	DN(mm)		mm	S	H
HX04MM6L	M12x1,5	1/4"	6,3	6	12	21	280
HX04MM8L	M14x1,5	1/4"	6,3	8	14	21	280
HX04MM10L	M16x1,5	1/4"	6,3	10	17	23	280
HX04MM12L	M18x1,5	1/4"	6,3	12	19	23	280
HX05MM10L	M16x1,5	5/16"	8	10	17	23	280
HX05MM12L	M18x1,5	5/16"	8	12	19	23	280
HX06MM10L	M16x1,5	3/8"	10	10	17	23	280
HX06MM12L	M18x1,5	3/8"	10	12	19	23	280
HX06MM15L	M22x1,5	3/8"	10	15	22	25	280
HX08MM12L	M22x1,5	1/2"	12,5	15	22	26	280
HX08MM15L	M22x1,5	1/2"	12,5	15	22	26	280
HX08MM18L	M26x1,5	1/2"	12,5	18	27	28	210
HX10MM18L	M26x1,5	5/8"	16	18	27	28	210
HX10MM22L	M30x2	5/8"	16	22	30	30	210
HX12MM18L	M26x1,5	3/4"	19	18	27	29	210
HX12MM22L	M30x2	3/4"	19	22	30	31	210
HX16MM28L	M36x2	1"	25	28	36	35	165



notes

FOR HOSE:
DIN EN 853 1SN SAE 100 R1S
DIN EN 857 1SC
DIN EN 853 2SN SAE 100 R2S
DIN EN 857 2SC
SAE 100 R17
SAE 100 R16-S
1 SN-K Exceed DIN EN 857 1SC
2 SN-K Exceed DIN EN 857 2SC

PER TUBO:
DIN EN 853 1SN SAE 100 R1S
DIN EN 857 1SC
DIN EN 853 2SN SAE 100 R2S
DIN EN 857 2SC
SAE 100 R17
SAE 100 R16-S
1 SN-K Eccede DIN EN 857 1SC
2 SN-K Eccede DIN EN 857 2SC

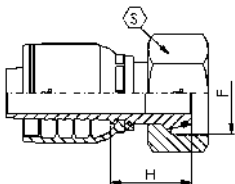


HXFOSL

DKOL - METRIC O'RING FEMALE, 24° CONE, LIGHT
 DKOL - FEMMINA METRICA O'RING, CONO 24°, SERIE LEGGERA

Thread - Filetto: METRIC
 Norm - Norma: DIN 3865

Code Codice	Thread Filetto	Hose Tubo		StandPipe Codolo	Dimensions Dimensioni			
		Inch/Pollici	DN(mm)		mm	S	H	O-ring
HX04FOS6L*	M12x1,5	1/4"	6,3	6	15	23	5x1	280
HX04FOS8L	M14x1,5	1/4"	6,3	8	17	22	6x1,5	280
HX04FOS10L	M16x1,5	1/4"	6,3	10	19	24	7,5x1,5	280
HX04FOS12L	M18x1,5	1/4"	6,3	12	22	24	9x1,5	280
HX05FOS10L	M16x1,5	5/16"	8	10	19	24	7,5x1,5	280
HX05FOS12L	M18x1,5	5/16"	8	12	22	24	9x1,5	280
HX06FOS10L*	M16x1,5	3/8"	10	10	19	23	7,5x1,5	280
HX06FOS12L	M18x1,5	3/8"	10	12	22	24	9x1,5	280
HX06FOS15L	M22x1,5	3/8"	10	15	27	24,5	12x2	280
HX08FOS12L	M18x1,5	1/2"	12,5	12	22	28	9x1,5	280
HX08FOS15L	M22x1,5	1/2"	12,5	15	27	25	12x2	280
HX08FOS18L	M26x1,5	1/2"	12,5	18	32	26	15x2	210
HX10FOS15L	M22x1,5	5/8"	16	15	27	35	12x2	210
HX10FOS18L	M26x1,5	5/8"	16	18	32	27	15x2	210
HX10FOS22L	M30x2	5/8"	16	22	36	28	20x2	210
HX12FOS18LP*	M26x1,5	3/4"	19	18	32	34	15x2	210
HX12FOS22L	M30x2	3/4"	19	22	36	31	20x2	210
HX12FOS28L	M36x2	3/4"	19	28	41	31,5	26x2	210
HX16FOS28L	M36x2	1"	25	28	41	32	26x2	165



notes

*CRIMPED NUT
 FOR HOSE:
 DIN EN 853 1SN SAE 100 R1S
 DIN EN 857 1SC
 DIN EN 853 2SN SAE 100 R2S
 DIN EN 857 2SC
 SAE 100 R17
 SAE 100 R16-S
 1 SN-K Exceed DIN EN 857 1SC
 2 SN-K Exceed DIN EN 857 2SC

*DADO PINZATO
PER TUBO:
 DIN EN 853 1SN SAE 100 R1S
 DIN EN 857 1SC
 DIN EN 853 2SN SAE 100 R2S
 DIN EN 857 2SC
 SAE 100 R17
 SAE 100 R16-S
 1 SN-K Eccede DIN EN 857 1SC
 2 SN-K Eccede DIN EN 857 2SC

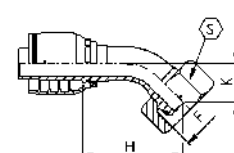


HXFOSL45

DKOL 45° - METRIC O'RING FEMALE 45°, 24° CONE, LIGHT
 DKOL 45° - FEMMINA 45° METRICA O'RING, CONO 24°, SERIE LEGGERA

Thread - Filetto: METRIC
 Norm - Norma: DIN 3865

Code Codice	Thread Filetto	Hose Tubo		Standpipe Codolo	Dimensions Dimensioni				
		Inch	DN (mm)		mm	S	H	K	O-ring
HX04FOS6L45*	M12x1,5	1/4"	6,3	6	15	35	14	5x1	280
HX04FOS8L45	M14x1,5	1/4"	6,3	8	17	36	14	6x1,5	280
HX04FOS10L45	M16x1,5	1/4"	6,3	10	19	38	16	7,5x1,5	280
HX04FOS12L45	M18x1,5	1/4"	6,3	12	22	39	17	9x1,5	280
HX05FOS10L45	M16x1,5	5/16"	8	10	19	39	17	7,5x1,5	280
HX05FOS12L45	M18x1,5	5/16"	8	12	22	39	18	9x1,5	280
HX06FOS10L45*	M16x1,5	3/8"	10	10	19	39	16	7,5x1,5	280
HX06FOS12L45	M18x1,5	3/8"	10	12	22	40	18	9x1,5	280
HX06FOS15L45	M22x1,5	3/8"	10	15	27	42	19	12x2	280
HX08FOS15L45	M22x1,5	1/2"	12,5	15	27	46	19	12x2	280
HX08FOS18L45	M26x1,5	1/2"	12,5	18	32	47	21	15x2	210
HX10FOS18L45	M26x1,5	5/8"	16	18	32	53	22	15x2	210
HX10FOS22L45	M30x2	5/8"	16	22	36	54	23	20x2	210
HX12FOS18LP45*	M26x1,5	3/4"	19	18	32	66	29	15x2	210
HX12FOS22L45	M30x2	3/4"	19	22	36	62	25	20x2	210
HX16FOS28L45	M36x2	1"	25	28	41	80	31	26x2	165



notes

*CRIMPED NUT
 FOR HOSE:
 DIN EN 853 1SN SAE 100 R1S
 DIN EN 857 1SC
 DIN EN 853 2SN SAE 100 R2S
 DIN EN 857 2SC
 SAE 100 R17
 SAE 100 R16-S
 1 SN-K Exceed DIN EN 857 1SC
 2 SN-K Exceed DIN EN 857 2SC

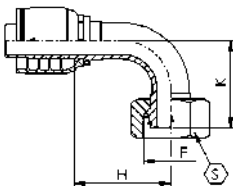
*DADO PINZATO
PER TUBO:
 DIN EN 853 1SN SAE 100 R1S
 DIN EN 857 1SC
 DIN EN 853 2SN SAE 100 R2S
 DIN EN 857 2SC
 SAE 100 R17
 SAE 100 R16-S
 1 SN-K Eccede DIN EN 857 1SC
 2 SN-K Eccede DIN EN 857 2SC

HXFOSL90

DKOL 90° - METRIC O'RING FEMALE 90°, 24° CONE, LIGHT
 DKOL 90° - FEMMINA 90° METRICA O'RING, CONO 24°, SERIE LEGGERA

Thread - Filetto: METRIC
 Norm - Norma: DIN 3865

Code Codice	Thread Filetto	Hose Tubo		Standpipe Codolo	Dimensions Dimensioni				
		Inch	DN (mm)		mm	S	H	K	O-ring
HX04FOS6L90*	M12x1,5	1/4"	6,3	6	15	26	26	5x1	280
HX04FOS8L90	M14x1,5	1/4"	6,3	8	17	29	29	6x1,5	280
HX04FOS10L90	M16x1,5	1/4"	6,3	10	19	29	30	7,5x1,5	280
HX04FOS12L90	M18x1,5	1/4"	6,3	12	22	29	32	9x1,5	280
HX05FOS10L90	M16x1,5	5/16"	8	10	19	31	33	7,5x1,5	280
HX05FOS12L90	M18x1,5	5/16"	8	12	22	28	32	9x1,5	280
HX06FOS10L90*	M16x1,5	3/8"	10	10	19	31	31	7,5x1,5	280
HX06FOS12L90	M18x1,5	3/8"	10	12	22	31	33	9x1,5	280
HX06FOS15L90	M22x1,5	3/8"	10	15	27	31	35	12x2	280
HX08FOS15L90	M22x1,5	1/2"	12,5	15	27	37	38	12x2	280
HX08FOS18L90	M26x1,5	1/2"	12,5	18	32	37	40	15x2	210
HX10FOS18L90	M26x1,5	5/8"	16	18	32	44	45	15x2	210
HX10FOS22L90	M30x2	5/8"	16	22	36	44	47	20x2	210
HX12FOS18LP90*	M26x1,5	3/4"	19	18	32	54	57	15x2	210
HX12FOS22L90	M30x2	3/4"	19	22	36	54	52	20x2	210
HX16FOS28L90	M36x2	1"	25	28	41	70	66	26x2	165



notes

*CRIMPED NUT
 FOR HOSE:
 DIN EN 853 1SN SAE 100 R1S
 DIN EN 857 1SC
 DIN EN 853 2SN SAE 100 R2S
 DIN EN 857 2SC
 SAE 100 R17
 SAE 100 R16-S
 1 SN-K Exceed DIN EN 857 1SC
 2 SN-K Exceed DIN EN 857 2SC

*DADO PINZATO
PER TUBO:
 DIN EN 853 1SN SAE 100 R1S
 DIN EN 857 1SC
 DIN EN 853 2SN SAE 100 R2S
 DIN EN 857 2SC
 SAE 100 R17
 SAE 100 R16-S
 1 SN-K Eccede DIN EN 857 1SC
 2 SN-K Eccede DIN EN 857 2SC

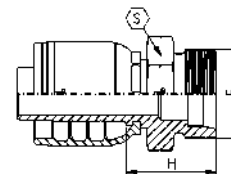


HXMMS

CES - METRIC MALE, 24° CONE, HEAVY
 CES - MASCHIO METRICO, CONO 24°, SERIE PESANTE

Thread - Filetto: METRIC
 Norm - Norma: DIN 3861

Code Codice	Thread Filetto	Hose Tubo		StandPipe Codolo	Dimensions Dimensioni		
		Inch/Pollici	DN(mm)		mm	S	H
HX04MM6S	M14x1,5	1/4"	6,3	6	14	23	400
HX04MM8S	M16x1,5	1/4"	6,3	8	17	23	400
HX04MM10S	M18x1,5	1/4"	6,3	10	19	24	400
HX04MM12S	M20x1,5	1/4"	6,3	12	22	25	400
HX05MM10S	M18x1,5	5/16"	8	10	19	24	350
HX05MM12S	M20x1,5	5/16"	8	12	22	25	350
HX06MM10S	M18x1,5	3/8"	10	10	19	24	330
HX06MM12S	M20x1,5	3/8"	10	12	22	25	330
HX06MM14S	M22x1,5	3/8"	10	14	22	27	330
HX08MM14S	M22x1,5	1/2"	12,5	14	22	28	280
HX08MM16S	M24x1,5	1/2"	12,5	16	24	29	280
HX10MM20S	M30x2	5/8"	16	20	30	32	280
HX12MM20S	M30x2	3/4"	19	20	30	33	280
HX12MM25S	M36x2	3/4"	19	25	36	37	280
HX16MM25S	M36x2	1"	25	25	36	39	210
HX16MM30S	M42x2	1"	25	30	46	43	210



notes

FOR HOSE:
 DIN EN 853 1SN SAE 100 R1S
 DIN EN 857 1SC
 DIN EN 853 2SN SAE 100 R2S
 DIN EN 857 2SC
 SAE 100 R17
 SAE 100 R16-S
 1 SN-K Exceed DIN EN 857 1SC
 2 SN-K Exceed DIN EN 857 2SC

PER TUBO:
 DIN EN 853 1SN SAE 100 R1S
 DIN EN 857 1SC
 DIN EN 853 2SN SAE 100 R2S
 DIN EN 857 2SC
 SAE 100 R17
 SAE 100 R16-S
 1 SN-K Eccede DIN EN 857 1SC
 2 SN-K Eccede DIN EN 857 2SC

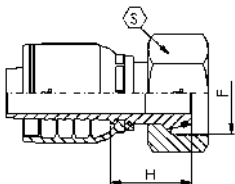


HXFOSS

DKOS - METRIC O'RING FEMALE, 24° CONE, HEAVY
 DKOS - FEMMINA METRICA O'RING, CONO24°, SERIE PESANTE

Thread - Filetto: METRIC
 Norm - Norma: DIN 3865

Code Codice	Thread Filetto	Hose Tubo		StandPipe Codolo	Dimensions Dimensioni			
		Inch/Pollici	DN(mm)		mm	S	H	O-ring
HX04FOS6S*	M14x1,5	1/4"	6,3	6	17	23	5x1	400
HX04FOS8S	M16x1,5	1/4"	6,3	8	19	22	6x1,5	400
HX04FOS10S	M18x1,5	1/4"	6,3	10	22	24	7,5x1,5	400
HX04FOS12S	M20x1,5	1/4"	6,3	12	24	24	9x1,5	400
HX05FOS10S	M18x1,5	5/16"	8	10	22	24	7,5x1,5	350
HX05FOS12S	M20x1,5	5/16"	8	12	24	24	9x1,5	350
HX06FOS10S*	M18x1,5	3/8"	10	10	22	25	7,5x1,5	330
HX06FOS12S	M20x1,5	3/8"	10	12	24	24	9x1,5	330
HX06FOS14S	M22x1,5	3/8"	10	14	27	28	10x2	330
HX08FOS14S	M22x1,5	1/2"	12,5	14	27	28	10x2	280
HX08FOS16S	M24x1,5	1/2"	12,5	16	30	29	12x2	280
HX10FOS16S	M24x1,5	5/8"	16	16	30	35	12x2	280
HX10FOS20S	M30x2	5/8"	16	20	36	33	16,3x2,4	280
HX12FOS20S	M30x2	3/4"	19	20	36	36	16,3x2,4	280
HX12FOS25S	M36x2	3/4"	19	25	46	38	20,3x2,4	280
HX16FOS25S	M36x2	1"	25	25	46	40	22x2	210
HX16FOS30S	M42x2	1"	25	30	50	40	25,3x2,4	210



notes

*CRIMPED NUT
 FOR HOSE:
 DIN EN 853 1SN SAE 100 R1S
 DIN EN 857 1SC
 DIN EN 853 2SN SAE 100 R2S
 DIN EN 857 2SC
 SAE 100 R17
 SAE 100 R16-S
 1 SN-K Exceed DIN EN 857 1SC
 2 SN-K Exceed DIN EN 857 2SC

*DADO PINZATO
PER TUBO:
 DIN EN 853 1SN SAE 100 R1S
 DIN EN 857 1SC
 DIN EN 853 2SN SAE 100 R2S
 DIN EN 857 2SC
 SAE 100 R17
 SAE 100 R16-S
 1 SN-K Eccede DIN EN 857 1SC
 2 SN-K Eccede DIN EN 857 2SC

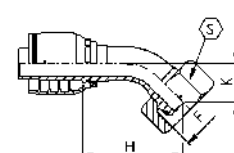


HXFOSS45

DKOS 45° - METRIC O'RING FEMALE 45°, 24° CONE, HEAVY
 DKOS 45° - FEMMINA 45° METRICA O'RING, CONO 24°, SERIE PESANTE

Thread - Filetto: METRIC
 Norm - Norma: DIN 3865

Code Codice	Thread Filetto	Hose Tubo		Standpipe Codolo	Dimensions Dimensioni				
		Inch	DN (mm)		mm	S	H	K	O-ring
HX04FOS6S45*	M14x1,5	1/4"	6,3	6	17	35	14	5x1	400
HX04FOS8S45	M16x1,5	1/4"	6,3	8	19	36	14	6x1,5	400
HX04FOS10S45	M18x1,5	1/4"	6,3	10	22	38	16	7,5x1,5	400
HX04FOS12S45	M20x1,5	1/4"	6,3	12	24	39	17	9x1,5	400
HX05FOS10S45	M18x1,5	5/16"	8	10	22	39	17	7,5x1,5	350
HX05FOS12S45	M20x1,5	5/16"	8	12	24	39	18	9x1,5	350
HX06FOS10S45*	M18x1,5	3/8"	10	10	22	40	17	7,5x1,5	330
HX06FOS12S45	M20x1,5	3/8"	10	12	24	40	18	9x1,5	330
HX06FOS14S45	M22x1,5	3/8"	10	14	27	42	19	10x2	330
HX08FOS14S45	M22x1,5	1/2"	12,5	14	27	46	20	10x2	280
HX08FOS16S45	M24x1,5	1/2"	12,5	16	30	47	21	12x2	280
HX10FOS20S45	M30x2	5/8"	16	20	36	56	25	16,3x2,4	280
HX12FOS20S45	M30x2	3/4"	19	20	36	64	27	16,3x2,4	280
HX12FOS25S45	M36x2	3/4"	19	25	46	64	28	20,3x2,4	280
HX16FOS25S45	M36x2	1"	25	25	46	82	34	22x2	210
HX16FOS30S45	M42x2	1"	25	30	50	80	31	25,3x2,4	210



notes

*CRIMPED NUT
 FOR HOSE:
 DIN EN 853 1SN SAE 100 R1S
 DIN EN 857 1SC
 DIN EN 853 2SN SAE 100 R2S
 DIN EN 857 2SC
 SAE 100 R17
 SAE 100 R16-S
 1 SN-K Exceed DIN EN 857 1SC
 2 SN-K Exceed DIN EN 857 2SC

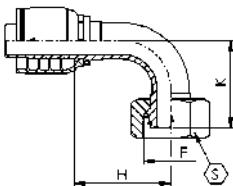
*DADO PINZATO
PER TUBO:
 DIN EN 853 1SN SAE 100 R1S
 DIN EN 857 1SC
 DIN EN 853 2SN SAE 100 R2S
 DIN EN 857 2SC
 SAE 100 R17
 SAE 100 R16-S
 1 SN-K Eccede DIN EN 857 1SC
 2 SN-K Eccede DIN EN 857 2SC

HXFOSS90

DKOS 90° - METRIC O'RING FEMALE 90°, 24° CONE, HEAVY
 DKOS 90° - FEMMINA 90° METRICA O'RING, CONO 24°, SERIE PESANTE

Thread - Filetto: METRIC
 Norm - Norma: DIN 3865

Code Codice	Thread Filetto	Hose Tubo		Standpipe Codolo	Dimensions Dimensioni				
		Inch	DN (mm)		mm	S	H	K	O-ring
HX04FOS6S90*	M14x1,5	1/4"	6,3	6	17	25	26	5x1	400
HX04FOS8S90	M16x1,5	1/4"	6,3	8	19	29	29	6x1,5	400
HX04FOS10S90	M18x1,5	1/4"	6,3	10	22	29	30	7,5x1,5	400
HX04FOS12S90	M20x1,5	1/4"	6,3	12	24	29	32	9x1,5	400
HX05FOS10S90	M18x1,5	5/16"	8	10	22	31	33	7,5x1,5	350
HX05FOS12S90	M20x1,5	5/16"	8	12	24	28	32	9x1,5	350
HX06FOS10S90*	M18x1,5	3/8"	10	10	22	30	33	7,5x1,5	330
HX06FOS12S90	M20x1,5	3/8"	10	12	24	31	33	9x1,5	330
HX06FOS14S90	M22x1,5	3/8"	10	14	27	34	37	10x2	330
HX08FOS14S90	M22x1,5	1/2"	12,5	14	27	39	41	10x2	280
HX08FOS16S90	M24x1,5	1/2"	12,5	16	30	39	42	12x2	280
HX10FOS16S90	M24x1,5	5/8"	16	16	30	45,5	59,5	12x2	280
HX10FOS20S90	M30x2	5/8"	16	20	36	44	49	16,3x2,4	280
HX12FOS20S90	M30x2	3/4"	19	20	36	54	55	16,3x2,4	280
HX12FOS25S90	M36x2	3/4"	19	25	46	54	57	20,3x2,4	280
HX16FOS25S90	M36x2	1"	25	25	46	70	70	22x2	210
HX16FOS30S90	M42x2	1"	25	30	50	70	66	25,3x2,4	210



notes

*CRIMPED NUT
 FOR HOSE:
 DIN EN 853 1SN SAE 100 R1S
 DIN EN 857 1SC
 DIN EN 853 2SN SAE 100 R2S
 DIN EN 857 2SC
 SAE 100 R17
 SAE 100 R16-S
 1 SN-K Exceed DIN EN 857 1SC
 2 SN-K Exceed DIN EN 857 2SC

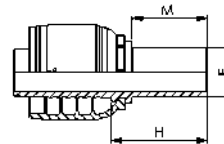
*DADO PINZATO
PER TUBO:
 DIN EN 853 1SN SAE 100 R1S
 DIN EN 857 1SC
 DIN EN 853 2SN SAE 100 R2S
 DIN EN 857 2SC
 SAE 100 R17
 SAE 100 R16-S
 1 SN-K Exceed DIN EN 857 1SC
 2 SN-K Exceed DIN EN 857 2SC



HXET

METRIC STANDPIPE
 FEMMINA METRICA TUBOLARE

Code Codice	Hose Tubo		Standpipe Codolo (E)	Dimensions (mm) Dimensioni (mm)		
	Inch/Pollici	DN(mm)		mm	H	M
HX0406ET	1/4"	6,3	6	27,5	21	280
HX0408ET	1/4"	6,3	8	29,5	23	400
HX0410ET	1/4"	6,3	10	31,5	25	400
HX0412ET	1/4"	6,3	12	32	25	400
HX0508ET	5/16"	8	8	30	23	350
HX0510ET	5/16"	8	10	31,5	25	350
HX0512ET	5/16"	8	12	31,5	25	350
HX0610ET	3/8"	10	10	28,5	22	330
HX0612ET	3/8"	10	12	31,5	25	330
HX0614ET	3/8"	10	14	34,5	28	330
HX0615ET	3/8"	10	15	30,5	24	280
HX0812ET	1/2"	12,5	12	32,5	25	280
HX0814ET	1/2"	12,5	14	35,5	28	280
HX0815ET	1/2"	12,5	15	31,5	24	280
HX0816ET	1/2"	12,5	16	36,5	29	280
HX0818ET	1/2"	12,5	18	33,5	26	210
HX1016ET	5/8"	16	16	36,5	29	280
HX1018ET	5/8"	16	18	33,5	26	210
HX1020ET	5/8"	16	20	42,5	35	280
HX1022ET	5/8"	16	22	35,5	28	210
HX1218ET	3/4"	19	18	35	26	210
HX1220ET	3/4"	19	20	44	35	280
HX1222ET	3/4"	19	22	37	28	210
HX1225ET	3/4"	19	25	48	39	280
HX1625ET	1"	25	25	49,5	39	210
HX1628ET	1"	25	28	39,5	29	165
HX1630ET	1"	25	30	53,5	43	210



notes

FOR HOSE:
 DIN EN 853 1SN SAE 100 R1S
 DIN EN 857 1SC
 DIN EN 853 2SN SAE 100 R2S
 DIN EN 857 2SC
 SAE 100 R17
 SAE 100 R16-S
 1 SN-K Exceed DIN EN 857 1SC
 2 SN-K Exceed DIN EN 857 2SC

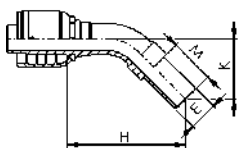
PER TUBO:
 DIN EN 853 1SN SAE 100 R1S
 DIN EN 857 1SC
 DIN EN 853 2SN SAE 100 R2S
 DIN EN 857 2SC
 SAE 100 R17
 SAE 100 R16-S
 1 SN-K Exceed DIN EN 857 1SC
 2 SN-K Exceed DIN EN 857 2SC

HXET45

METRIC STANDPIPE 45°
FEMMINA METRICA TUBOLARE 45°



Code Codice	Hose Tubo		Standpipe Codolo (E)	Dimensions (mm) Dimensioni (mm)			
	Inch/Pollici	DN(mm)		mm	H	K	M
HX0406ET45	1/4"	6,3	6	44	24	21	280
HX0408ET45	1/4"	6,3	8	44	24	23	400
HX0410ET45	1/4"	6,3	10	46	25	25	400
HX0412ET45	1/4"	6,3	12	47	26	25	400
HX0510ET45	5/16"	8	10	48	26	25	350
HX0512ET45	5/16"	8	12	48	26	25	350
HX0610ET45	3/8"	10	10	49	26	22	330
HX0612ET45	3/8"	10	12	50	27	25	330
HX0614ET45	3/8"	10	14	52	29	28	330
HX0615ET45	3/8"	10	15	49	26	24	280
HX0812ET45	1/2"	12,5	12	57	30	25	280
HX0814ET45	1/2"	12,5	14	58	31	28	280
HX0815ET45	1/2"	12,5	15	55	28	24	280
HX0816ET45	1/2"	12,5	16	58	32	29	280
HX0818ET45	1/2"	12,5	18	56	30	26	210
HX1018ET45	5/8"	16	18	62	31	26	210
HX1020ET45	5/8"	16	20	68	37	35	280
HX1022ET45	5/8"	16	22	61	30	28	210
HX1218ET45	3/4"	19	18	76	38	26	210
HX1220ET45	3/4"	19	20	76	39	35	280
HX1222ET45	3/4"	19	22	71	34	28	210
HX1225ET45	3/4"	19	25	79	41	39	280
HX1625ET45	1"	25	25	101	52	39	210
HX1628ET45	1"	25	28	94	45	29	165
HX1630ET45	1"	25	30	97	48	43	210



notes

FOR HOSE:
DIN EN 853 1SN SAE 100 R1S
DIN EN 857 1SC
DIN EN 853 2SN SAE 100 R2S
DIN EN 857 2SC
SAE 100 R17
SAE 100 R16-S
1 SN-K Exceed DIN EN 857 1SC
2 SN-K Exceed DIN EN 857 2SC

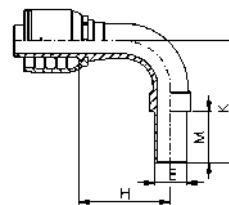
PER TUBO:
DIN EN 853 1SN SAE 100 R1S
DIN EN 857 1SC
DIN EN 853 2SN SAE 100 R2S
DIN EN 857 2SC
SAE 100 R17
SAE 100 R16-S
1 SN-K Exceed DIN EN 857 1SC
2 SN-K Exceed DIN EN 857 2SC

HXET90

METRIC STANDPIPE 90°
FEMMINA METRICA TUBOLARE 90°



Code Codice	Hose Tubo		Standpipe Codolo (E)	Dimensions (mm) Dimensioni (mm)			
	Inch/Pollici	DN(mm)		mm	H	K	M
HX0406ET90	1/4"	6,3	6	26	39	21	280
HX0408ET90	1/4"	6,3	8	26	39	23	400
HX0410ET90	1/4"	6,3	10	26	41	25	400
HX0412ET90	1/4"	6,3	12	26	43	25	400
HX0510ET90	5/16"	8	10	28	44	25	350
HX0512ET90	5/16"	8	12	28	44	25	350
HX0610ET90	3/8"	10	10	31	45	22	330
HX0612ET90	3/8"	10	12	31	46	25	330
HX0614ET90	3/8"	10	14	31	49	28	330
HX0615ET90	3/8"	10	15	31	45	24	280
HX0812ET90	1/2"	12,5	12	38	54	25	280
HX0814ET90	1/2"	12,5	14	38	55	28	280
HX0815ET90	1/2"	12,5	15	38	51	24	280
HX0816ET90	1/2"	12,5	16	38	56	29	280
HX0818ET90	1/2"	12,5	18	38	53	26	210
HX1018ET90	5/8"	16	18	45	57	26	210
HX1020ET90	5/8"	16	20	45	66	35	280
HX1022ET90	5/8"	16	22	45	56	28	210
HX1218ET90	3/4"	19	18	54	70	26	210
HX1220ET90	3/4"	19	20	54	70	35	280
HX1222ET90	3/4"	19	22	54	64	28	210
HX1225ET90	3/4"	19	25	54	75	39	280
HX1625ET90	1"	25	25	70	96	39	210
HX1628ET90	1"	25	28	70	86	29	165
HX1630ET90	1"	25	30	70	90	43	210



notes

FOR HOSE:
DIN EN 853 1SN SAE 100 R1S
DIN EN 857 1SC
DIN EN 853 2SN SAE 100 R2S
DIN EN 857 2SC
SAE 100 R17
SAE 100 R16-S
1 SN-K Exceed DIN EN 857 1SC
2 SN-K Exceed DIN EN 857 2SC

PER TUBO:
DIN EN 853 1SN SAE 100 R1S
DIN EN 857 1SC
DIN EN 853 2SN SAE 100 R2S
DIN EN 857 2SC
SAE 100 R17
SAE 100 R16-S
1 SN-K Exceed DIN EN 857 1SC
2 SN-K Exceed DIN EN 857 2SC

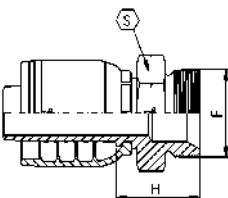


HXMW

AGM - METRIC MALE, 60° CONE
 AGM - MASCHIO METRICO, CONO 60°

Thread - Filetto: METRIC
 Norm - Norma: DIN 3861


Code Codice	Thread Filetto	Hose Tubo		Dimensions Dimensioni		
		Inch/Pollici	DN(mm)	S	H	WPbar
HX04MW10C	M10x1	1/4"	6,3	14	19	280
HX04MW12A	M12x1,5	1/4"	6,3	17	24	280
HX04MW14A	M14x1,5	1/4"	6,3	19	24	280
HX04MW16A	M16x1,5	1/4"	6,3	22	25	280
HX04MW18A	M18x1,5	1/4"	6,3	24	26	280
HX05MW14A	M14x1,5	5/16"	8	19	24	280
HX05MW16A	M16x1,5	5/16"	8	22	25	280
HX05MW18A	M18x1,5	5/16"	8	24	26	280
HX06MW14A	M14x1,5	3/8"	10	19	24	280
HX06MW16A	M16x1,5	3/8"	10	22	25	280
HX06MW18A	M18x1,5	3/8"	10	24	26	280
HX06MW20A	M20x1,5	3/8"	10	27	29	280
HX06MW22A	M22x1,5	3/8"	10	27	29	280
HX08MW18A	M18x1,5	1/2"	12,5	24	27	280
HX08MW20A	M20x1,5	1/2"	12,5	27	30	280
HX08MW22A	M22x1,5	1/2"	12,5	27	30	280
HX08MW24A	M24x1,5	1/2"	12,5	30	30	280
HX08MW26A	M26x1,5	1/2"	12,5	32	33	280
HX10MW26A	M26x1,5	5/8"	16	32	33	280
HX12MW26A	M26x1,5	3/4"	19	32	34	280
HX12MW30A	M30x1,5	3/4"	19	36	35	210
HX16MW38A	M38x1,5	1"	25	46	38,5	165



notes

FOR HOSE:
 DIN EN 853 1SN SAE 100 R1S
 DIN EN 857 1SC
 DIN EN 853 2SN SAE 100 R2S
 DIN EN 857 2SC
 SAE 100 R17
 SAE 100 R16-S
 1 SN-K Exceed DIN EN 857 1SC
 2 SN-K Exceed DIN EN 857 2SC

PER TUBO:
 DIN EN 853 1SN SAE 100 R1S
 DIN EN 857 1SC
 DIN EN 853 2SN SAE 100 R2S
 DIN EN 857 2SC
 SAE 100 R17
 SAE 100 R16-S
 1 SN-K Eccede DIN EN 857 1SC
 2 SN-K Eccede DIN EN 857 2SC

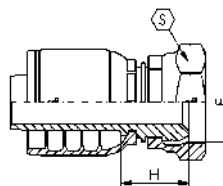


HXFWP

DKM - METRIC FEMALE, 60° CONE
 DKM - FEMMINA METRICA, CONO 60°

Thread - Filetto: METRIC

Code Codice	Thread Filetto	Hose Tubo		Dimensions Dimensioni		
		Inch	DN (mm)	S	H	WPbar
HX04FWP10C	M10x1	1/4"	6,3	17	17	280
HX04FWP12A	M12x1,5	1/4"	6,3	15	16,5	280
HX04FWP14A	M14x1,5	1/4"	6,3	17	18,5	280
HX04FWP16A	M16x1,5	1/4"	6,3	19	18,5	280
HX04FWP18A	M18x1,5	1/4"	6,3	22	21,5	280
HX05FWP14A	M14x1,5	5/16"	8	17	19	280
HX05FWP16A	M16x1,5	5/16"	8	19	18	280
HX05FWP18A	M18x1,5	5/16"	8	22	21,5	280
HX06FWP14A	M14x1,5	3/8"	10	17	19,5	280
HX06FWP16A	M16x1,5	3/8"	10	19	18,5	280
HX06FWP18A	M18x1,5	3/8"	10	22	20,5	280
HX06FWP20A	M20x1,5	3/8"	10	24	20,5	280
HX06FWP22A	M22x1,5	3/8"	10	27	23	280
HX08FWP18A	M18x1,5	1/2"	12,5	22	22,5	280
HX08FWP20A	M20x1,5	1/2"	12,5	24	21,5	280
HX08FWP22A	M22x1,5	1/2"	12,5	27	23	280
HX08FWP24A	M24x1,5	1/2"	12,5	30	23,5	280
HX08FWP26A	M26x1,5	1/2"	12,5	32	27	280
HX10FWP22A	M22x1,5	5/8"	16	27	24	280
HX10FWP24A	M24x1,5	5/8"	16	30	22,5	280
HX10FWP26A	M26x1,5	5/8"	16	32	27	280
HX12FWP26A	M26x1,5	3/4"	19	32	26,5	280
HX12FWP30A	M30x1,5	3/4"	19	36	27	210
HX16FWP38A	M38x1,5	1"	25	46	31	165



notes

CRIMPED NUT
 FOR HOSE:
 DIN EN 853 1SN SAE 100 R1S
 DIN EN 857 1SC
 DIN EN 853 2SN SAE 100 R2S
 DIN EN 857 2SC
 SAE 100 R17
 SAE 100 R16-S
 1 SN-K Exceed DIN EN 857 1SC
 2 SN-K Exceed DIN EN 857 2SC

DADO PINZATO=BR />-PER TUBO:
 DIN EN 853 1SN SAE 100 R1S
 DIN EN 857 1SC
 DIN EN 853 2SN SAE 100 R2S
 DIN EN 857 2SC
 SAE 100 R17
 SAE 100 R16-S
 1 SN-K Eccede DIN EN 857 1SC
 2 SN-K Eccede DIN EN 857 2SC

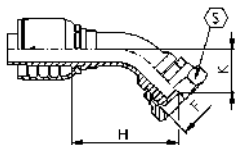
HXFWP45

DKM - METRIC FEMALE 45°, 60° CONE
 DKM - FEMMINA 45° METRICA, CONO 60°

Thread - Filetto: METRIC



Code Codice	Thread Filetto	Hose Tubo		Dimensions Dimensioni			
		Inch	DN (mm)	S	H	K	WPbar
HX04FWP10C45	M10x1	1/4"	6,3	17	36	15,5	280
HX04FWP12A45	M12x1,5	1/4"	6,3	15	35	14,5	280
HX04FWP14A45	M14x1,5	1/4"	6,3	17	37	16	280
HX04FWP16A45	M16x1,5	1/4"	6,3	19	37	16	280
HX04FWP18A45	M18x1,5	1/4"	6,3	22	40	19	280
HX05FWP14A45	M14x1,5	5/16"	8	17	39	18	280
HX05FWP16A45	M16x1,5	5/16"	8	19	38	16	280
HX05FWP18A45	M18x1,5	5/16"	8	22	41	19	280
HX06FWP14A45	M14x1,5	3/8"	10	17	41	18	280
HX06FWP16A45	M16x1,5	3/8"	10	19	39	16	280
HX06FWP18A45	M18x1,5	3/8"	10	22	42	19	280
HX06FWP20A45	M20x1,5	3/8"	10	24	42	18	280
HX06FWP22A45	M22x1,5	3/8"	10	27	44	21	280
HX08FWP18A45	M18x1,5	1/2"	12,5	22	49	22	280
HX08FWP20A45	M20x1,5	1/2"	12,5	24	47	20	280
HX08FWP22A45	M22x1,5	1/2"	12,5	27	49	22	280
HX08FWP24A45	M24x1,5	1/2"	12,5	30	49	22	280
HX08FWP26A45	M26x1,5	1/2"	12,5	32	53	26	280
HX10FWP22A45	M22x1,5	5/8"	16	27	57	26	280
HX10FWP24A45	M24x1,5	5/8"	16	30	54	24	280
HX10FWP26A45	M26x1,5	5/8"	16	32	57	26	280
HX10FWP27A45	M27x1,5	5/8"	16	32	57	26	280
HX12FWP26A45	M26x1,5	3/4"	19	32	66	28	280
HX12FWP27A45	M27x1,5	3/4"	19	32	66	28	280
HX12FWP30A45	M30x1,5	3/4"	19	36	66	29	210
HX16FWP38A45	M38x1,5	1"	25	46	84	35	165



notes

CRIMPED NUT
 FOR HOSE:
 DIN EN 853 1SN SAE 100 R1S
 DIN EN 857 1SC
 DIN EN 853 2SN SAE 100 R2S
 DIN EN 857 2SC
 SAE 100 R17
 SAE 100 R16-S
 1 SN-K Exceed DIN EN 857 1SC
 2 SN-K Exceed DIN EN 857 2SC

DADO PINZATO
 PER TUBO:
 DIN EN 853 1SN SAE 100 R1S
 DIN EN 857 1SC
 DIN EN 853 2SN SAE 100 R2S
 DIN EN 857 2SC
 SAE 100 R17
 SAE 100 R16-S
 1 SN-K Exceed DIN EN 857 1SC
 2 SN-K Exceed DIN EN 857 2SC

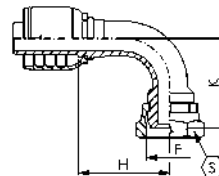
HXFWP90

DKM - METRIC FEMALE 90°, 60° CONE
 DKM - FEMMINA 90° METRICA, CONO 60°

Thread - Filetto: METRIC



Code Codice	Thread Filetto	Hose Tubo		Dimensions Dimensioni			
		Inch	DN (mm)	S	H	K	WPbar
HX04FWP10C90	M10x1	1/4"	6,3	17	26	28	280
HX04FWP12A90	M12x1,5	1/4"	6,3	15	26	26	280
HX04FWP14A90	M14x1,5	1/4"	6,3	17	26	28	280
HX04FWP16A90	M16x1,5	1/4"	6,3	19	26	29	280
HX04FWP18A90	M18x1,5	1/4"	6,3	22	26	32	280
HX05FWP14A90	M14x1,5	5/16"	8	17	28	31	280
HX05FWP16A90	M16x1,5	5/16"	8	19	28	30	280
HX05FWP18A90	M18x1,5	5/16"	8	22	28	34	280
HX06FWP14A90	M14x1,5	3/8"	10	17	31	34	280
HX06FWP16A90	M16x1,5	3/8"	10	19	31	31	280
HX06FWP18A90	M18x1,5	3/8"	10	22	31	35	280
HX06FWP20A90	M20x1,5	3/8"	10	24	31	36	280
HX06FWP22A90	M22x1,5	3/8"	10	27	31	38	280
HX08FWP18A90	M18x1,5	1/2"	12,5	22	37	42	280
HX08FWP20A90	M20x1,5	1/2"	12,5	24	37	40	280
HX08FWP22A90	M22x1,5	1/2"	12,5	27	37	42	280
HX08FWP24A90	M24x1,5	1/2"	12,5	30	37	43	280
HX08FWP26A90	M26x1,5	1/2"	12,5	32	37	48	280
HX10FWP22A90	M22x1,5	5/8"	16	27	45	50	280
HX10FWP24A90	M24x1,5	5/8"	16	30	45	46	280
HX10FWP26A90	M26x1,5	5/8"	16	32	45	50	280
HX10FWP27A90	M27x1,5	5/8"	16	32	45	50	280
HX12FWP26A90	M26x1,5	3/4"	19	32	54	56	280
HX12FWP27A90	M27x1,5	3/4"	19	32	54	56	280
HX12FWP30A90	M30x1,5	3/4"	19	36	54	57	210
HX16FWP38A90	M38x1,5	1"	25	46	70	71	165



notes

CRIMPED NUT
 FOR HOSE:
 DIN EN 853 1SN SAE 100 R1S
 DIN EN 857 1SC
 DIN EN 853 2SN SAE 100 R2S
 DIN EN 857 2SC
 SAE 100 R17
 SAE 100 R16-S
 1 SN-K Exceed DIN EN 857 1SC
 2 SN-K Exceed DIN EN 857 2SC

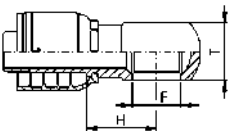
DADO PINZATO
 PER TUBO:
 DIN EN 853 1SN SAE 100 R1S
 DIN EN 857 1SC
 DIN EN 853 2SN SAE 100 R2S
 DIN EN 857 2SC
 SAE 100 R17
 SAE 100 R16-S
 1 SN-K Exceed DIN EN 857 1SC
 2 SN-K Exceed DIN EN 857 2SC



HXOM

RNM - METRIC BANJO
RNM - OCCHIO METRICO

Code Codice	Thread Filetto	Hose Tubo		Dimensions Dimensioni			
		Pollici/Inch	DN(mm)	H	F	T	WPbar
HX0412OM	M12x1,5	1/4"	6,3	23	12,1	12	200
HX0414OM	M14x1,5	1/4"	6,3	23	14,2	14	200
HX0416OM	M16x1,5	1/4"	6,3	26,5	16,2	17,5	200
HX0418OM	M18x1,5	1/4"	6,3	28,5	18,2	20,5	200
HX0512OM	M12x1,5	5/16"	8	23,5	12,1	12	200
HX0514OM	M14x1,5	5/16"	8	24	14,2	14	200
HX0516OM	M16x1,5	5/16"	8	26,5	16,2	17,5	200
HX0518OM	M18x1,5	5/16"	8	28,5	18,2	20,5	200
HX0614OM	M14x1,5	3/8"	10	24	14,2	14	200
HX0616OM	M16x1,5	3/8"	10	24	16,2	17,5	200
HX0618OM	M18x1,5	3/8"	10	27	18,2	20,5	200
HX0620OM	M20x1,5	3/8"	10	32	20,2	23	200
HX0622OM	M22x1,5	3/8"	10	32	22,2	22,5	200
HX0818OM	M18x1,5	1/2"	12,5	28,1	18,2	20,5	200
HX0820OM	M20x1,5	1/2"	12,5	28,5	20,2	23	200
HX0822OM	M22x1,5	1/2"	12,5	28,5	22,2	22,5	200
HX1022OM	M22x1,5	5/8"	16	27,2	22,2	22,5	200
HX1230OM	M30x1,5	3/4"	19	41,5	30,2	36	200
HX1630OM	M30x1,5	1"	25	43	30,2	36	200



notes

CRIMPED NUT FOR HOSE:
DIN EN 853 1SN SAE 100 R1S
DIN EN 857 1SC
DIN EN 853 2SN SAE 100 R2S
DIN EN 857 2SC
SAE 100 R17
SAE 100 R16-S
1 SN-K Exceed DIN EN 857 1SC
2 SN-K Exceed DIN EN 857 2SC

DADO PINZATO PER TUBO:
DIN EN 853 1SN SAE 100 R1S
DIN EN 857 1SC
DIN EN 853 2SN SAE 100 R2S
DIN EN 857 2SC
SAE 100 R17
SAE 100 R16-S
1 SN-K Eccede DIN EN 857 1SC
2 SN-K Eccede DIN EN 857 2SC

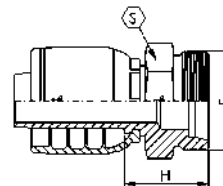


HXMF

FRENCH METRIC MALE SERIES GAZ CONE 24°
MASCHIO METRICO FRANCESE SERIE GAZ OGIVA 24°

Thread - Filetto: METRIC


Code Codice	Thread Filetto	Hose Tubo		Dimensions Dimensioni		
		Inch/Pollici	DN(mm)	S	H	WPbar
HX0413MF	M20x1,5	1/4"	6,3	22	25	400
HX0513MF	M20x1,5	5/16"	8	22	25	350
HX0613MF	M20x1,5	3/8"	10	22	25	330
HX0617MF	M24x1,5	3/8"	10	24	26	330
HX0817MF	M24x1,5	1/2"	12,5	24	27	280
HX0821MF	M30x1,5	1/2"	12,5	30	30	280
HX1021MF	M30x1,5	5/8"	16	30	30	280
HX1221MF	M30x1,5	3/4"	19	30	31	280
HX1227MF	M36x1,5	3/4"	19	36	33	210
HX1633MF	M45x1,5	1"	25	46	38,5	210



notes

FOR HOSE:
DIN EN 853 1SN SAE 100 R1S
DIN EN 857 1SC
DIN EN 853 2SN SAE 100 R2S
DIN EN 857 2SC
SAE 100 R17
SAE 100 R16-S
1 SN-K Exceed DIN EN 857 1SC
2 SN-K Exceed DIN EN 857 2SC

PER TUBO:
DIN EN 853 1SN SAE 100 R1S
DIN EN 857 1SC
DIN EN 853 2SN SAE 100 R2S
DIN EN 857 2SC
SAE 100 R17
SAE 100 R16-S
1 SN-K Eccede DIN EN 857 1SC
2 SN-K Eccede DIN EN 857 2SC

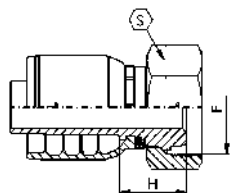


HXFF

FRENCH FEMALE SERIES GAZ CONE 24°
FEMMINA METRICA SERIE GAZ OGIVA 24°

Thread - Filetto: METRIC

Code Codice	Thread Filetto	Hose Tubo		Standpipe Codolo	Dimensions Dimensioni		
		Inch	DN (mm)		S	H	WPbar
HX0413FF	M20x1,5	1/4"	6,3	13,25	24	22	400
HX0513FF	M20x1,5	5/16"	8	13,25	24	22	350
HX0613FF	M20x1,5	3/8"	10	13,25	24	21,5	330
HX0617FF	M24x1,5	3/8"	10	16,75	30	25,5	330
HX0817FF	M24x1,5	1/2"	12,5	16,75	30	25,5	280
HX0821FF	M30x1,5	1/2"	12,5	21,25	36	26,5	280
HX1021FF	M30x1,5	5/8"	16	21,25	36	26,5	280
HX1221FF	M30x1,5	3/4"	19	21,25	36	27,5	280
HX1227FF	M36x1,5	3/4"	19	26,75	41	29	210
HX1633FF	M45x1,5	1"	25	33,5	50	31,5	210



notes

FOR HOSE:
DIN EN 853 1SN SAE 100 R1S
DIN EN 857 1SC
DIN EN 853 2SN SAE 100 R2S
DIN EN 857 2SC
SAE 100 R17
SAE 100 R16-S
1 SN-K Exceed DIN EN 857 1SC
2 SN-K Exceed DIN EN 857 2SC

PER TUBO:
DIN EN 853 1SN SAE 100 R1S
DIN EN 857 1SC
DIN EN 853 2SN SAE 100 R2S
DIN EN 857 2SC
SAE 100 R17
SAE 100 R16-S
1 SN-K Eccede DIN EN 857 1SC
2 SN-K Eccede DIN EN 857 2SC

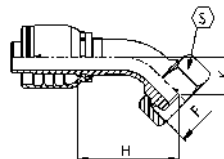


HXFF45

FRENCH FEMALE 45° SERIES GAZ CONE 24°
FEMMINA 45° METRICA SERIE GAZ OGIVA 24°

Thread - Filetto: METRIC

Code Codice	Thread Filetto	Hose Tubo		Standpipe Codolo	Dimensions Dimensioni			
		Inch	DN (mm)		S	H	K	WPbar
HX0413FF45	M20x1,5	1/4"	6,3	13,25	24	38	16	400
HX0513FF45	M20x1,5	5/16"	8	13,25	24	38,5	16,5	350
HX0613FF45	M20x1,5	3/8"	10	13,25	24	39,5	16,5	330
HX0617FF45	M24x1,5	3/8"	10	16,75	30	43	20	330
HX0817FF45	M24x1,5	1/2"	12,5	16,75	30	47	20,5	280
HX0821FF45	M30x1,5	1/2"	12,5	21,25	36	48,5	22	280
HX1021FF45	M30x1,5	5/8"	16	21,25	36	52,5	22	280
HX1221FF45	M30x1,5	3/4"	19	21,25	36	60	23	280
HX1227FF45	M36x1,5	3/4"	19	26,75	41	62	25	210
HX1633FF45	M45x1,5	1"	25	33,5	50	78,5	30,5	210



notes

CRIMPED NUT
FOR HOSE:
DIN EN 853 1SN SAE 100 R1S
DIN EN 857 1SC
DIN EN 853 2SN SAE 100 R2S
DIN EN 857 2SC
SAE 100 R17
SAE 100 R16-S
1 SN-K Exceed DIN EN 857 1SC
2 SN-K Exceed DIN EN 857 2SC

DADO PINZATO
PER TUBO:
DIN EN 853 1SN SAE 100 R1S
DIN EN 857 1SC
DIN EN 853 2SN SAE 100 R2S
DIN EN 857 2SC
SAE 100 R17
SAE 100 R16-S
1 SN-K Eccede DIN EN 857 1SC
2 SN-K Eccede DIN EN 857 2SC

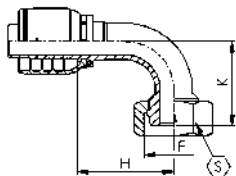


HXFF90

FRENCH FEMALE 90° SERIES GAZ CONE 24°
FEMMINA 90° METRICA SERIE GAZ OGIVA 24°

Thread - Filetto: METRIC

Code Codice	Thread Filetto	Hose Tubo		Standpipe Codolo	Dimensions Dimensioni			
		Inch	DN (mm)		S	H	K	WPbar
HX0413FF90	M20x1,5	1/4"	6,3	13,25	24	26,5	29	400
HX0513FF90	M20x1,5	5/16"	8	13,25	24	28	30	350
HX0613FF90	M20x1,5	3/8"	10	13,25	24	30,5	31,5	330
HX0617FF90	M24x1,5	3/8"	10	16,75	30	30,5	37	330
HX0817FF90	M24x1,5	1/2"	12,5	16,75	30	37	40	280
HX0821FF90	M30x1,5	1/2"	12,5	21,25	36	37	42	280
HX1021FF90	M30x1,5	5/8"	16	21,25	36	44,5	44,5	280
HX1221FF90	M30x1,5	3/4"	19	21,25	36	53,5	48,5	280
HX1227FF90	M36x1,5	3/4"	19	26,75	41	53,5	52	210
HX1633FF90	M45x1,5	1"	25	33,5	50	69,5	64,5	210



notes

CRIMPED NUT FOR HOSE:
DIN EN 853 1SN SAE 100 R1S
DIN EN 857 1SC
DIN EN 853 2SN SAE 100 R2S
DIN EN 857 2SC
SAE 100 R17
SAE 100 R16-S
1 SN-K Exceed DIN EN 857 1SC
2 SN-K Exceed DIN EN 857 2SC

DADO PINZATO PER TUBO:
DIN EN 853 1SN SAE 100 R1S
DIN EN 857 1SC
DIN EN 853 2SN SAE 100 R2S
DIN EN 857 2SC
SAE 100 R17
SAE 100 R16-S
1 SN-K Eccede DIN EN 857 1SC
2 SN-K Eccede DIN EN 857 2SC

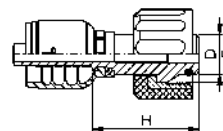


HXFK

JET WASH FEMALE
FEMMINA PER IDROPULITRICI K

Thread - Filetto: METRIC

Code Codice	Thread Filetto	Hose Tubo		Dimensions Dimensioni		
		Inch/Pollici	DN (mm)	D	H	O-ring
HX04FK22	M22x1,5	1/4"	6,3	14	34,8	10x2
HX05FK22	M22x1,5	5/16"	8	14	37,8	10x2
HX06FK22	M22x1,5	3/8"	10	14	37,8	10x2



notes

CRIMPED HOSE FOR HOSE:
DIN EN 853 1SN SAE 100 R1S
DIN EN 857 1SC
DIN EN 853 2SN SAE 100 R2S
DIN EN 857 2SC
SAE 100 R17
SAE 100 R16-S
1 SN-K Exceed DIN EN 857 1SC
2 SN-K Exceed DIN EN 857 2SC

DADO PINZATO PER TUBO:
DIN EN 853 1SN SAE 100 R1S
DIN EN 857 1SC
DIN EN 853 2SN SAE 100 R2S
DIN EN 857 2SC
SAE 100 R17
SAE 100 R16-S
1 SN-K Eccede DIN EN 857 1SC
2 SN-K Eccede DIN EN 857 2SC

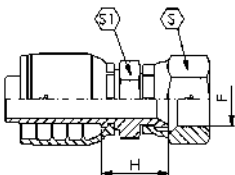


HXFMG

JISK - JIS "KOMATSU" FEMALE DOUBLE HEXAGON, 60° CONE
 JISK - FEMMINA JIS "KOMATSU" DOPPIO ESAGONO, CONO 60°

Thread - Filetto: METRIC

Code Codice	Thread Filetto	Hose Tubo		Dimensions Dimensioni			
		Inch/Pollici	DN(mm)	S	S1	H	WPbar
HX04FMG14A	M14x1,5	1/4"	6,3	19	17	21,5	350
HX05FMG16A	M16x1,5	5/16"	8	22	17	22	350
HX06FMG14A	M14x1,5	3/8"	10	19	17	21,5	350
HX06FMG16A	M16x1,5	3/8"	10	22	17	22	350
HX06FMG18A	M18x1,5	3/8"	10	24	19	22,5	350
HX08FMG22A	M22x1,5	1/2"	12,5	27	22	26	350
HX08FMG24A	M24x1,5	1/2"	12,5	32	27	30	350
HX10FMG24A	M24x1,5	5/8"	16	32	27	60	280
HX12FMG30A	M30x1,5	3/4"	19	36	32	33,5	280
HX16FMG33A	M33x1,5	1"	25	41	36	36	210

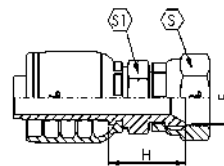


HXFTC

JIST - JIS FEMALE DOUBLE HEXAGON "TOYOTA"
 JIST - FEMMINA JIS DOPPIO ESAGONO "TOYOTA"

Thread - Filetto: BSPP

Code Codice	Thread Filetto	Hose Tubo		Dimensions Dimensioni			
		Inch/Pollici	DN(mm)	S	S1	H	WPbar
HX0404FTC	1/4"-19	1/4"	6,3	19	17	21,5	350
HX0606FTC	3/8"-19	3/8"	10	22	19	22,5	350
HX0808FTC	1/2"-14	1/2"	12,5	27	22	26	350
HX1212FTC	3/4"-14	3/4"	19	32	27	31	280
HX1616FTC	1"-11	1"	25	41	36	36	210



notes

CRIMPED NUT
 FOR HOSE:
 DIN EN 853 1SN SAE 100 R1S
 DIN EN 857 1SC
 DIN EN 853 2SN SAE 100 R2S
 DIN EN 857 2SC
 SAE 100 R17
 SAE 100 R16-S
 1 SN-K Exceed DIN EN 857 1SC
 2 SN-K Exceed DIN EN 857 2SC

DADO PINZATO
 PER TUBO:
 DIN EN 853 1SN SAE 100 R1S
 DIN EN 857 1SC
 DIN EN 853 2SN SAE 100 R2S
 DIN EN 857 2SC
 SAE 100 R17
 SAE 100 R16-S
 1 SN-K Eccede DIN EN 857 1SC
 2 SN-K Eccede DIN EN 857 2SC

notes

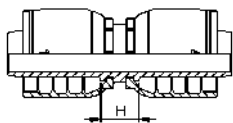
CRIMPED NUT
 FOR HOSE:
 DIN EN 853 1SN SAE 100 R1S
 DIN EN 857 1SC
 DIN EN 853 2SN SAE 100 R2S
 DIN EN 857 2SC
 SAE 100 R17
 SAE 100 R16-S
 1 SN-K Exceed DIN EN 857 1SC
 2 SN-K Exceed DIN EN 857 2SC

DADO PINZATO
 PER TUBO:
 DIN EN 853 1SN SAE 100 R1S
 DIN EN 857 1SC
 DIN EN 853 2SN SAE 100 R2S
 DIN EN 857 2SC
 SAE 100 R17
 SAE 100 R16-S
 1 SN-K Eccede DIN EN 857 1SC
 2 SN-K Eccede DIN EN 857 2SC



HXHX

HOSE JUNCTION
RACCORDO DOPPIO INSERTO



Code Codice	Hose Tubo		Dimensions Dimensioni	
	Inch/Pollici	Mm	H	WPbar
HX04HX	1/4"	6,3	13	450
HX05HX	5/16"	8	13	350
HX06HX	3/8"	10	13	445
HX08HX	1/2"	12,5	15	415
HX10HX	5/8"	16	16	350
HX12HX	3/4"	19	18	350
HX16HX	1"	25	21	280

notes

FOR HOSE:
DIN EN 853 1SN SAE 100 R1S
DIN EN 857 1SC
DIN EN 853 2SN SAE 100 R2S
DIN EN 857 2SC
SAE 100 R17
SAE 100 R16-S
1 SN-K Exceed DIN EN 857 1SC
2 SN-K Exceed DIN EN 857 2SC

PER TUBO:
DIN EN 853 1SN SAE 100 R1S
DIN EN 857 1SC
DIN EN 853 2SN SAE 100 R2S
DIN EN 857 2SC
SAE 100 R17
SAE 100 R16-S
1 SN-K Eccede DIN EN 857 1SC
2 SN-K Eccede DIN EN 857 2SC


























4 SPIRAL FIT 4S ONE PIECE FITTINGS

The definitive solution! A complete range of no-skive One Piece fittings from $\frac{3}{8}$ " up to 2" to suit all Four Spirals hoses! Due to the possibility to suit a various number of wire braided hoses too, this range allows to streamline and simplify the stock assortment.

La soluzione definitiva! Una completa gamma di raccordi pregraffati dal $\frac{3}{8}$ " fino al 2" dedicata ai tubi a quattro spirali! Grazie all'innovativa possibilità di raccordare anche gran parte dei tubi trecciati presenti sul mercato, questa gamma consente di snellire e semplificare l'assortimento di raccordi in magazzino.

4 SPIRAL FIT 4S FITTINGS
RACCORDI 4 SPIRAL FIT 4S



<p>4SNPT</p>  <p>1</p> <p>AGN - NPTF MALE AGN - MASCHIO NPTF</p>	<p>4SNPTL</p>  <p>2</p> <p>AGN - NPTF MALE EXTENDED HEXAGON AGN - MASCHIO NPTF ESAGONO ESTESO</p>	<p>4SMI</p>  <p>3</p> <p>AGJ - JIC MALE, 37° CONE AGJ - MASCHIO JIC, CONO 37°</p>	<p>4SFICP</p>  <p>4</p> <p>DKJ - JIC FEMALE DOUBLE HEXAGON, 37° CONE DKJ - FEMMINA JIC DOPPIO ESAGONO, CONO 37°</p>	<p>4SFGOLS45</p>  <p>17</p> <p>DKR 45° - BSP FEMALE 45° FULL HEXAGON NUT O'RING, 60° CONE DKR 45° - FEMMINA 45° BSP DADO ESAGONO COMPLETO O'RING, CONO 60°</p>	<p>4SFGOLS90</p>  <p>18</p> <p>DKR 90° - BSP FEMALE 90° FULL HEXAGON NUT O'RING, 60° CONE DKR 90° - FEMMINA 90° BSP DADO ESAGONO COMPLETO O'RING, CONO 60°</p>	<p>4SFGCP</p>  <p>19</p> <p>DKR - BSP FEMALE DOUBLE HEXAGON, 60° CONE "NISSAN" DKR - FEMMINA BSP DOPPIO ESAGONO, CONO 60° "NISSAN"</p>	<p>4SFL</p>  <p>20</p> <p>SFL - SAE FLANGE CODE 61 3000 PSI SFL - SAE FLANGIA CODE 61 3000 PSI</p>
<p>4SFIPS45</p>  <p>5</p> <p>DKJ 45° - JIC FEMALE 45°, 37° CONE DKJ 45° - FEMMINA 45° JIC, CONO 37°</p>	<p>4SFIPS90</p>  <p>6</p> <p>DKJ 90° - JIC FEMALE 90°, 37° CONE DKJ 90° - FEMMINA 90° JIC, CONO 37°</p>	<p>4SFIPS90L</p>  <p>7</p> <p>DKJ 90° - JIC FEMALE 90° LONG, 37° CONE DKJ 90° - FEMMINA 90° JIC LUNGA, CONO 37°</p>	<p>4SMS</p>  <p>8</p> <p>STANDARD ORB MALE SOLID SAE MASCHIO STANDARD ORB SAE</p>	<p>4SFL22</p>  <p>21</p> <p>SFL 22.5° - SAE FLANGE 22.5° CODE 61 3000 PSI SFL 22.5° - SAE FLANGIA 22.5° CODE 61 3000 PSI</p>	<p>4SFL30</p>  <p>22</p> <p>SFL 30° - SAE FLANGE 30° CODE 61 3000 PSI SFL 30° - SAE FLANGIA 30° CODE 61 3000 PSI</p>	<p>4SFL45</p>  <p>23</p> <p>SFL 45° - SAE FLANGE 45° CODE 61 3000 PSI SFL 45° - SAE FLANGIA 45° CODE 61 3000 PSI</p>	<p>4SFL60</p>  <p>24</p> <p>SFL 60° - SAE FLANGE 60° CODE 61 3000 PSI SFL 60° - SAE FLANGIA 60° CODE 61 3000 PSI</p>
<p>4SMRS</p>  <p>9</p> <p>AGO - ORFS MALE AGO - MASCHIO ORFS</p>	<p>4SFRK</p>  <p>10</p> <p>DKO - ORFS FEMALE DOUBLE HEXAGON DKO - FEMMINA DOPPIO ESAGONO ORFS</p>	<p>4SFRS45</p>  <p>11</p> <p>DKO 45° - ORFS FEMALE 45° DKO 45° - FEMMINA 45° ORFS</p>	<p>4SFRS90C</p>  <p>12</p> <p>DKO 90° - ORFS FEMALE 90° SHORT DKO 90° - FEMMINA 90° ORFS CORTA</p>	<p>4SFL67</p>  <p>25</p> <p>SFL 67.5° - SAE FLANGE 67.5° CODE 61 3000 PSI SFL 67.5° - SAE FLANGIA 67.5° CODE 61 3000 PSI</p>	<p>4SFL90</p>  <p>26</p> <p>SFL 90° - SAE FLANGE 90° CODE 61 3000 PSI SFL 90° - SAE FLANGIA 90° CODE 61 3000 PSI</p>	<p>4SFL90K</p>  <p>27</p> <p>SFL 90° - SAE FLANGE 90° CODE 61 3000 PSI LONG SFL 90° - SAE FLANGIA 90° CODE 61 3000 PSI LUNGA</p>	<p>4SFL100</p>  <p>28</p> <p>SFL 100° - SAE FLANGE 100° CODE 61 3000 PSI SFL 100° - SAE FLANGIA 100° CODE 61 3000 PSI</p>
<p>4SFRS90L</p>  <p>13</p> <p>DKO 90° - ORFS FEMALE 90° LONG DKO 90° - FEMMINA 90° ORFS LUNGA</p>	<p>4SMG</p>  <p>14</p> <p>AGR - BSPP MALE, 60° CONE AGR - MASCHIO BSPP, CONO 60°</p>	<p>4SMGC</p>  <p>15</p> <p>AGR K - BSPT MALE, 60° CONE AGR K - MASCHIO BSPT, CONO 60°</p>	<p>4SFGOLS</p>  <p>16</p> <p>DKR - BSP FEMALE FULL HEXAGON NUT O'RING, 60° CONE DKR - FEMMINA BSP DADO ESAGONO COMPLETO O'RING, CONO 60°</p>	<p>4SFL110</p>  <p>29</p> <p>SFL 110° - SAE FLANGE 110° CODE 61 3000 PSI SFL 110° - SAE FLANGIA 110° CODE 61 3000 PSI</p>	<p>4SFL135</p>  <p>30</p> <p>SFL 135° - SAE FLANGE 135° CODE 61 3000 PSI SFL 135° - SAE FLANGIA 135° CODE 61 3000 PSI</p>	<p>4SFP</p>  <p>31</p> <p>SFS - SAE FLANGE CODE 62 6000 PSI SFS - SAE FLANGIA CODE 62 6000 PSI</p>	<p>4SFP22</p>  <p>32</p> <p>SFS 22.5° - SAE FLANGE 22.5° CODE 62 6000 PSI SFS 22.5° - SAE FLANGIA 22.5° CODE 62 6000 PSI</p>

4SFP30



33

SFS 30°- SAE FLANGE 30° CODE 62
6000 PSI
SFS 30°- SAE FLANGIA 30° CODE 62
6000 PSI

4SFP45



34

SFS 45°- SAE FLANGE 45° CODE 62
6000 PSI
SFS 45°- SAE FLANGIA 45° CODE 62
6000 PSI

4SFP60



35

SFS 60°- SAE FLANGE 60° CODE 62
6000 PSI
SFS 60°- SAE FLANGIA 60° CODE 62
6000 PSI

4SFP67



36

SFS 67.5°- SAE FLANGE 67.5° CODE 62
6000 PSI
SFS 67.5°- SAE FLANGIA 67.5° CODE
62 6000 PSI

4SFOSL45



49

DKOL 45° - METRIC O'RING FEMALE 45°,
24° CONE, LIGHT
DKOL 45° - FEMMINA 45° METRICA
O'RING, CONO 24°, SERIE LEGGERA

4SFOSL90



50

DKOL 90° - METRIC O'RING FEMALE 90°,
24° CONE, LIGHT
DKOL 90° - FEMMINA 90° METRICA
O'RING, CONO 24°, SERIE LEGGERA

4SMMS



51

CES - METRIC MALE, 24° CONE, HEAVY
CES - MASCHIO METRICO, CONO 24°,
SERIE PESANTE

4SFOSS



52

DKOS - METRIC O'RING FEMALE, 24°
CONE, HEAVY
DKOS - FEMMINA METRICA O'RING,
CONO 24°, SERIE PESANTE

4SFP90



37

SFS 90°- SAE FLANGE 90° CODE 62
6000 PSI
SFS 90°- SAE FLANGIA 90° CODE 62
6000 PSI

4SFP90K



38

SFS 90°- SAE FLANGE 90° CODE 62 6000
PSI LONG
SFS 90°- SAE FLANGIA 90° CODE 62 6000
PSI LUNGA

4SYP



39

SFC - SUPERCAT FLANGE
SFC - FLANGIA SUPERCAT

4SYP22



40

SFC 22.5°- SUPERCAT FLANGE 22.5°
SFC 22.5°- FLANGIA 22.5° SUPERCAT

4SFOSS45



53

DKOS 45° - METRIC O'RING FEMALE 45°,
24° CONE, HEAVY
DKOS 45° - FEMMINA 45° METRICA
O'RING, CONO 24°, SERIE PESANTE

4SFOSS90



54

DKOS 90° - METRIC O'RING FEMALE 90°,
24° CONE, HEAVY
DKOS 90° - FEMMINA 90° METRICA
O'RING, CONO 24°, SERIE PESANTE

4SFTC



55

JIS - JIS FEMALE DOUBLE HEXAGON
"TOYOTA"
JIS - FEMMINA JIS DOPPIO ESAGONO
"TOYOTA"

4SYP30



41

SFC 30°- SUPERCAT FLANGE 30°
SFC 30°- FLANGIA 30° SUPERCAT

4SYP45



42

SFC 45°- SUPERCAT FLANGE 45°
SFC 45°- FLANGIA 45° SUPERCAT

4SYP60



43

SFC 60°- SUPERCAT FLANGE 60°
SFC 60°- FLANGIA 60° SUPERCAT

4SYP67



44

SFC 67.5°- SUPERCAT FLANGE 67.5°
SFC 67.5°- FLANGIA 67.5° SUPERCAT

4SYP90



45

SFC 90°- SUPERCAT FLANGE 90°
SFC 90°- FLANGIA 90° SUPERCAT

4SYP90K



46

SFC 90°- SUPERCAT FLANGE 90° LONG
SFC 90°- FLANGIA 90° SUPERCAT LUNGA

4SMML



47

CEL - METRIC MALE, 24° CONE, LIGHT
CEL - MASCHIO METRICO, CONO 24°,
SERIE LEGGERA

4SFOSL



48

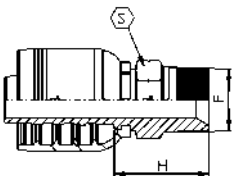
DKOL - METRIC O'RING FEMALE, 24°
CONE, LIGHT
DKOL - FEMMINA METRICA O'RING,
CONO 24°, SERIE LEGGERA



4SNPT

AGN - NPTF MALE
AGN - MASCHIO NPTF

Thread - Filetto: NPTF



Code Codice	Thread Filetto	Hose Tubo		Dimensions Dimensioni		
		Inch/Pollici	DN(mm)	S	H	WPbar
4S0604NPT	1/4"-18	3/8"	10	16	27,5	450
4S0606NPT	3/8"-18	3/8"	10	19	28,5	450
4S0608NPT	1/2"-14	3/8"	10	22	34	450
4S0806NPT	3/8"-18	1/2"	12,5	22	30,5	450
4S0808NPT	1/2"-14	1/2"	12,5	22	35	450
4S0812NPT	3/4"-14	1/2"	12,5	27	37	450
4S1008NPT	1/2"-14	5/8"	16	25	36	420
4S1012NPT	3/4"-14	5/8"	16	27	37	420
4S1212NPT	3/4"-14	3/4"	19	27	39	420
4S1216NPT	1"-11,5	3/4"	19	36	47	420
4S1612NPT	3/4"-14	1"	25	32	41,5	420
4S1616NPT	1"-11,5	1"	25	36	48,5	420
4S1620NPT	1 1/4"-11,5	1"	25	46	53	420
4S2016NPT	1"-11,5	1 1/4"	31,5	41	52,5	420
4S2020NPT	1 1/4"-11,5	1 1/4"	31,5	46	55	420
4S2024NPT	1 1/2"-11,5	1 1/4"	31,5	50	59	420
4S2424NPT	1 1/2"-11,5	1 1/2"	38	50	61	420
4S2432NPT	2"-11,5	1 1/2"	38	65	67,5	420
4S3232NPT	2"-11,5	2"	51	65	70,5	420

notes

FOR HOSE:
DIN EN 853 1SN SAE 100 R15
DIN EN 853 2SN SAE 100 R25
2SN-K Exceed DIN EN 857 2SC and DIN EN 857 2SC
SPC3 EN 856 4SP (ISO 3862-1 4SP) from DN10 to DN25
EN 856 4SH (ISO 3862-1 4SH) from DN19 to DN51
SAE 100 R12 (EN 856 R12) FLEXLINE 4000
SAE 100 R13 (EN 856 R13) on DN19 and DN25
SAE 100 R15 from DN10 to DN25
SAE 100 R16-S from DN10 to DN25
SAE 100 R17 from DN16 to DN25
FLEXLINE 5000, 6000 (ISO 18752) from DN10 to DN31,5

PER TUBO:
DIN EN 853 1SN SAE 100 R15
DIN EN 853 2SN SAE 100 R25
2SN-K Exceed DIN EN 857 2SC e DIN EN 857 2SC
SPC3 EN 856 4SP (ISO 3862-1 4SP) da DN10 a DN25
EN 856 4SH (ISO 3862-1 4SH) da DN19 a DN51
SAE 100 R12 (EN 856 R12) FLEXLINE 5000
SAE 100 R13 (EN 856 R13) su DN19 e DN25
SAE 100 R15 da DN10 a DN25
SAE 100 R16-S da DN10 a DN25
SAE 100 R17 da DN16 a DN25
FLEXLINE 5000, 6000 (ISO 18752) da DN10 a DN31,5

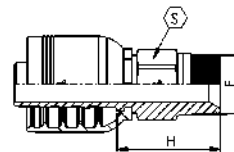
4 spiral fit series
Serie 4 spiral fit



4SNPTL

AGN - NPTF MALE EXTENDED HEXAGON
AGN - MASCHIO NPTF ESAGONO ESTESO

Thread - Filetto: NPTF



Code Codice	Thread Filetto	Hose Tubo		Dimensions Dimensioni		
		Inch/Pollici	DN(mm)	S	H	WPbar
4S2424NPTL	1 1/2"-11,5	1 1/2"	38	50	61	420
4S2432NPTL	2"-11,5	1 1/2"	38	65	67,5	420

notes

FOR HOSE:
DIN EN 853 1SN SAE 100 R15
DIN EN 853 2SN SAE 100 R25
2SN-K Exceed DIN EN 857 2SC and DIN EN 857 2SC
SPC3 EN 856 4SP (ISO 3862-1 4SP) from DN10 to DN25
EN 856 4SH (ISO 3862-1 4SH) from DN19 to DN51
SAE 100 R12 (EN 856 R12) FLEXLINE 4000
SAE 100 R13 (EN 856 R13) on DN19 and DN25
SAE 100 R15 from DN10 to DN25
SAE 100 R16-S from DN10 to DN25
SAE 100 R17 from DN16 to DN25
FLEXLINE 5000, 6000 (ISO 18752) from DN10 to DN31,5

PER TUBO:
DIN EN 853 1SN SAE 100 R15
DIN EN 853 2SN SAE 100 R25
2SN-K Exceed DIN EN 857 2SC e DIN EN 857 2SC
SPC3 EN 856 4SP (ISO 3862-1 4SP) da DN10 a DN25
EN 856 4SH (ISO 3862-1 4SH) da DN19 a DN51
SAE 100 R12 (EN 856 R12) FLEXLINE 5000
SAE 100 R13 (EN 856 R13) su DN19 e DN25
SAE 100 R15 da DN10 a DN25
SAE 100 R16-S da DN10 a DN25
SAE 100 R17 da DN16 a DN25
FLEXLINE 5000, 6000 (ISO 18752) da DN10 a DN31,5

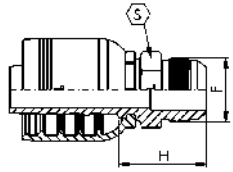
4 spiral fit series
Serie 4 spiral fit



4SMI

AGJ - JIC MALE, 37° CONE
AGJ - MASCHIO JIC, CONO 37°

Thread - Filetto: UNF-UN
Norm - Norma: SAE J514



Code Codice	Thread Filetto	Hose Tubo		Dimensions Dimensioni		
		Inch/Pollici	DN(mm)	S	H	WPbar
4S0606MI	9/16"-18	3/8"	10	15	26,6	450
4S0608MI	3/4"-16	3/8"	10	19	29,7	450
4S0610MI	7/8"-14	3/8"	10	24	34,3	450
4S0808MI	3/4"-16	1/2"	12,5	19	30,7	450
4S0810MI	7/8"-14	1/2"	12,5	24	35,3	450
4S0812MI	1 1/16"-12	1/2"	12,5	27	38,9	450
4S1010MI	7/8"-14	5/8"	16	24	35,5	420
4S1012MI	1 1/16"-12	5/8"	16	27	39,1	420
4S1210MI	7/8"-14	3/4"	19	27	37	420
4S1212MI	1 1/16"-12	3/4"	19	27	40	420
4S1214MI	1 3/16"-12	3/4"	19	32	41,5	420
4S1216MI	1 5/16"-12	3/4"	19	36	43	420
4S1612MI	1 1/16"-12	1"	25	32	43	420
4S1616MI	1 5/16"-12	1"	25	36	45	420
4S1620MI	1 5/8"-12	1"	25	46	48	420
4S2016MI	1 5/16"-12	1 1/4"	31,5	41	48,5	420
4S2020MI	1 5/8"-12	1 1/4"	31,5	46	50,5	420
4S2024MI	1 7/8"-12	1 1/4"	31,5	50	55	420
4S2424MI	1 7/8"-12	1 1/2"	38	50	57	420
4S2432MI	2 1/2"-12	1 1/2"	38	65	65,5	420
4S3232MI	2 1/2"-12	2"	51	65	68,5	420

notes

FOR HOSE:
DIN EN 853 1SN SAE 100 R15
DIN EN 853 2SN SAE 100 R25
2SN-K Exceed DIN EN 857 25C and DIN EN 857 25C
SPC3 EN 856 4SP (ISO 3862-1 4SP) from DN10 to DN25
EN 856 4SH (ISO 3862-1 4SH) from DN19 to DN51
SAE 100 R12 (EN 856 R12) FLEXLINE 4000
SAE 100 R13 (EN 856 R13) on DN19 and DN25
SAE 100 R15 from DN10 to DN25
SAE 100 R16-S from DN10 to DN25
SAE 100 R17 from DN16 to DN25
FLEXLINE 5000, 6000 (ISO 18752) from DN10 to DN31,5

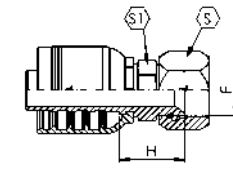
PER TUBO:
DIN EN 853 1SN SAE 100 R15
DIN EN 853 2SN SAE 100 R25
2SN-K Exceed DIN EN 857 25C e DIN EN 857 25C
SPC3 EN 856 4SP (ISO 3862-1 4SP) da DN10 a DN25
EN 856 4SH (ISO 3862-1 4SH) da DN19 a DN51
SAE 100 R12 (EN 856 R12) FLEXLINE 5000
SAE 100 R13 (EN 856 R13) su DN19 e DN25
SAE 100 R15 da DN10 a DN25
SAE 100 R16-S da DN10 a DN25
SAE 100 R17 da DN16 a DN25
FLEXLINE 5000, 6000 (ISO 18752) da DN10 a DN31,5



4SFICP

DKJ - JIC FEMALE DOUBLE HEXAGON, 37° CONE
DKJ - FEMMINA JIC DOPPIO ESAGONO, CONO 37°

Thread - Filetto: UNF-UN
Norm - Norma: SAE J514



Code Codice	Thread Filetto	Hose Tubo		Dimensions Dimensioni			
		Inch/Pollici	DN(mm)	S	S1	H	WPbar
4S0604FICP	7/16"-20	3/8"	10	14	16	21	450
4S0605FICP	1/2"-20	3/8"	10	17	16	21,5	450
4S0606FICP	9/16"-18	3/8"	10	19	16	22,5	450
4S0608FICP	3/4"-16	3/8"	10	22	19	24,5	450
4S0610FICP	7/8"-14	3/8"	10	27	22	36,5	450
4S0806FICP	9/16"-18	1/2"	12,5	19	19	24,5	450
4S0808FICP	3/4"-16	1/2"	12,5	22	19	25,5	450
4S0810FICP	7/8"-14	1/2"	12,5	27	22	27,5	450
4S0812FICP	1 1/16"-12	1/2"	12,5	32	25	30,3	450
4S1008FICP	3/4"-16	5/8"	16	22	22	26,7	420
4S1010FICP	7/8"-14	5/8"	16	27	22	27,7	420
4S1012FICP	1 1/16"-12	5/8"	16	32	25	30,5	420
4S1210FIC	7/8"-14	3/4"	19	27	27	33	420
4S1212FIC	1 1/16"-12	3/4"	19	32	27	34	420
4S1214FIC	1 3/16"-12	3/4"	19	36	30	35,5	420
4S1216FIC	1 5/16"-12	3/4"	19	41	32	38	420
4S1612FIC	1 1/16"-12	1"	25	32	32	36,5	420
4S1616FIC	1 5/16"-12	1"	25	41	32	39,5	420
4S1620FIC	1 5/8"-12	1"	25	50	41	46	420
4S2016FIC	1 5/16"-12	1 1/4"	31,5	41	41	45,5	420
4S2020FIC	1 5/8"-12	1 1/4"	31,5	50	41	48	420
4S2024FIC	1 7/8"-12	1 1/4"	31,5	60	46	51	420
4S2424FIC	1 7/8"-12	1 1/2"	38	60	46	53	420
4S2432FIC	2 1/2"-12	1 1/2"	38	75	60	66	420
4S3232FIC	2 1/2"-12	2"	51	75	60	69	420

notes

FICP: CRIMPED NUT
FOR HOSE:
DIN EN 853 1SN SAE 100 R15
DIN EN 853 2SN SAE 100 R25
2SN-K Exceed DIN EN 857 25C and DIN EN 857 25C
SPC3 EN 856 4SP (ISO 3862-1 4SP) from DN10 to DN25
EN 856 4SH (ISO 3862-1 4SH) from DN19 to DN51
SAE 100 R12 (EN 856 R12) FLEXLINE 4000
SAE 100 R13 (EN 856 R13) on DN19 and DN25
SAE 100 R15 from DN10 to DN25
SAE 100 R16-S from DN10 to DN25
SAE 100 R17 from DN16 to DN25
FLEXLINE 5000, 6000 (ISO 18752) from DN10 to DN31,5

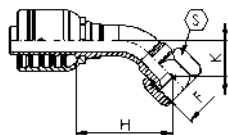
FICP: DADO PINZATO
PER TUBO:
DIN EN 853 1SN SAE 100 R15
DIN EN 853 2SN SAE 100 R25
2SN-K Exceed DIN EN 857 25C e DIN EN 857 25C
SPC3 EN 856 4SP (ISO 3862-1 4SP) da DN10 a DN25
EN 856 4SH (ISO 3862-1 4SH) da DN19 a DN51
SAE 100 R12 (EN 856 R12) FLEXLINE 5000
SAE 100 R13 (EN 856 R13) su DN19 e DN25
SAE 100 R15 da DN10 a DN25
SAE 100 R16-S da DN10 a DN25
SAE 100 R17 da DN16 a DN25
FLEXLINE 5000, 6000 (ISO 18752) da DN10 a DN31,5

4SFIPS45

DKJ 45° - JIC FEMALE 45°, 37° CONE
DKJ 45° - FEMMINA 45° JIC, CONO 37°

Thread - Filetto: UNF-UN
Norm - Norma: SAE J514

Code Codice	Thread Filetto	Hose Tubo		Dimensions Dimensioni			
		Inch	DN (mm)	S	H	K	WPbar
4S0606FIP45	9/16"-18	3/8"	10	19	35,5	12	450
4S0608FIP45	3/4"-16	3/8"	10	22	37,5	14	450
4S0610FIP45	7/8"-14	3/8"	10	27	39,5	16	450
4S0808FIP45	3/4"-16	1/2"	12,5	22	41	14,5	450
4S0810FIP45	7/8"-14	1/2"	12,5	27	43	16	450
4S0812FIP45	1 1/16"-12	1/2"	12,5	32	45,5	19	450
4S1010FIP45	7/8"-14	5/8"	16	27	47	16	420
4S1012FIP45	1 1/16"-12	5/8"	16	32	50	19	420
4S1210FIS45	7/8"-14	3/4"	19	27	66	28	420
4S1212FIS45	1 1/16"-12	3/4"	19	32	63	25	420
4S1214FIS45	1 3/16"-12	3/4"	19	36	63	25	420
4S1216FIS45	1 5/16"-12	3/4"	19	41	66	28	420
4S1612FIS45	1 1/16"-12	1"	25	32	85	35	420
4S1616FIS45	1 5/16"-12	1"	25	41	82	32	420
4S1620FIS45	1 5/8"-12	1"	25	50	83	33	420
4S2016FIS45	1 5/16"-12	1 1/4"	31,5	41	100	41	420
4S2020FIS45	1 5/8"-12	1 1/4"	31,5	50	98	38	420
4S2024FIS45	1 7/8"-12	1 1/4"	31,5	60	99	39	420
4S2424FIS45	1 7/8"-12	1 1/2"	38	60	118	46	420
4S3232FIS45	2 1/2"-12	2"	51	75	157	62	420



notes

FOR HOSE:
DIN EN 853 1SN SAE 100 R15
DIN EN 853 2SN SAE 100 R25
2SN-K Exceed DIN EN 857 2SC and DIN EN 857 2SC
SPC3 EN 856 4SP (ISO 3862-1 4SP) from DN10 to DN25
EN 856 4SH (ISO 3862-1 4SH) from DN19 to DN51
SAE 100 R12 (EN 856 R12) FLEXLINE 4000
SAE 100 R13 (EN 856 R13) on DN19 and DN25
SAE 100 R15 from DN10 to DN25
SAE 100 R16-S from DN10 to DN25
SAE 100 R17 from DN16 to DN25
FLEXLINE 5000, 6000 (ISO 18752) from DN10 to DN31,5

PER TUBO:
DIN EN 853 1SN SAE 100 R15
DIN EN 853 2SN SAE 100 R25
2SN-K Eccede DIN EN 857 2SC e DIN EN 857 2SC
SPC3 EN 856 4SP (ISO 3862-1 4SP) da DN10 a DN25
EN 856 4SH (ISO 3862-1 4SH) da DN19 a DN51
SAE 100 R12 (EN 856 R12) FLEXLINE 5000
SAE 100 R13 (EN 856 R13) su DN19 e DN25
SAE 100 R15 da DN10 a DN25
SAE 100 R16-S da DN10 a DN25
SAE 100 R17 da DN16 a DN25
FLEXLINE 5000, 6000 (ISO 18752) da DN10 a DN31,5

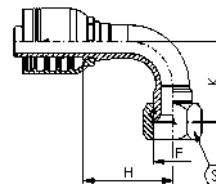
4 spiral fit series
Serie 4 spiral fit

4SFIPS90

DKJ 90° - JIC FEMALE 90°, 37° CONE
DKJ 90° - FEMMINA 90° JIC, CONO 37°

Thread - Filetto: UNF-UN
Norm - Norma: SAE J514

Code Codice	Thread Filetto	Hose Tubo		Dimensions Dimensioni			
		Inch	DN (mm)	S	H	K	WPbar
4S0606FIP90	9/16"-18	3/8"	10	19	31	33	450
4S0608FIP90	3/4"-16	3/8"	10	22	31	33	450
4S0808FIP90	3/4"-16	1/2"	12,5	22	37	39	450
4S0810FIP90	7/8"-14	1/2"	12,5	27	37	40	450
4S1010FIP90	7/8"-14	5/8"	16	27	45	45	420
4S1012FIP90	1 1/16"-12	5/8"	16	32	45	47	420
4S1210FIS90	7/8"-14	3/4"	19	27	55	55	420
4S1212FIS90	1 1/16"-12	3/4"	19	32	55	52	420
4S1214FIS90	1 3/16"-12	3/4"	19	36	55	52	420
4S1216FIS90	1 5/16"-12	3/4"	19	41	55	56	420
4S1612FIS90	1 1/16"-12	1"	25	32	71	71	420
4S1616FIS90	1 5/16"-12	1"	25	41	71	67	420
4S1620FIS90	1 5/8"-12	1"	25	50	71	69	420
4S2016FIS90	1 5/16"-12	1 1/4"	31,5	41	87	84	420
4S2020FIS90	1 5/8"-12	1 1/4"	31,5	50	87	81	420
4S2024FIS90	1 7/8"-12	1 1/4"	31,5	60	87	82	420
4S2424FIS90	1 7/8"-12	1 1/2"	38	60	105	97	420
4S3232FIS90	2 1/2"-12	2"	51	75	140	132	420



notes

FOR HOSE:
DIN EN 853 1SN SAE 100 R15
DIN EN 853 2SN SAE 100 R25
2SN-K Exceed DIN EN 857 2SC and DIN EN 857 2SC
SPC3 EN 856 4SP (ISO 3862-1 4SP) from DN10 to DN25
EN 856 4SH (ISO 3862-1 4SH) from DN19 to DN51
SAE 100 R12 (EN 856 R12) FLEXLINE 4000
SAE 100 R13 (EN 856 R13) on DN19 and DN25
SAE 100 R15 from DN10 to DN25
SAE 100 R16-S from DN10 to DN25
SAE 100 R17 from DN16 to DN25
FLEXLINE 5000, 6000 (ISO 18752) from DN10 to DN31,5

PER TUBO:
DIN EN 853 1SN SAE 100 R15
DIN EN 853 2SN SAE 100 R25
2SN-K Eccede DIN EN 857 2SC e DIN EN 857 2SC
SPC3 EN 856 4SP (ISO 3862-1 4SP) da DN10 a DN25
EN 856 4SH (ISO 3862-1 4SH) da DN19 a DN51
SAE 100 R12 (EN 856 R12) FLEXLINE 5000
SAE 100 R13 (EN 856 R13) su DN19 e DN25
SAE 100 R15 da DN10 a DN25
SAE 100 R16-S da DN10 a DN25
SAE 100 R17 da DN16 a DN25
FLEXLINE 5000, 6000 (ISO 18752) da DN10 a DN31,5

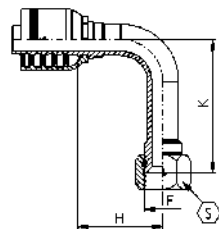
4 spiral fit series
Serie 4 spiral fit

4SFIPS90L

DKJ 90° - JIC FEMALE 90° LONG, 37° CONE
 DKJ 90° - FEMMINA 90° JIC LUNGA, CONO 37°

Thread - Filetto: UNF-UN
 Norm - Norma: SAE J514

Code Codice	Thread Filetto	Hose Tubo		Dimensions Dimensioni			
		Inch	DN (mm)	S	H	K	WPbar
4S0606FIP90L	9/16"-18	3/8"	10	19	31	54	450
4S0608FIP90L	3/4"-16	3/8"	10	22	31	64	450
4S0808FIP90L	3/4"-16	1/2"	12,5	22	38	64	450
4S0810FIP90L	7/8"-14	1/2"	12,5	27	38	70	450
4S1010FIP90L	7/8"-14	5/8"	16	27	45	70	420
4S1012FIP90L	1 1/16"-12	5/8"	16	32	45	96	420
4S1212FIS90-K96	1 1/16"-12	3/4"	19	32	55	96	420
4S1616FIS90-K116	1 5/16"-12	1"	25	41	71	116	420
4S2020FIS90-K136	1 5/8"-12	1 1/4"	31,5	50	87	136	420



notes

FOR HOSE:
 DIN EN 853 1SN SAE 100 R15
 DIN EN 853 2SN SAE 100 R25
 2SN-K Exceed DIN EN 857 25C and DIN EN 857 25C
 SPC3 EN 856 4SP (ISO 3862-1 4SP) from DN10 to DN25
 EN 856 4SH (ISO 3862-1 4SH) from DN19 to DN51
 SAE 100 R12 (EN 856 R12) FLEXLINE 4000
 SAE 100 R13 (EN 856 R13) on DN19 and DN25
 SAE 100 R15 from DN10 to DN25
 SAE 100 R16-S from DN10 to DN25
 SAE 100 R17 from DN16 to DN25
 FLEXLINE 5000, 6000 (ISO 18752) from DN10 to DN31,5

PER TUBO:
 DIN EN 853 1SN SAE 100 R15
 DIN EN 853 2SN SAE 100 R25
 2SN-K Eccede DIN EN 857 25C e DIN EN 857 25C
 SPC3 EN 856 4SP (ISO 3862-1 4SP) da DN10 a DN25
 EN 856 4SH (ISO 3862-1 4SH) da DN19 a DN51
 SAE 100 R12 (EN 856 R12) FLEXLINE 5000
 SAE 100 R13 (EN 856 R13) su DN19 e DN25
 SAE 100 R15 da DN10 a DN25
 SAE 100 R16-S da DN10 a DN25
 SAE 100 R17 da DN16 a DN25
 FLEXLINE 5000, 6000 (ISO 18752) da DN10 a DN31,5

4 spiral fit series
 Serie 4 spiral fit

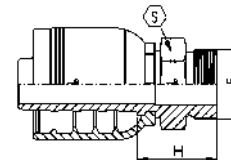


4SMS

STANDARD ORB MALE SOLID SAE
 MASCHIO STANDARD ORB SAE

Thread - Filetto: UNF-UN

Code Codice	Thread Filetto	Hose Tubo		Dimensions Dimensioni		
		Inch/Pollici	DN(mm)	S	H	WPbar
4S0606MS	9/16"-18	3/8"	10	17	23,5	450
4S0608MS	3/4"-16	3/8"	10	22	26	450
4S0808MS	3/4"-16	1/2"	12,5	22	27	450
4S0810MS	7/8"-14	1/2"	12,5	25	29,5	450
4S0812MS	1 1/16"-12	1/2"	12,5	32	33,5	450
4S1010MS	7/8"-14	5/8"	16	25	30	420
4S1012MS	1 1/16"-12	5/8"	16	32	34	420




notes

FOR HOSE:
 DIN EN 853 1SN SAE 100 R15
 DIN EN 853 2SN SAE 100 R25
 2SN-K Exceed DIN EN 857 25C and DIN EN 857 25C
 SPC3 EN 856 4SP (ISO 3862-1 4SP) from DN10 to DN25
 EN 856 4SH (ISO 3862-1 4SH) from DN19 to DN51
 SAE 100 R12 (EN 856 R12) FLEXLINE 4000
 SAE 100 R13 (EN 856 R13) on DN19 and DN25
 SAE 100 R15 from DN10 to DN25
 SAE 100 R16-S from DN10 to DN25
 SAE 100 R17 from DN16 to DN25
 FLEXLINE 5000, 6000 (ISO 18752) from DN10 to DN31,5

PER TUBO:
 DIN EN 853 1SN SAE 100 R15
 DIN EN 853 2SN SAE 100 R25
 2SN-K Eccede DIN EN 857 25C e DIN EN 857 25C
 SPC3 EN 856 4SP (ISO 3862-1 4SP) da DN10 a DN25
 EN 856 4SH (ISO 3862-1 4SH) da DN19 a DN51
 SAE 100 R12 (EN 856 R12) FLEXLINE 5000
 SAE 100 R13 (EN 856 R13) su DN19 e DN25
 SAE 100 R15 da DN10 a DN25
 SAE 100 R16-S da DN10 a DN25
 SAE 100 R17 da DN16 a DN25
 FLEXLINE 5000, 6000 (ISO 18752) da DN10 a DN31,5

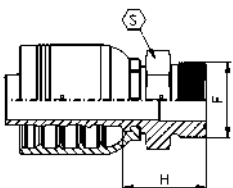
4 spiral fit series
 Serie 4 spiral fit



4SMRS

AGO - ORFS MALE
AGO - MASCHIO ORFS

Thread - Filetto: UNF-UN-UNS
Norm - Norma: SAE J1453



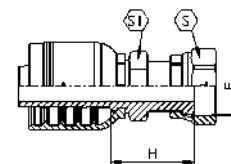
Code Codice	Thread Filetto	Hose Tubo		Dimensions Dimensioni		
		Inch/Pollici	DN(mm)	S	H	WPbar
4S0606MRS	11/16"-16	3/8"	10	19	25,5	450
4S0608MRS	13/16"-16	3/8"	10	22	28,5	450
4S0610MRS	1"-14	3/8"	10	27	33	450
4S0808MRS	13/16"-16	1/2"	12,5	22	29,5	450
4S0810MRS	1"-14	1/2"	12,5	27	34	450
4S0812MRS	1 3/16"-12	1/2"	12,5	32	37	450
4S1010MRS	1"-14	5/8"	16	27	34	420
4S1012MRS	1 3/16"-12	5/8"	16	32	37	420
4S1212MRS	1 3/16"-12	3/4"	19	32	36	420
4S1216MRS	1 7/16"-12	3/4"	19	41	38,5	420
4S1616MRS	1 7/16"-12	1"	25	41	41	420
4S1620MRS	1 11/16"-12	1"	25	46	42	420
4S2020MRS	1 11/16"-12	1 1/4"	31,5	46	44	420
4S2424MRS	2"-12	1 1/2"	38	55	48	420



4SFRC

DKO - ORFS FEMALE DOUBLE HEXAGON
DKO - FEMMINA DOPPIO ESAGONO ORFS

Thread - Filetto: UNF-UN-UNS
Norm - Norma: SAE J1453



Code Codice	Thread Filetto	Hose Tubo		Dimensions Dimensioni			
		Inch/Pollici	DN(mm)	S	S1	H	WPbar
4S0604FRC	9/16"-18	3/8"	10	17	16	26,5	450
4S0606FRC	11/16"-16	3/8"	10	22	16	28,5	450
4S0608FRC	13/16"-16	3/8"	10	24	19	32,5	450
4S0806FRC	11/16"-16	1/2"	12,5	22	19	30,5	450
4S0808FRC	13/16"-16	1/2"	12,5	24	19	33,5	450
4S0810FRC	1"-14	1/2"	12,5	30	24	39,5	450
4S0812FRC	1 3/16"-12	1/2"	12,5	36	27	43,5	450
4S1010FRC	1"-14	5/8"	16	30	24	39,5	420
4S1012FRC	1 3/16"-12	5/8"	16	36	27	43,5	420
4S1210FRC	1"-14	3/4"	19	30	27	43	420
4S1212FRC	1 3/16"-12	3/4"	19	36	30	46	420
4S1216FRC	1 7/16"-12	3/4"	19	41	36	49	420
4S1612FRC	1 3/16"-12	1"	25	36	32	50	420
4S1616FRC	1 7/16"-12	1"	25	41	36	51	420
4S1620FRC	1 11/16"-12	1"	25	50	41	52	420
4S2020FRC	1 11/16"-12	1 1/4"	31,5	50	41	55	420
4S2024FRC	2"-12	1 1/4"	31,5	60	50	59,5	420
4S2424FRC	2"-12	1 1/2"	38	60	50	60	420

notes

FOR HOSE:
DIN EN 853 1SN SAE 100 R15
DIN EN 853 2SN SAE 100 R25
2SN-K Exceed DIN EN 857 2SC and DIN EN 857 2SC
SPC3 EN 856 4SP (ISO 3862-1 4SP) from DN10 to DN25
EN 856 4SH (ISO 3862-1 4SH) from DN19 to DN51
SAE 100 R12 (EN 856 R12) FLEXLINE 4000
SAE 100 R13 (EN 856 R13) on DN19 and DN25
SAE 100 R15 from DN10 to DN25
SAE 100 R16-S from DN10 to DN25
SAE 100 R17 from DN16 to DN25
FLEXLINE 5000, 6000 (ISO 18752) from DN10 to DN31,5

PER TUBO:
DIN EN 853 1SN SAE 100 R15
DIN EN 853 2SN SAE 100 R25
2SN-K Exceed DIN EN 857 2SC e DIN EN 857 2SC
SPC3 EN 856 4SP (ISO 3862-1 4SP) da DN10 a DN25
EN 856 4SH (ISO 3862-1 4SH) da DN19 a DN51
SAE 100 R12 (EN 856 R12) FLEXLINE 5000
SAE 100 R13 (EN 856 R13) su DN19 e DN25
SAE 100 R15 da DN10 a DN25
SAE 100 R16-S da DN10 a DN25
SAE 100 R17 da DN16 a DN25
FLEXLINE 5000, 6000 (ISO 18752) da DN10 a DN31,5

notes

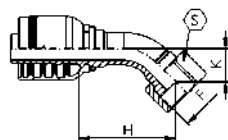
CRIMPED NUT
FOR HOSE:
DIN EN 853 1SN SAE 100 R15
DIN EN 853 2SN SAE 100 R25
2SN-K Exceed DIN EN 857 2SC and DIN EN 857 2SC
SPC3 EN 856 4SP (ISO 3862-1 4SP) from DN10 to DN25
EN 856 4SH (ISO 3862-1 4SH) from DN19 to DN51
SAE 100 R12 (EN 856 R12) FLEXLINE 4000
SAE 100 R13 (EN 856 R13) on DN19 and DN25
SAE 100 R15 from DN10 to DN25
SAE 100 R16-S from DN10 to DN25
SAE 100 R17 from DN16 to DN25
FLEXLINE 5000, 6000 (ISO 18752) from DN10 to DN31,5
DADO PINZATO; PER TUBO:
DIN EN 853 1SN SAE 100 R15
DIN EN 853 2SN SAE 100 R25
2SN-K Exceed DIN EN 857 2SC e DIN EN 857 2SC
SPC3 EN 856 4SP (ISO 3862-1 4SP) da DN10 a DN25
EN 856 4SH (ISO 3862-1 4SH) da DN19 a DN51
SAE 100 R12 (EN 856 R12) FLEXLINE 5000
SAE 100 R13 (EN 856 R13) su DN19 e DN25
SAE 100 R15 da DN10 a DN25
SAE 100 R16-S da DN10 a DN25
SAE 100 R17 da DN16 a DN25
FLEXLINE 5000, 6000 (ISO 18752) da DN10 a DN31,5

4SFRS45

DKO 45° - ORFS FEMALE 45°
DKO 45° - FEMMINA 45° ORFS

Thread - Filetto: UNF-UN-UNS
Norm - Norma: SAE J1453

Code Codice	Thread Filetto	Hose Tubo		Dimensions Dimensioni			
		Inch	DN (mm)	S	H	K	WPbar
4S0604FRS45	9/16"-18	3/8"	10	17	35	11,5	450
4S0606FRS45	11/16"-16	3/8"	10	22	36	12,5	450
4S0608FRS45	13/16"-16	3/8"	10	24	38,5	15	450
4S0808FRS45	13/16"-16	1/2"	12,5	24	42,5	15,5	450
4S0810FRS45	1"-14	1/2"	12,5	30	45	17,5	450
4S0812FRS45	1 3/16"-12	1/2"	12,5	36	47	20,5	450
4S1010FRS45	1"-14	5/8"	16	30	49	18	420
4S1012FRS45	1 3/16"-12	5/8"	16	36	51,5	20,5	420
4S1212FRS45	1 3/16"-12	3/4"	19	36	60	22	420
4S1216FRS45	1 7/16"-12	3/4"	19	41	61	23	420
4S1616FRS45	1 7/16"-12	1"	25	41	78	29	420
4S1620FRS45	1 11/16"-12	1"	25	50	78	29	420
4S2020FRS45	1 11/16"-12	1 1/4"	31,5	50	93	34	420
4S2424FRS45	2"-12	1 1/2"	38	60	113	41	420

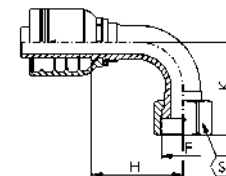


4SFRS90C

DKO 90° - ORFS FEMALE 90° SHORT
DKO 90° - FEMMINA 90° ORFS CORTA

Thread - Filetto: UNF-UN-UNS
Norm - Norma: SAE J1453

Code Codice	Thread Filetto	Hose Tubo		Dimensions Dimensioni			
		Inch	DN (mm)	S	H	K	WPbar
4S0604FRS90C	9/16"-18	3/8"	10	17	30	22	450
4S0606FRS90C	11/16"-16	3/8"	10	22	31,5	24,5	450
4S0608FRS90C	13/16"-16	3/8"	10	24	31	30	450
4S0806FRS90M	11/16"-16	1/2"	12,5	22	38	41	450
4S0808FRS90C	13/16"-16	1/2"	12,5	24	39	31	450
4S0810FRS90C	1"-14	1/2"	12,5	30	39	34	450
4S0812FRS90C	1 3/16"-12	1/2"	12,5	36	39	42	450
4S1010FRS90C	1"-14	5/8"	16	30	45	35	420
4S1012FRS90C	1 3/16"-12	5/8"	16	36	45	42	420
4S1212FRS90	1 3/16"-12	3/4"	19	36	54	48	420
4S1216FRS90	1 7/16"-12	3/4"	19	41	54	49	420
4S1616FRS90	1 7/16"-12	1"	25	41	71	62	420
4S1620FRS90	1 11/16"-12	1"	25	50	71	62	420
4S2020FRS90	1 11/16"-12	1 1/4"	31,5	50	87	75	420
4S2424FRS90	2"-12	1 1/2"	38	60	105	90	420



notes

FOR HOSE:
DIN EN 853 1SN SAE 100 R15
DIN EN 853 2SN SAE 100 R25
2SN-K Exceed DIN EN 857 2SC and DIN EN 857 2SC
SPC3 EN 856 4SP (ISO 3862-1 4SP) from DN10 to DN25
EN 856 4SH (ISO 3862-1 4SH) from DN19 to DN51
SAE 100 R12 (EN 856 R12) FLEXLINE 4000
SAE 100 R13 (EN 856 R13) on DN19 and DN25
SAE 100 R15 from DN10 to DN25
SAE 100 R16-S from DN10 to DN25
SAE 100 R17 from DN16 to DN25
FLEXLINE 5000, 6000 (ISO 18752) from DN10 to DN31,5

PER TUBO:
DIN EN 853 1SN SAE 100 R15
DIN EN 853 2SN SAE 100 R25
2SN-K Eccede DIN EN 857 2SC e DIN EN 857 2SC
SPC3 EN 856 4SP (ISO 3862-1 4SP) da DN10 a DN25
EN 856 4SH (ISO 3862-1 4SH) da DN19 a DN51
SAE 100 R12 (EN 856 R12) FLEXLINE 5000
SAE 100 R13 (EN 856 R13) su DN19 e DN25
SAE 100 R15 da DN10 a DN25
SAE 100 R16-S da DN10 a DN25
SAE 100 R17 da DN16 a DN25
FLEXLINE 5000, 6000 (ISO 18752) da DN10 a DN31,5

notes

FOR HOSE:
DIN EN 853 1SN SAE 100 R15
DIN EN 853 2SN SAE 100 R25
2SN-K Exceed DIN EN 857 2SC and DIN EN 857 2SC
SPC3 EN 856 4SP (ISO 3862-1 4SP) from DN10 to DN25
EN 856 4SH (ISO 3862-1 4SH) from DN19 to DN51
SAE 100 R12 (EN 856 R12) FLEXLINE 4000
SAE 100 R13 (EN 856 R13) on DN19 and DN25
SAE 100 R15 from DN10 to DN25
SAE 100 R16-S from DN10 to DN25
SAE 100 R17 from DN16 to DN25
FLEXLINE 5000, 6000 (ISO 18752) from DN10 to DN31,5

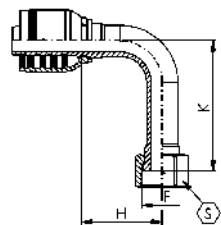
PER TUBO:
DIN EN 853 1SN SAE 100 R15
DIN EN 853 2SN SAE 100 R25
2SN-K Eccede DIN EN 857 2SC e DIN EN 857 2SC
SPC3 EN 856 4SP (ISO 3862-1 4SP) da DN10 a DN25
EN 856 4SH (ISO 3862-1 4SH) da DN19 a DN51
SAE 100 R12 (EN 856 R12) FLEXLINE 5000
SAE 100 R13 (EN 856 R13) su DN19 e DN25
SAE 100 R15 da DN10 a DN25
SAE 100 R16-S da DN10 a DN25
SAE 100 R17 da DN16 a DN25
FLEXLINE 5000, 6000 (ISO 18752) da DN10 a DN31,5

4SFRS90L

DKO 90° - ORFS FEMALE 90° LONG
DKO 90° - FEMMINA 90° ORFS LUNGA

Thread - Filetto: UNF-UN-UNS
Norm - Norma: SAE J1453

Code Codice	Thread Filetto	Hose Tubo		Dimensions Dimensioni			
		Inch	DN (mm)	S	H	K	WPbar
4S0606FRS90L	11/16"-16	3/8"	10	22	34	54	450
4S0608FRS90L	13/16"-16	3/8"	10	24	34	64	450
4S0808FRS90L	13/16"-16	1/2"	12,5	24	39	64	450
4S0810FRS90L	1"-14	1/2"	12,5	30	39	70	450
4S1010FRS90L	1"-14	5/8"	16	30	45	70	420
4S1212FRS90-K96	1 3/16"-12	3/4"	19	36	54	96	420
4S1616FRS90-K114	1 7/16"-12	1"	25	41	71	114	420
4S2020FRS90-K130	1 11/16"-12	1 1/4"	31,5	50	87	130	420
4S2424FRS90-K155	2"-12	1 1/2"	38	60	105	155	420



notes

FOR HOSE:
DIN EN 853 1SN SAE 100 R15
DIN EN 853 2SN SAE 100 R25
2SN-K Exceed DIN EN 857 2SC and DIN EN 857 2SC
SPC3 EN 856 4SP (ISO 3862-1 4SP) from DN10 to DN25
EN 856 4SH (ISO 3862-1 4SH) from DN19 to DN51
SAE 100 R12 (EN 856 R12) FLEXLINE 4000
SAE 100 R13 (EN 856 R13) on DN19 and DN25
SAE 100 R15 from DN10 to DN25
SAE 100 R16-S from DN10 to DN25
SAE 100 R17 from DN16 to DN25
FLEXLINE 5000, 6000 (ISO 18752) from DN10 to DN31,5

PER TUBO:
DIN EN 853 1SN SAE 100 R15
DIN EN 853 2SN SAE 100 R25
2SN-K Eccede DIN EN 857 2SC e DIN EN 857 2SC
SPC3 EN 856 4SP (ISO 3862-1 4SP) da DN10 a DN25
EN 856 4SH (ISO 3862-1 4SH) da DN19 a DN51
SAE 100 R12 (EN 856 R12) FLEXLINE 5000
SAE 100 R13 (EN 856 R13) su DN19 e DN25
SAE 100 R15 da DN10 a DN25
SAE 100 R16-S da DN10 a DN25
SAE 100 R17 da DN16 a DN25
FLEXLINE 5000, 6000 (ISO 18752) da DN10 a DN31,5

4 spiral fit series
Serie 4 spiral fit

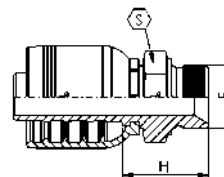


4SMG

AGR - BSPP MALE, 60° CONE
AGR - MASCHIO BSPP, CONO 60°

Thread - Filetto: BSPP
Norm - Norma: BS 5200


Code Codice	Thread Filetto	Hose Tubo		Dimensions Dimensioni		
		Inch/Pollici	DN(mm)	S	H	WPbar
4S0604MG	1/4"-19	3/8"	10	19	25	450
4S0606MG	3/8"-19	3/8"	10	22	27	450
4S0608MG	1/2"-14	3/8"	10	27	32	450
4S0806MG	3/8"-19	1/2"	12,5	22	28	450
4S0808MG	1/2"-14	1/2"	12,5	27	33	450
4S0810MG	5/8"-14	1/2"	12,5	30	35	450
4S0812MG	3/4"-14	1/2"	12,5	32	36	450
4S1008MG	1/2"-14	5/8"	16	27	33	420
4S1010MG	5/8"-14	5/8"	16	30	35	420
4S1012MG	3/4"-14	5/8"	16	32	36	420
4S1212MG	3/4"-14	3/4"	19	32	38	420
4S1216MG	1"-11	3/4"	19	41	43	420
4S1616MG	1"-11	1"	25	41	45	420
4S1620MG	1 1/4"-11	1"	25	50	48	420
4S2020MG	1 1/4"-11	1 1/4"	31,5	50	50	420
4S2024MG	1 1/2"-11	1 1/4"	31,5	55	53	420
4S2424MG	1 1/2"-11	1 1/2"	38	55	55	420
4S3232MG	2"-11	2"	51	70	63	420



notes

FOR HOSE:
DIN EN 853 1SN SAE 100 R15
DIN EN 853 2SN SAE 100 R25
2SN-K Exceed DIN EN 857 2SC and DIN EN 857 2SC
SPC3 EN 856 4SP (ISO 3862-1 4SP) from DN10 to DN25
EN 856 4SH (ISO 3862-1 4SH) from DN19 to DN51
SAE 100 R12 (EN 856 R12) FLEXLINE 4000
SAE 100 R13 (EN 856 R13) on DN19 and DN25
SAE 100 R15 from DN10 to DN25
SAE 100 R16-S from DN10 to DN25
SAE 100 R17 from DN16 to DN25
FLEXLINE 5000, 6000 (ISO 18752) from DN10 to DN31,5

PER TUBO:
DIN EN 853 1SN SAE 100 R15
DIN EN 853 2SN SAE 100 R25
2SN-K Eccede DIN EN 857 2SC e DIN EN 857 2SC
SPC3 EN 856 4SP (ISO 3862-1 4SP) da DN10 a DN25
EN 856 4SH (ISO 3862-1 4SH) da DN19 a DN51
SAE 100 R12 (EN 856 R12) FLEXLINE 5000
SAE 100 R13 (EN 856 R13) su DN19 e DN25
SAE 100 R15 da DN10 a DN25
SAE 100 R16-S da DN10 a DN25
SAE 100 R17 da DN16 a DN25
FLEXLINE 5000, 6000 (ISO 18752) da DN10 a DN31,5

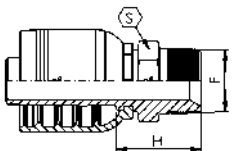


4SMGC

AGR K - BSPT MALE, 60° CONE
 AGR K - MASCHIO BSPT, CONO 60°

Thread - Filetto: BSPT

Code Codice	Thread Filetto	Hose Tubo		Dimensions Dimensioni		
		Inch/Pollici	DN(mm)	S	H	WPbar
4S0604MGC	1/4"-19	3/8"	10	15	26	450
4S0606MGC	3/8"-19	3/8"	10	19	27	450
4S0608MGC	1/2"-14	3/8"	10	22	32	450
4S0806MGC	3/8"-19	1/2"	12,5	19	28	450
4S0808MGC	1/2"-14	1/2"	12,5	22	33	450
4S1008MGC	1/2"-14	5/8"	16	22	33	420
4S1012MGC	3/4"-14	5/8"	16	27	35	420
4S1212MGC	3/4"-14	3/4"	19	27	37	420
4S1216MGC	1"-11	3/4"	19	36	42	420
4S1616MGC	1"-11	1"	25	36	44	420
4S2020MGC	1 1/4"-11	1 1/4"	31,5	46	51	420
4S2424MGC	1 1/2"-11	1 1/2"	38	50	54	420
4S3232MGC	2"-11	2"	51	65	64	420

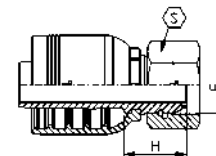


4SFGOLS

DKR - BSP FEMALE FULL HEXAGON NUT O'RING, 60° CONE
 DKR - FEMMINA BSP DADO ESAGONO COMPLETO O'RING, CONO 60°

Thread - Filetto: BSPP
 Norm - Norma: BS 5200

Code Codice	Thread Filetto	Hose Tubo		Dimensions Dimensioni			
		Inch	DN (mm)	S	H	O-ring	WPbar
4S0606FGOL	3/8"-19	3/8"	10	22	24	8,5x1,5	450
4S0608FGOL	1/2"-14	3/8"	10	27	26	11,5x1,5	450
4S0808FGOL	1/2"-14	1/2"	12,5	27	26	11,5x1,5	450
4S0810FGOS	5/8"-14	1/2"	12,5	30	26	13x1,5	450
4S1010FGOS	5/8"-14	5/8"	16	30	25	13x1,5	420
4S1012FGOS	3/4"-14	5/8"	16	32	28	17x1,5	420
4S1212FGO	3/4"-14	3/4"	19	32	29	17x1,5	420
4S1216FGO	1"-11	3/4"	19	41	33	22x1,5	420
4S1616FGO	1"-11	1"	25	41	34	22x1,5	420
4S1620FGO	1 1/4"-11	1"	25	50	38	28,3x1,78	420
4S2020FGO	1 1/4"-11	1 1/4"	31,5	50	39	28,3x1,78	420
4S2024FGO	1 1/2"-11	1 1/4"	31,5	60	42	33,05x1,78	420
4S2424FGO	1 1/2"-11	1 1/2"	38	60	43	33,05x1,78	420
4S3232FGO	2"-11	2"	51	75	47	44,17x1,78	420



notes

FOR HOSE:
 DIN EN 853 1SN SAE 100 R15
 DIN EN 853 2SN SAE 100 R25
 2SN-K Exceed DIN EN 857 2SC and DIN EN 857 2SC
 SPC3 EN 856 4SP (ISO 3862-1 4SP) from DN10 to DN25
 EN 856 4SH (ISO 3862-1 4SH) from DN19 to DN51
 SAE 100 R12 (EN 856 R12) FLEXLINE 4000
 SAE 100 R13 (EN 856 R13) on DN19 and DN25
 SAE 100 R15 from DN10 to DN25
 SAE 100 R16-S from DN10 to DN25
 SAE 100 R17 from DN16 to DN25
 FLEXLINE 5000, 6000 (ISO 18752) from DN10 to DN31,5

PER TUBO:
 DIN EN 853 1SN SAE 100 R15
 DIN EN 853 2SN SAE 100 R25
 2SN-K Exceed DIN EN 857 2SC e DIN EN 857 2SC
 SPC3 EN 856 4SP (ISO 3862-1 4SP) da DN10 a DN25
 EN 856 4SH (ISO 3862-1 4SH) da DN19 a DN51
 SAE 100 R12 (EN 856 R12) FLEXLINE 5000
 SAE 100 R13 (EN 856 R13) su DN19 e DN25
 SAE 100 R15 da DN10 a DN25
 SAE 100 R16-S da DN10 a DN25
 SAE 100 R17 da DN16 a DN25
 FLEXLINE 5000, 6000 (ISO 18752) da DN10 a DN31,5

notes

FOR HOSE:
 DIN EN 853 1SN SAE 100 R15
 DIN EN 853 2SN SAE 100 R25
 2SN-K Exceed DIN EN 857 2SC and DIN EN 857 2SC
 SPC3 EN 856 4SP (ISO 3862-1 4SP) from DN10 to DN25
 EN 856 4SH (ISO 3862-1 4SH) from DN19 to DN51
 SAE 100 R12 (EN 856 R12) FLEXLINE 4000
 SAE 100 R13 (EN 856 R13) on DN19 and DN25
 SAE 100 R15 from DN10 to DN25
 SAE 100 R16-S from DN10 to DN25
 SAE 100 R17 from DN16 to DN25
 FLEXLINE 5000, 6000 (ISO 18752) from DN10 to DN31,5

PER TUBO:
 DIN EN 853 1SN SAE 100 R15
 DIN EN 853 2SN SAE 100 R25
 2SN-K Exceed DIN EN 857 2SC e DIN EN 857 2SC
 SPC3 EN 856 4SP (ISO 3862-1 4SP) da DN10 a DN25
 EN 856 4SH (ISO 3862-1 4SH) da DN19 a DN51
 SAE 100 R12 (EN 856 R12) FLEXLINE 5000
 SAE 100 R13 (EN 856 R13) su DN19 e DN25
 SAE 100 R15 da DN10 a DN25
 SAE 100 R16-S da DN10 a DN25
 SAE 100 R17 da DN16 a DN25
 FLEXLINE 5000, 6000 (ISO 18752) da DN10 a DN31,5

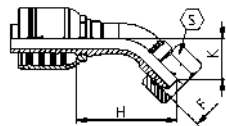


4SFGOLS45

DKR 45° - BSP FEMALE 45° FULL HEXAGON NUT O'RING, 60° CONE
 DKR 45° - FEMMINA 45° BSP DADO ESAGONO COMPLETO O'RING, CONO 60°

Thread - Filetto: BSPP
 Norm - Norma: BS 5200

Code Codice	Thread Filetto	Hose Tubo		Dimensions Dimensioni				
		Inch	DN (mm)	S	H	K	O-ring	WPbar
4S0606FGOL45	3/8"-19	3/8"	10	22	39	15	8,5x1,5	450
4S0608FGOL45	1/2"-14	3/8"	10	27	41	18	11,5x1,5	450
4S0808FGOL45	1/2"-14	1/2"	12,5	27	45	18	11,5x1,5	450
4S0810FGOS45	5/8"-14	1/2"	12,5	30	51	24	13x1,5	450
4S1010FGOS45	5/8"-14	5/8"	16	30	55	24	13x1,5	420
4S1012FGOS45	3/4"-14	5/8"	16	32	58	27	17x1,5	420
4S1212FGO45	3/4"-14	3/4"	19	32	67	29	17x1,5	420
4S1216FGO45	1"-11	3/4"	19	41	70	32	22x1,5	420
4S1616FGO45	1"-11	1"	25	41	86	36	22x1,5	420
4S1620FGO45	1 1/4"-11	1"	25	50	87	37	28,3x1,78	420
4S2020FGO45	1 1/4"-11	1 1/4"	31,5	50	103	43	28,3x1,78	420
4S2024FGO45	1 1/2"-11	1 1/4"	31,5	60	103	43	33,05x1,78	420
4S2424FGO45	1 1/2"-11	1 1/2"	38	60	123	51	33,05x1,78	420
4S3232FGO45	2"-11	2"	51	75	160	65	44,17x1,78	420



notes

FOR HOSE:
 DIN EN 853 1SN SAE 100 R15
 DIN EN 853 2SN SAE 100 R25
 2SN-K Eccede DIN EN 857 25C and DIN EN 857 25C
 SPC3 EN 856 4SP (ISO 3862-1 4SP) from DN10 to DN25
 EN 856 4SH (ISO 3862-1 4SH) from DN19 to DN51
 SAE 100 R12 (EN 856 R12) FLEXLINE 4000
 SAE 100 R13 (EN 856 R13) on DN19 and DN25
 SAE 100 R15 from DN10 to DN25
 SAE 100 R16-S from DN10 to DN25
 SAE 100 R17 from DN16 to DN25
 FLEXLINE 5000, 6000 (ISO 18752) from DN10 to DN31,5

PER TUBO:
 DIN EN 853 1SN SAE 100 R15
 DIN EN 853 2SN SAE 100 R25
 2SN-K Eccede DIN EN 857 25C e DIN EN 857 25C
 SPC3 EN 856 4SP (ISO 3862-1 4SP) da DN10 a DN25
 EN 856 4SH (ISO 3862-1 4SH) da DN19 a DN51
 SAE 100 R12 (EN 856 R12) FLEXLINE 5000
 SAE 100 R13 (EN 856 R13) su DN19 e DN25
 SAE 100 R15 da DN10 a DN25
 SAE 100 R16-S da DN10 a DN25
 SAE 100 R17 da DN16 a DN25
 FLEXLINE 5000, 6000 (ISO 18752) da DN10 a DN31,5

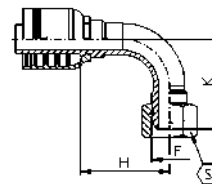


4SFGOLS90

DKR 90° - BSP FEMALE 90° FULL HEXAGON NUT O'RING, 60° CONE
 DKR 90° - FEMMINA 90° BSP DADO ESAGONO COMPLETO O'RING, CONO 60°

Thread - Filetto: BSPP
 Norm - Norma: BS 5200

Code Codice	Thread Filetto	Hose Tubo		Dimensions Dimensioni				
		Inch	DN (mm)	S	H	K	O-ring	WPbar
4S0606FGOL90	3/8"-19	3/8"	10	22	30	30	8,5x1,5	450
4S0608FGOL90	1/2"-14	3/8"	10	27	30	33	11,5x1,5	450
4S0808FGOL90	1/2"-14	1/2"	12,5	27	37	36	11,5x1,5	450
4S1010FGOS90	5/8"-14	5/8"	16	30	44	48	13x1,5	420
4S1012FGOS90	3/4"-14	5/8"	16	32	44	51	17x1,5	420
4S1212FGO90	3/4"-14	3/4"	19	32	55	57	17x1,5	420
4S1216FGO90	1"-11	3/4"	19	41	55	61	22x1,5	420
4S1616FGO90	1"-11	1"	25	41	71	72	22x1,5	420
4S1620FGO90	1 1/4"-11	1"	25	50	71	74	28,3x1,78	420
4S2020FGO90	1 1/4"-11	1 1/4"	31,5	50	87	88	28,3x1,78	420
4S2024FGO90	1 1/2"-11	1 1/4"	31,5	60	87	88	33,05x1,78	420
4S2424FGO90	1 1/2"-11	1 1/2"	38	60	105	104	33,05x1,78	420
4S3232FGO90	2"-11	2"	51	75	140	137	44,17x1,78	420



notes

FOR HOSE:
 DIN EN 853 1SN SAE 100 R15
 DIN EN 853 2SN SAE 100 R25
 2SN-K Eccede DIN EN 857 25C and DIN EN 857 25C
 SPC3 EN 856 4SP (ISO 3862-1 4SP) from DN10 to DN25
 EN 856 4SH (ISO 3862-1 4SH) from DN19 to DN51
 SAE 100 R12 (EN 856 R12) FLEXLINE 4000
 SAE 100 R13 (EN 856 R13) on DN19 and DN25
 SAE 100 R15 from DN10 to DN25
 SAE 100 R16-S from DN10 to DN25
 SAE 100 R17 from DN16 to DN25
 FLEXLINE 5000, 6000 (ISO 18752) from DN10 to DN31,5

PER TUBO:
 DIN EN 853 1SN SAE 100 R15
 DIN EN 853 2SN SAE 100 R25
 2SN-K Eccede DIN EN 857 25C e DIN EN 857 25C
 SPC3 EN 856 4SP (ISO 3862-1 4SP) da DN10 a DN25
 EN 856 4SH (ISO 3862-1 4SH) da DN19 a DN51
 SAE 100 R12 (EN 856 R12) FLEXLINE 5000
 SAE 100 R13 (EN 856 R13) su DN19 e DN25
 SAE 100 R15 da DN10 a DN25
 SAE 100 R16-S da DN10 a DN25
 SAE 100 R17 da DN16 a DN25
 FLEXLINE 5000, 6000 (ISO 18752) da DN10 a DN31,5

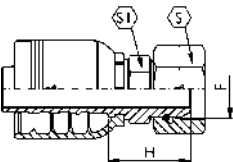


4SFGCP

DKR - BSP FEMALE DOUBLE HEXAGON, 60° CONE "NISSAN"
 DKR - FEMMINA BSP DOPPIO ESAGONO, CONO 60° "NISSAN"

Thread - Filetto: BSPP

Code Codice	Thread Filetto	Hose Tubo		Dimensions Dimensioni			
		Inch/Pollici	DN(mm)	S	S1	H	WPbar
4S0604FGCP	1/4"-19	3/8"	10	22	17	24,6	450
4S0606FGCP	3/8"-19	3/8"	10	22	17	26	450
4S0608FGCP	1/2"-14	3/8"	10	27	22	29	450
4S0806FGCP	3/8"-19	1/2"	12,5	22	22	30	450
4S0808FGCP	1/2"-14	1/2"	12,5	27	22	30	450
4S0812FGCP	3/4"-14	1/2"	12,5	32	27	34,5	450



notes

FOR HOSE:
 DIN EN 853 1SN SAE 100 R15
 DIN EN 853 2SN SAE 100 R25
 2SN-K Eccede DIN EN 857 25C and DIN EN 857 25C
 SPC3 EN 856 4SP (ISO 3862-1 4SP) from DN10 to DN25
 EN 856 4SH (ISO 3862-1 4SH) from DN19 to DN51
 SAE 100 R12 (EN 856 R12) FLEXLINE 4000
 SAE 100 R13 (EN 856 R13) on DN19 and DN25
 SAE 100 R15 from DN10 to DN25
 SAE 100 R16-S from DN10 to DN25
 SAE 100 R17 from DN16 to DN25
 FLEXLINE 5000, 6000 (ISO 18752) from DN10 to DN31,5

PER TUBO:
 DIN EN 853 1SN SAE 100 R15
 DIN EN 853 2SN SAE 100 R25
 2SN-K Eccede DIN EN 857 25C e DIN EN 857 25C
 SPC3 EN 856 4SP (ISO 3862-1 4SP) da DN10 a DN25
 EN 856 4SH (ISO 3862-1 4SH) da DN19 a DN51
 SAE 100 R12 (EN 856 R12) FLEXLINE 5000
 SAE 100 R13 (EN 856 R13) su DN19 e DN25
 SAE 100 R15 da DN10 a DN25
 SAE 100 R16-S da DN10 a DN25
 SAE 100 R17 da DN16 a DN25
 FLEXLINE 5000, 6000 (ISO 18752) da DN10 a DN31,5

4 spiral fit series
 Serie 4 spiral fit

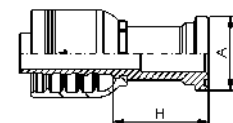


4SFL

SFL - SAE FLANGE CODE 61 3000 PSI
 SFL - SAE FLANGIA CODE 61 3000 PSI

Norm - Norma: SAE J518

Code Codice	Hose Tubo		Flange Flangia	Dimensions Dimensioni		
	Inch/Pollici	DN(mm)		H	A	WPbar
4S0808FL	1/2"	12,5	1/2"	47	30,2	450
4S0810FL*	1/2"	12,5	5/8"	47	34	450
4S0812FL	1/2"	12,5	3/4"	47	38,1	450
4S1008FL	5/8"	16	1/2"	48	30,2	420
4S1010FL*	5/8"	16	5/8"	48	34	420
4S1012FL	5/8"	16	3/4"	48	38,1	420
4S1212FL	3/4"	19	3/4"	55	38,1	420
4S1216FL	3/4"	19	1"	57	44,5	420
4S1220FL	3/4"	19	1 1/4"	55	50,8	420
4S1612FL	1"	25	3/4"	58	38,1	420
4S1616FL	1"	25	1"	58	44,5	420
4S1620FL	1"	25	1 1/4"	63	50,8	420
4S1624FL	1"	25	1 1/2"	55	60,3	420
4S2016FL	1 1/4"	31,5	1"	64	44,5	420
4S2020FL	1 1/4"	31,5	1 1/4"	64	50,8	420
4S2024FL	1 1/4"	31,5	1 1/2"	68	60,3	420
4S2032FL	1 1/4"	31,5	2"	75	71,4	420
4S2420FL	1 1/2"	38	1 1/4"	69	50,8	420
4S2424FL	1 1/2"	38	1 1/2"	73	60,3	420
4S2432FL	1 1/2"	38	2"	76	71,4	420
4S3232FL	2"	51	2"	77	71,4	420
4S3224FL	2"	51	2"	77	71,4	420
4S3240FL	2"	51	2 1/2"	90	84,1	420



notes

FOR HOSE:
 DIN EN 853 1SN SAE 100 R15
 DIN EN 853 2SN SAE 100 R25
 2SN-K Eccede DIN EN 857 25C and DIN EN 857 25C
 SPC3 EN 856 4SP (ISO 3862-1 4SP) from DN10 to DN25
 EN 856 4SH (ISO 3862-1 4SH) from DN19 to DN51
 SAE 100 R12 (EN 856 R12) FLEXLINE 4000
 SAE 100 R13 (EN 856 R13) on DN19 and DN25
 SAE 100 R15 from DN10 to DN25
 SAE 100 R16-S from DN10 to DN25
 SAE 100 R17 from DN16 to DN25
 FLEXLINE 5000, 6000 (ISO 18752) from DN10 to DN31,5

PER TUBO:
 DIN EN 853 1SN SAE 100 R15
 DIN EN 853 2SN SAE 100 R25
 2SN-K Eccede DIN EN 857 25C e DIN EN 857 25C
 SPC3 EN 856 4SP (ISO 3862-1 4SP) da DN10 a DN25
 EN 856 4SH (ISO 3862-1 4SH) da DN19 a DN51
 SAE 100 R12 (EN 856 R12) FLEXLINE 5000
 SAE 100 R13 (EN 856 R13) su DN19 e DN25
 SAE 100 R15 da DN10 a DN25
 SAE 100 R16-S da DN10 a DN25
 SAE 100 R17 da DN16 a DN25
 FLEXLINE 5000, 6000 (ISO 18752) da DN10 a DN31,5

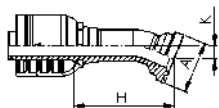


4SFL22

SFL 22,5° - SAE FLANGE 22,5° CODE 61 3000 PSI
SFL 22,5° - SAE FLANGIA 22,5° CODE 61 3000 PSI

Norm - Norma: SAE J518

Code Codice	Hose Tubo		Flange Flangia	Dimensions Dimensioni			
	Inch/Pollici	DN(mm)		H	A	K	WPbar
4S0808FL22	1/2"	12,5	1/2"	53	30,2	10	450
4S0812FL22	1/2"	12,5	3/4"	58	38,1	11	450
4S1212FL22	3/4"	19	3/4"	70	38,1	11	420
4S1216FL22	3/4"	19	1"	73	44,5	12	420
4S1616FL22	1"	25	1"	86	44,5	12	420
4S1620FL22	1"	25	1 1/4"	86	50,8	12	420
4S2020FL22	1 1/4"	31,5	1 1/4"	100	50,8	13	420
4S2024FL22	1 1/4"	31,5	1 1/2"	100	60,3	13	420
4S2424FL22	1 1/2"	38	1 1/2"	118	60,3	15	420
4S2432FL22	1 1/2"	38	2"	116	71,4	14	420
4S3232FL22	2"	51	2"	165	71,4	22	420



notes

FOR HOSE:
DIN EN 853 1SN SAE 100 R15
DIN EN 853 2SN SAE 100 R25
2SN-K Exceed DIN EN 857 2SC and DIN EN 857 2SC
SPC3 EN 856 4SP (ISO 3862-1 4SP) from DN10 to DN25
EN 856 4SH (ISO 3862-1 4SH) from DN19 to DN51
SAE 100 R12 (EN 856 R12) FLEXLINE 4000
SAE 100 R13 (EN 856 R13) on DN19 and DN25
SAE 100 R15 from DN10 to DN25
SAE 100 R16-S from DN10 to DN25
SAE 100 R17 from DN16 to DN25
FLEXLINE 5000, 6000 (ISO 18752) from DN10 to DN31,5

PER TUBO:
DIN EN 853 1SN SAE 100 R15
DIN EN 853 2SN SAE 100 R25
2SN-K Eccede DIN EN 857 2SC e DIN EN 857 2SC
SPC3 EN 856 4SP (ISO 3862-1 4SP) da DN10 a DN25
EN 856 4SH (ISO 3862-1 4SH) da DN19 a DN51
SAE 100 R12 (EN 856 R12) FLEXLINE 5000
SAE 100 R13 (EN 856 R13) su DN19 e DN25
SAE 100 R15 da DN10 a DN25
SAE 100 R16-S da DN10 a DN25
SAE 100 R17 da DN16 a DN25
FLEXLINE 5000, 6000 (ISO 18752) da DN10 a DN31,5

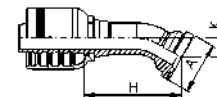


4SFL30

SFL 30° - SAE FLANGE 30° CODE 61 3000 PSI
SFL 30° - SAE FLANGIA 30° CODE 61 3000 PSI

Norm - Norma: SAE J518

Code Codice	Hose Tubo		Flange Flangia	Dimensions Dimensioni			
	Inch/Pollici	DN(mm)		H	A	K	WPbar
4S0808FL30	1/2"	12,5	1/2"	51	30,2	13	450
4S0812FL30	1/2"	12,5	3/4"	56	38,1	16	450
4S1212FL30	3/4"	19	3/4"	68	38,1	16	420
4S1216FL30	3/4"	19	1"	71	44,5	17	420
4S1616FL30	1"	25	1"	84	44,5	17	420
4S1620FL30	1"	25	1 1/4"	84	50,8	17	420
4S2020FL30	1 1/4"	31,5	1 1/4"	98	50,8	19	420
4S2024FL30	1 1/4"	31,5	1 1/2"	98	60,3	19	420
4S2424FL30	1 1/2"	38	1 1/2"	116	60,3	22	420
4S2432FL30	1 1/2"	38	2"	114	71,4	21	420
4S3232FL30	2"	51	2"	162	71,4	31	420



notes

FOR HOSE:
DIN EN 853 1SN SAE 100 R15
DIN EN 853 2SN SAE 100 R25
2SN-K Exceed DIN EN 857 2SC and DIN EN 857 2SC
SPC3 EN 856 4SP (ISO 3862-1 4SP) from DN10 to DN25
EN 856 4SH (ISO 3862-1 4SH) from DN19 to DN51
SAE 100 R12 (EN 856 R12) FLEXLINE 4000
SAE 100 R13 (EN 856 R13) on DN19 and DN25
SAE 100 R15 from DN10 to DN25
SAE 100 R16-S from DN10 to DN25
SAE 100 R17 from DN16 to DN25
FLEXLINE 5000, 6000 (ISO 18752) from DN10 to DN31,5

PER TUBO:
DIN EN 853 1SN SAE 100 R15
DIN EN 853 2SN SAE 100 R25
2SN-K Eccede DIN EN 857 2SC e DIN EN 857 2SC
SPC3 EN 856 4SP (ISO 3862-1 4SP) da DN10 a DN25
EN 856 4SH (ISO 3862-1 4SH) da DN19 a DN51
SAE 100 R12 (EN 856 R12) FLEXLINE 5000
SAE 100 R13 (EN 856 R13) su DN19 e DN25
SAE 100 R15 da DN10 a DN25
SAE 100 R16-S da DN10 a DN25
SAE 100 R17 da DN16 a DN25
FLEXLINE 5000, 6000 (ISO 18752) da DN10 a DN31,5

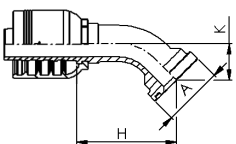


4SFL45

SFL 45° - SAE FLANGE 45° CODE 61 3000 PSI
SFL 45° - SAE FLANGIA 45° CODE 61 3000 PSI

Norm - Norma: SAE J518

Code Codice	Hose Tubo		Flange Flangia	Dimensions Dimensioni			
	Inch/Pollici	DN(mm)		H	A	K	WPbar
4S0808FL45	1/2"	12,5	1/2"	47	30,2	20	450
4S0810FL45*	1/2"	12,5	5/8"	48	34	22	450
4S0812FL45	1/2"	12,5	3/4"	51	38,1	24	450
4S1008FL45	5/8"	16	1/2"	51	30,2	21	420
4S1010FL45*	5/8"	16	5/8"	53	34	22	420
4S1012FL45	5/8"	16	3/4"	55	38,1	24	420
4S1212FL45	3/4"	19	3/4"	63	38,1	25	420
4S1216FL45	3/4"	19	1"	65	44,5	27	420
4S1220FL45	3/4"	19	1 1/4"	68,5	50,8	30	420
4S1612FL45	1"	25	3/4"	81	38,1	31	420
4S1616FL45	1"	25	1"	78	44,5	28	420
4S1620FL45	1"	25	1 1/4"	78	50,8	28	420
4S2016FL45	1 1/4"	31,5	1"	96	44,5	37	420
4S2020FL45	1 1/4"	31,5	1 1/4"	91	50,8	32	420
4S2024FL45	1 1/4"	31,5	1 1/2"	91	60,3	32	420
4S2420FL45	1 1/2"	38	1 1/4"	118	50,8	43	420
4S2424FL45	1 1/2"	38	1 1/2"	108	60,3	36	420
4S2432FL45	1 1/2"	38	2"	107	71,4	35	420
4S3232FL45	2"	51	2"	151	71,4	57	420
4S3240FL45	2"	51	2 1/2"	146	84,1	51	420



notes

FOR HOSE:
DIN EN 853 1SN SAE 100 R15
DIN EN 853 2SN SAE 100 R25
2SN-K Exceed DIN EN 857 2SC and DIN EN 857 2SC
SPC3 EN 856 4SP (ISO 3862-1 4SP) from DN10 to DN25
EN 856 4SH (ISO 3862-1 4SH) from DN19 to DN51
SAE 100 R12 (EN 856 R12) FLEXLINE 4000
SAE 100 R13 (EN 856 R13) on DN19 and DN25
SAE 100 R15 from DN10 to DN25
SAE 100 R16-S from DN10 to DN25
SAE 100 R17 from DN16 to DN25
FLEXLINE 5000, 6000 (ISO 18752) from DN10 to DN31,5

PER TUBO:
DIN EN 853 1SN SAE 100 R15
DIN EN 853 2SN SAE 100 R25
2SN-K Eccede DIN EN 857 2SC e DIN EN 857 2SC
SPC3 EN 856 4SP (ISO 3862-1 4SP) da DN10 a DN25
EN 856 4SH (ISO 3862-1 4SH) da DN19 a DN51
SAE 100 R12 (EN 856 R12) FLEXLINE 5000
SAE 100 R13 (EN 856 R13) su DN19 e DN25
SAE 100 R15 da DN10 a DN25
SAE 100 R16-S da DN10 a DN25
SAE 100 R17 da DN16 a DN25
FLEXLINE 5000, 6000 (ISO 18752) da DN10 a DN31,5

4 spiral fit series
Serie 4 spiral fit

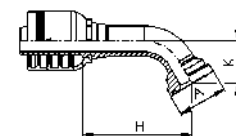


4SFL60

SFL 60° - SAE FLANGE 60° CODE 61 3000 PSI
SFL 60° - SAE FLANGIA 60° CODE 61 3000 PSI

Norm - Norma: SAE J518

Code Codice	Hose Tubo		Flange Flangia	Dimensions Dimensioni			
	Inch/Pollici	DN(mm)		H	A	K	WPbar
4S0808FL60	1/2"	12,5	1/2"	55	30,2	27	450
4S0812FL60	1/2"	12,5	3/4"	58	38,1	32	450
4S1212FL60	3/4"	19	3/4"	77	38,1	34	420
4S1216FL60	3/4"	19	1"	79	44,5	37	420
4S1616FL60	1"	25	1"	98	44,5	40	420
4S1620FL60	1"	25	1 1/4"	98	50,8	40	420
4S2020FL60	1 1/4"	31,5	1 1/4"	118	50,8	45	420
4S2024FL60	1 1/4"	31,5	1 1/2"	118	60,3	45	420
4S2424FL60	1 1/2"	38	1 1/2"	140	60,3	52	420
4S2432FL60	1 1/2"	38	2"	139	71,4	50	420
4S3232FL60	2"	51	2"	192	71,4	73	420



notes

FOR HOSE:
DIN EN 853 1SN SAE 100 R15
DIN EN 853 2SN SAE 100 R25
2SN-K Exceed DIN EN 857 2SC and DIN EN 857 2SC
SPC3 EN 856 4SP (ISO 3862-1 4SP) from DN10 to DN25
EN 856 4SH (ISO 3862-1 4SH) from DN19 to DN51
SAE 100 R12 (EN 856 R12) FLEXLINE 4000
SAE 100 R13 (EN 856 R13) on DN19 and DN25
SAE 100 R15 from DN10 to DN25
SAE 100 R16-S from DN10 to DN25
SAE 100 R17 from DN16 to DN25
FLEXLINE 5000, 6000 (ISO 18752) from DN10 to DN31,5

PER TUBO:
DIN EN 853 1SN SAE 100 R15
DIN EN 853 2SN SAE 100 R25
2SN-K Eccede DIN EN 857 2SC e DIN EN 857 2SC
SPC3 EN 856 4SP (ISO 3862-1 4SP) da DN10 a DN25
EN 856 4SH (ISO 3862-1 4SH) da DN19 a DN51
SAE 100 R12 (EN 856 R12) FLEXLINE 5000
SAE 100 R13 (EN 856 R13) su DN19 e DN25
SAE 100 R15 da DN10 a DN25
SAE 100 R16-S da DN10 a DN25
SAE 100 R17 da DN16 a DN25
FLEXLINE 5000, 6000 (ISO 18752) da DN10 a DN31,5

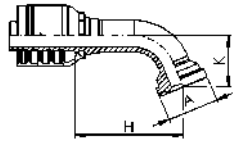
4SFL67

SFL 67,5° - SAE FLANGE 67,5° CODE 61 3000 PSI
 SFL 67,5° - SAE FLANGIA 67,5° CODE 61 3000 PSI



Norm - Norma: SAE J518

Code Codice	Hose Tubo		Flange Flangia	Dimensions Dimensioni			
	Inch/Pollici	DN(mm)		H	A	K	WPbar
4S0808FL67	1/2"	12,5	1/2"	51	30,2	30	450
4S0812FL67	1/2"	12,5	3/4"	54	38,1	36	450
4S1212FL67	3/4"	19	3/4"	72	38,1	39	420
4S1216FL67	3/4"	19	1"	73	44,5	41	420
4S1616FL67	1"	25	1"	92	44,5	45	420
4S1620FL67	1"	25	1 1/4"	92	50,8	45	420
4S2020FL67	1 1/4"	31,5	1 1/4"	111	50,8	52	420
4S2024FL67	1 1/4"	31,5	1 1/2"	111	60,3	52	420
4S2424FL67	1 1/2"	38	1 1/2"	133	60,3	60	420
4S2432FL67	1 1/2"	38	2"	132	71,4	58	420
4S3232FL67	2"	51	2"	181	71,4	84	420



notes

FOR HOSE:
 DIN EN 853 1SN SAE 100 R15
 DIN EN 853 2SN SAE 100 R25
 2SN-K Eccede DIN EN 857 2SC and DIN EN 857 2SC
 SPC3 EN 856 4SP (ISO 3862-1 4SP) from DN10 to DN25
 EN 856 4SH (ISO 3862-1 4SH) from DN19 to DN51
 SAE 100 R12 (EN 856 R12) FLEXLINE 4000
 SAE 100 R13 (EN 856 R13) on DN19 and DN25
 SAE 100 R15 from DN10 to DN25
 SAE 100 R16-S from DN10 to DN25
 SAE 100 R17 from DN16 to DN25
 FLEXLINE 5000, 6000 (ISO 18752) from DN10 to DN31,5

PER TUBO:
 DIN EN 853 1SN SAE 100 R15
 DIN EN 853 2SN SAE 100 R25
 2SN-K Eccede DIN EN 857 2SC e DIN EN 857 2SC
 SPC3 EN 856 4SP (ISO 3862-1 4SP) da DN10 a DN25
 EN 856 4SH (ISO 3862-1 4SH) da DN19 a DN51
 SAE 100 R12 (EN 856 R12) FLEXLINE 5000
 SAE 100 R13 (EN 856 R13) su DN19 e DN25
 SAE 100 R15 da DN10 a DN25
 SAE 100 R16-S da DN10 a DN25
 SAE 100 R17 da DN16 a DN25
 FLEXLINE 5000, 6000 (ISO 18752) da DN10 a DN31,5

4 spiral fit series
 Serie 4 spiral fit

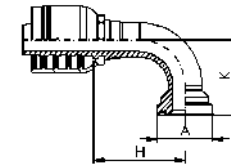
4SFL90

SFL 90° - SAE FLANGE 90° CODE 61 3000 PSI
 SFL 90° - SAE FLANGIA 90° CODE 61 3000 PSI



Norm - Norma: SAE J518

Code Codice	Hose Tubo		Flange Flangia	Dimensions Dimensioni			
	Inch/Pollici	DN(mm)		H	A	K	WPbar
4S0808FL90	1/2"	12,5	1/2"	38	30,2	40	450
4S0810FL90*	1/2"	12,5	5/8"	38	34	42	450
4S0812FL90	1/2"	12,5	3/4"	38	38,1	45	450
4S1008FL90	5/8"	16	1/2"	45	30,2	42	420
4S1010FL90*	5/8"	16	5/8"	45	34	44	420
4S1012FL90	5/8"	16	3/4"	45	38,1	47	420
4S1212FL90	3/4"	19	3/4"	55	38,1	51	420
4S1216FL90	3/4"	19	1"	55	44,5	55	420
4S1220FL90	3/4"	19	1 1/4"	55	50,8	60	420
4S1612FL90	1"	25	3/4"	71	38,1	65	420
4S1616FL90	1"	25	1"	71	44,5	61	420
4S1620FL90	1"	25	1 1/4"	71	50,8	61	420
4S1624FL90	1"	25	1 1/2"	71	60,3	61	420
4S2016FL90	1 1/4"	31,5	1"	87	44,5	79	420
4S2020FL90	1 1/4"	31,5	1 1/4"	87	50,8	71	420
4S2024FL90	1 1/4"	31,5	1 1/2"	87	60,3	71	420
4S2420FL90	1 1/2"	38	1 1/4"	108	50,8	92	420
4S2424FL90	1 1/2"	38	1 1/2"	105	60,3	83	420
4S2432FL90	1 1/2"	38	2"	105	71,4	81	420
4S3232FL90	2"	51	2"	140	71,4	122	420
4S3240FL90	2"	51	2 1/2"	140	84,1	117	420



notes

FOR HOSE:
 DIN EN 853 1SN SAE 100 R15
 DIN EN 853 2SN SAE 100 R25
 2SN-K Eccede DIN EN 857 2SC and DIN EN 857 2SC
 SPC3 EN 856 4SP (ISO 3862-1 4SP) from DN10 to DN25
 EN 856 4SH (ISO 3862-1 4SH) from DN19 to DN51
 SAE 100 R12 (EN 856 R12) FLEXLINE 4000
 SAE 100 R13 (EN 856 R13) on DN19 and DN25
 SAE 100 R15 from DN10 to DN25
 SAE 100 R16-S from DN10 to DN25
 SAE 100 R17 from DN16 to DN25
 FLEXLINE 5000, 6000 (ISO 18752) from DN10 to DN31,5

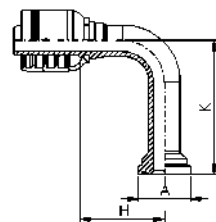
PER TUBO:
 DIN EN 853 1SN SAE 100 R15
 DIN EN 853 2SN SAE 100 R25
 2SN-K Eccede DIN EN 857 2SC e DIN EN 857 2SC
 SPC3 EN 856 4SP (ISO 3862-1 4SP) da DN10 a DN25
 EN 856 4SH (ISO 3862-1 4SH) da DN19 a DN51
 SAE 100 R12 (EN 856 R12) FLEXLINE 5000
 SAE 100 R13 (EN 856 R13) su DN19 e DN25
 SAE 100 R15 da DN10 a DN25
 SAE 100 R16-S da DN10 a DN25
 SAE 100 R17 da DN16 a DN25
 FLEXLINE 5000, 6000 (ISO 18752) da DN10 a DN31,5

4SFL90K

SFL 90° - SAE FLANGE 90° CODE 61 3000 PSI LONG
 SFL 90° - SAE FLANGIA 90° CODE 61 3000 PSI LUNGA

Norm - Norma: SAE J518

Code Codice	Hose Tubo		Flange Flangia	Dimensions Dimensioni			
	Inch/Pollici	DN(mm)		H	A	K	WPbar
4S0808FL90-K83	1/2"	12,5	1/2"	38	30,2	83	450
4S1212FL90-K68	3/4"	19	3/4"	56	38,1	64,5	420
4S1212FL90-K96	3/4"	19	3/4"	55	38,1	96	420
4S1212FL90-K150	3/4"	19	3/4"	56	38,1	148	420
4S1212FL90-K127	3/4"	19	3/4"	55	38,1	127	420
4S1216FL90-K79	3/4"	19	1"	55	44,5	79	420
4S1616FL90-K118	1"	25	1"	71	44,5	118	420
4S1620FL90-K118	1"	25	1 1/4"	71	50,8	118	420
4S2020FL90-K91	1 1/4"	31,5	1 1/4"	87	50,8	91	420
4S2020FL90-K102	1 1/4"	31,5	1 1/4"	87	50,8	102	420
4S2020FL90-K112	1 1/4"	31,5	1 1/4"	87	50,8	112	420
4S2020FL90-K130	1 1/4"	31,5	1 1/4"	87	50,8	130	420
4S2020FL90-K168	1 1/4"	31,5	1 1/4"	87	50,8	168	420
4S2024FL90-K118	1 1/4"	31,5	1 1/2"	87	60,3	118	420
4S2024FL90-K130	1 1/4"	31,5	1 1/2"	87	60,3	130	420
4S2424FL90-K102	1 1/2"	38	1 1/2"	108	60,3	99	420
4S2424FL90-K148	1 1/2"	38	1 1/2"	105	60,3	148	420
4S2424FL90-K172	1 1/2"	38	1 1/2"	105	60,3	172	420
4S2432FL90-K115	1 1/2"	38	2"	105	71,4	115	420
4S2432FL90-K172	1 1/2"	38	2"	105	71,4	172	420
4S3232FL90-K165	2"	51	2"	140	71,4	165	420
4S3232FL90-K203	2"	51	2"	140	71,4	203	420



notes

FOR HOSE:
 DIN EN 853 1SN SAE 100 R15
 DIN EN 853 2SN SAE 100 R25
 2SN-K Exceed DIN EN 857 25C and DIN EN 857 25C
 SPC3 EN 856 4SP (ISO 3862-1 4SP) from DN10 to DN25
 EN 856 4SH (ISO 3862-1 4SH) from DN19 to DN51
 SAE 100 R12 (EN 856 R12) FLEXLINE 4000
 SAE 100 R13 (EN 856 R13) on DN19 and DN25
 SAE 100 R15 from DN10 to DN25
 SAE 100 R16-S from DN10 to DN25
 SAE 100 R17 from DN16 to DN25
 FLEXLINE 5000, 6000 (ISO 18752) from DN10 to DN31,5

PER TUBO:
 DIN EN 853 1SN SAE 100 R15
 DIN EN 853 2SN SAE 100 R25
 2SN-K Exceed DIN EN 857 25C e DIN EN 857 25C
 SPC3 EN 856 4SP (ISO 3862-1 4SP) da DN10 a DN25
 EN 856 4SH (ISO 3862-1 4SH) da DN19 a DN51
 SAE 100 R12 (EN 856 R12) FLEXLINE 5000
 SAE 100 R13 (EN 856 R13) su DN19 e DN25
 SAE 100 R15 da DN10 a DN25
 SAE 100 R16-S da DN10 a DN25
 SAE 100 R17 da DN16 a DN25
 FLEXLINE 5000, 6000 (ISO 18752) da DN10 a DN31,5

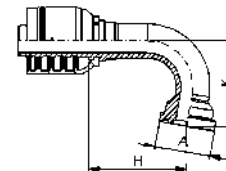
4 spiral fit series
 Serie 4 spiral fit

4SFL100

SFL 100° - SAE FLANGE 100° CODE 61 3000 PSI
 SFL 100° - SAE FLANGIA 100° CODE 61 3000 PSI

Norm - Norma: SAE J518

Code Codice	Hose Tubo		Flange Flangia	Dimensions Dimensioni			
	Inch/Pollici	DN(mm)		H	A	K	WPbar
4S1212FL100	3/4"	19	3/4"	61	38,1	59	420
4S1616FL100	1"	25	1"	77	44,5	68	420



notes

FOR HOSE:
 DIN EN 853 1SN SAE 100 R15
 DIN EN 853 2SN SAE 100 R25
 2SN-K Exceed DIN EN 857 25C and DIN EN 857 25C
 SPC3 EN 856 4SP (ISO 3862-1 4SP) from DN10 to DN25
 EN 856 4SH (ISO 3862-1 4SH) from DN19 to DN51
 SAE 100 R12 (EN 856 R12) FLEXLINE 4000
 SAE 100 R13 (EN 856 R13) on DN19 and DN25
 SAE 100 R15 from DN10 to DN25
 SAE 100 R16-S from DN10 to DN25
 SAE 100 R17 from DN16 to DN25
 FLEXLINE 5000, 6000 (ISO 18752) from DN10 to DN31,5

PER TUBO:
 DIN EN 853 1SN SAE 100 R15
 DIN EN 853 2SN SAE 100 R25
 2SN-K Exceed DIN EN 857 25C e DIN EN 857 25C
 SPC3 EN 856 4SP (ISO 3862-1 4SP) da DN10 a DN25
 EN 856 4SH (ISO 3862-1 4SH) da DN19 a DN51
 SAE 100 R12 (EN 856 R12) FLEXLINE 5000
 SAE 100 R13 (EN 856 R13) su DN19 e DN25
 SAE 100 R15 da DN10 a DN25
 SAE 100 R16-S da DN10 a DN25
 SAE 100 R17 da DN16 a DN25
 FLEXLINE 5000, 6000 (ISO 18752) da DN10 a DN31,5

4 spiral fit series
 Serie 4 spiral fit 1e | 28

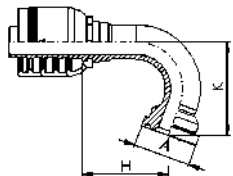
4SFL110

SFL 110°- SAE FLANGE 110° CODE 61 3000 PSI
 SFL 110°- SAE FLANGIA 110° CODE 61 3000 PSI



Norm - Norma: SAE J518

Code Codice	Hose Tubo		Flange Flangia	Dimensions Dimensioni			
	Inch/Pollici	DN(mm)		H	A	K	WPbar
4S1212FL110	3/4"	19	3/4"	51	38,1	62	420
4S1616FL110	1"	25	1"	65	44,5	73	420
4S1620FL110	1"	25	1 1/4"	65	50,8	73	420
4S2020FL110	1 1/4"	31,5	1 1/4"	82	50,8	83	420
4S2024FL110	1 1/4"	31,5	1 1/2"	82	60,3	83	420
4S2424FL110	1 1/2"	38	1 1/2"	95	60,3	97	420
4S3232FL110	2"	51	2"	124	71,4	142	420



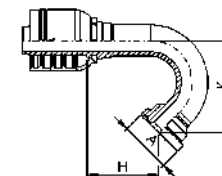
4SFL135

SFL 135°- SAE FLANGE 135° CODE 61 3000 PSI
 SFL 135°- SAE FLANGIA 135° CODE 61 3000 PSI



Norm - Norma: SAE J518

Code Codice	Hose Tubo		Flange Flangia	Dimensions Dimensioni			
	Inch/Pollici	DN(mm)		H	A	K	WPbar
4S1212FL135	3/4"	19	3/4"	69	38,1	70	420
4S1216FL135	3/4"	19	1"	69	44,5	70	420
4S1616FL135	1"	25	1"	57	44,5	86	420



notes

FOR HOSE:
 DIN EN 853 1SN SAE 100 R15
 DIN EN 853 2SN SAE 100 R25
 2SN-K Eccede DIN EN 857 2SC and DIN EN 857 2SC
 SPC3 EN 856 4SP (ISO 3862-1 4SP) from DN10 to DN25
 EN 856 4SH (ISO 3862-1 4SH) from DN19 to DN51
 SAE 100 R12 (EN 856 R12) FLEXLINE 4000
 SAE 100 R13 (EN 856 R13) on DN19 and DN25
 SAE 100 R15 from DN10 to DN25
 SAE 100 R16-S from DN10 to DN25
 SAE 100 R17 from DN16 to DN25
 FLEXLINE 5000, 6000 (ISO 18752) from DN10 to DN31,5

PER TUBO:
 DIN EN 853 1SN SAE 100 R15
 DIN EN 853 2SN SAE 100 R25
 2SN-K Eccede DIN EN 857 2SC e DIN EN 857 2SC
 SPC3 EN 856 4SP (ISO 3862-1 4SP) da DN10 a DN25
 EN 856 4SH (ISO 3862-1 4SH) da DN19 a DN51
 SAE 100 R12 (EN 856 R12)
 SAE 100 R13 (EN 856 R13) su DN19 e DN25
 SAE 100 R15 da DN10 a DN25
 SAE 100 R16-S da DN10 a DN25
 SAE 100 R17 da DN16 a DN25
 FLEXLINE 4000, 6000 da DN10 a DN25
 FLEXLINE 5000 da DN10 a DN31,5

notes

FOR HOSE:
 DIN EN 853 1SN SAE 100 R15
 DIN EN 853 2SN SAE 100 R25
 2SN-K Eccede DIN EN 857 2SC and DIN EN 857 2SC
 SPC3 EN 856 4SP (ISO 3862-1 4SP) from DN10 to DN25
 EN 856 4SH (ISO 3862-1 4SH) from DN19 to DN51
 SAE 100 R12 (EN 856 R12) FLEXLINE 4000
 SAE 100 R13 (EN 856 R13) on DN19 and DN25
 SAE 100 R15 from DN10 to DN25
 SAE 100 R16-S from DN10 to DN25
 SAE 100 R17 from DN16 to DN25
 FLEXLINE 5000, 6000 (ISO 18752) from DN10 to DN31,5

PER TUBO:
 DIN EN 853 1SN SAE 100 R15
 DIN EN 853 2SN SAE 100 R25
 2SN-K Eccede DIN EN 857 2SC e DIN EN 857 2SC
 SPC3 EN 856 4SP (ISO 3862-1 4SP) da DN10 a DN25
 EN 856 4SH (ISO 3862-1 4SH) da DN19 a DN51
 SAE 100 R12 (EN 856 R12) FLEXLINE 5000
 SAE 100 R13 (EN 856 R13) su DN19 e DN25
 SAE 100 R15 da DN10 a DN25
 SAE 100 R16-S da DN10 a DN25
 SAE 100 R17 da DN16 a DN25
 FLEXLINE 5000, 6000 (ISO 18752) da DN10 a DN31,5

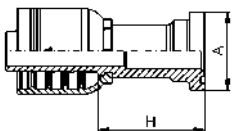


4SFP

SFS - SAE FLANGE CODE 62 6000 PSI
SFS - SAE FLANGIA CODE 62 6000 PSI

Norm - Norma: SAE J518

Code Codice	Hose Tubo		Flange Flangia	Dimensions Dimensioni		
	Inch/Pollici	DN(mm)		H	A	WPbar
4S0808FP	1/2"	12,5	1/2"	47	31,8	450
4S0812FP	1/2"	12,5	3/4"	47	41,3	450
4S1008FP	5/8"	16	1/2"	48	31,8	420
4S1012FP	5/8"	16	3/4"	48	41,3	420
4S1212FP	3/4"	19	3/4"	59	41,3	420
4S1216FP	3/4"	19	1"	61	47,6	420
4S1612FP	1"	25	3/4"	65	41,3	420
4S1616FP	1"	25	1"	65	47,6	420
4S1620FP	1"	25	1 1/4"	69	54	420
4S2016FP	1 1/4"	31,5	1"	70	47,6	420
4S2020FP	1 1/4"	31,5	1 1/4"	70	54	420
4S2024FP	1 1/4"	31,5	1 1/2"	80	63,5	420
4S2420FP	1 1/2"	38	1 1/4"	100	54	420
4S2424FP	1 1/2"	38	1 1/2"	84	63,5	420
4S2432FP	1 1/2"	38	2"	99	79,4	420
4S3232FP	2"	51	2"	100	79,4	420



notes

FOR HOSE:
DIN EN 853 1SN SAE 100 R15
DIN EN 853 2SN SAE 100 R25
2SN-K Exceed DIN EN 857 2SC and DIN EN 857 2SC
SPC3 EN 856 4SP (ISO 3862-1 4SP) from DN10 to DN25
EN 856 4SH (ISO 3862-1 4SH) from DN19 to DN51
SAE 100 R12 (EN 856 R12) FLEXLINE 4000
SAE 100 R13 (EN 856 R13) on DN19 and DN25
SAE 100 R15 from DN10 to DN25
SAE 100 R16-S from DN10 to DN25
SAE 100 R17 from DN16 to DN25
FLEXLINE 5000, 6000 (ISO 18752) from DN10 to DN31,5

PER TUBO:
DIN EN 853 1SN SAE 100 R15
DIN EN 853 2SN SAE 100 R25
2SN-K Eccede DIN EN 857 2SC e DIN EN 857 2SC
SPC3 EN 856 4SP (ISO 3862-1 4SP) da DN10 a DN25
EN 856 4SH (ISO 3862-1 4SH) da DN19 a DN51
SAE 100 R12 (EN 856 R12) FLEXLINE 5000
SAE 100 R13 (EN 856 R13) su DN19 e DN25
SAE 100 R15 da DN10 a DN25
SAE 100 R16-S da DN10 a DN25
SAE 100 R17 da DN16 a DN25
FLEXLINE 5000, 6000 (ISO 18752) da DN10 a DN31,5

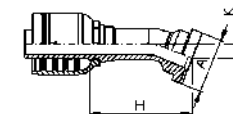


4SFP22

SFS 22,5° - SAE FLANGE 22,5° CODE 62 6000 PSI
SFS 22,5° - SAE FLANGIA 22,5° CODE 62 6000 PSI

Norm - Norma: SAE J518

Code Codice	Hose Tubo		Flange Flangia	Dimensions Dimensioni			
	Inch/Pollici	DN(mm)		H	A	K	WPbar
4S0808FP22	1/2"	12,5	1/2"	53	31,8	10	450
4S0812FP22	1/2"	12,5	3/4"	60	41,3	13	450
4S1212FP22	3/4"	19	3/4"	74	41,3	13	420
4S1216FP22	3/4"	19	1"	76	47,6	14	420
4S1616FP22	1"	25	1"	89	47,6	13	420
4S1620FP22	1"	25	1 1/4"	89	54	13	420
4S2020FP22	1 1/4"	31,5	1 1/4"	103	54	15	420
4S2024FP22	1 1/4"	31,5	1 1/2"	104	63,5	15	420
4S2424FP22	1 1/2"	38	1 1/2"	123	63,5	17	420
4S2432FP22	1 1/2"	38	2"	127	79,4	19	420
4S3232FP22	2"	51	2"	166	79,4	24	420



notes

FOR HOSE:
DIN EN 853 1SN SAE 100 R15
DIN EN 853 2SN SAE 100 R25
2SN-K Exceed DIN EN 857 2SC and DIN EN 857 2SC
SPC3 EN 856 4SP (ISO 3862-1 4SP) from DN10 to DN25
EN 856 4SH (ISO 3862-1 4SH) from DN19 to DN51
SAE 100 R12 (EN 856 R12) FLEXLINE 4000
SAE 100 R13 (EN 856 R13) on DN19 and DN25
SAE 100 R15 from DN10 to DN25
SAE 100 R16-S from DN10 to DN25
SAE 100 R17 from DN16 to DN25
FLEXLINE 5000, 6000 (ISO 18752) from DN10 to DN31,5

PER TUBO:
DIN EN 853 1SN SAE 100 R15
DIN EN 853 2SN SAE 100 R25
2SN-K Eccede DIN EN 857 2SC e DIN EN 857 2SC
SPC3 EN 856 4SP (ISO 3862-1 4SP) da DN10 a DN25
EN 856 4SH (ISO 3862-1 4SH) da DN19 a DN51
SAE 100 R12 (EN 856 R12) FLEXLINE 5000
SAE 100 R13 (EN 856 R13) su DN19 e DN25
SAE 100 R15 da DN10 a DN25
SAE 100 R16-S da DN10 a DN25
SAE 100 R17 da DN16 a DN25
FLEXLINE 5000, 6000 (ISO 18752) da DN10 a DN31,5

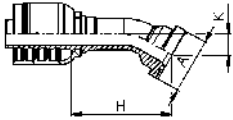


4SFP30

SFS 30° - SAE FLANGE 30° CODE 62 6000 PSI
 SFS 30° - SAE FLANGIA 30° CODE 62 6000 PSI

Norm - Norma: SAE J518

Code Codice	Hose Tubo		Flange Flangia	Dimensions Dimensioni			
	Inch/Pollici	DN(mm)		H	A	K	WPbar
4S0808FP30	1/2"	12,5	1/2"	51	31,8	13	450
4S0812FP30	1/2"	12,5	3/4"	58	41,3	17	450
4S1212FP30	3/4"	19	3/4"	72	41,3	18	420
4S1216FP30	3/4"	19	1"	74	47,6	19	420
4S1616FP30	1"	25	1"	87	47,6	19	420
4S1620FP30	1"	25	1 1/4"	87	54	19	420
4S2020FP30	1 1/4"	31,5	1 1/4"	100	54	20	420
4S2024FP30	1 1/4"	31,5	1 1/2"	102	63,5	21	420
4S2424FP30	1 1/2"	38	1 1/2"	121	63,5	24	420
4S2432FP30	1 1/2"	38	2"	124	79,4	26	420
4S3232FP30	2"	51	2"	162	79,4	34	420

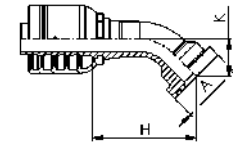


4SFP45

SFS 45° - SAE FLANGE 45° CODE 62 6000 PSI
 SFS 45° - SAE FLANGIA 45° CODE 62 6000 PSI

Norm - Norma: SAE J518

Code Codice	Hose Tubo		Flange Flangia	Dimensions Dimensioni			
	Inch/Pollici	DN(mm)		H	A	K	WPbar
4S0808FP45	1/2"	12,5	1/2"	47	31,8	20	450
4S0812FP45	1/2"	12,5	3/4"	53	41,3	26	450
4S1008FP45	5/8"	16	1/2"	51	31,8	21	420
4S1012FP45	5/8"	16	3/4"	57	41,3	26	420
4S1212FP45	3/4"	19	3/4"	66	41,3	28	420
4S1216FP45	3/4"	19	1"	68	47,6	29	420
4S1612FP45	1"	25	3/4"	81	41,3	31	420
4S1616FP45	1"	25	1"	80	47,6	30	420
4S1620FP45	1"	25	1 1/4"	80	54	30	420
4S2016FP45	1 1/4"	31,5	1"	96	47,6	37	420
4S2020FP45	1 1/4"	31,5	1 1/4"	93	54	34	420
4S2024FP45	1 1/4"	31,5	1 1/2"	94	63,5	35	420
4S2420FP45	1 1/2"	38	1 1/4"	120	54	45	420
4S2424FP45	1 1/2"	38	1 1/2"	112	63,5	40	420
4S2432FP45	1 1/2"	38	2"	115	79,4	43	420
4S3232FP45	2"	51	2"	150	79,4	56	420



notes

FOR HOSE:
 DIN EN 853 1SN SAE 100 R15
 DIN EN 853 2SN SAE 100 R25
 2SN-K Exceed DIN EN 857 2SC and DIN EN 857 2SC
 SPC3 EN 856 4SP (ISO 3862-1 4SP) from DN10 to DN25
 EN 856 4SH (ISO 3862-1 4SH) from DN19 to DN51
 SAE 100 R12 (EN 856 R12) FLEXLINE 4000
 SAE 100 R13 (EN 856 R13) on DN19 and DN25
 SAE 100 R15 from DN10 to DN25
 SAE 100 R16-S from DN10 to DN25
 SAE 100 R17 from DN16 to DN25
 FLEXLINE 5000, 6000 (ISO 18752) from DN10 to DN31,5

PER TUBO:
 DIN EN 853 1SN SAE 100 R15
 DIN EN 853 2SN SAE 100 R25
 2SN-K Eccede DIN EN 857 2SC e DIN EN 857 2SC
 SPC3 EN 856 4SP (ISO 3862-1 4SP) da DN10 a DN25
 EN 856 4SH (ISO 3862-1 4SH) da DN19 a DN51
 SAE 100 R12 (EN 856 R12) FLEXLINE 5000
 SAE 100 R13 (EN 856 R13) su DN19 e DN25
 SAE 100 R15 da DN10 a DN25
 SAE 100 R16-S da DN10 a DN25
 SAE 100 R17 da DN16 a DN25
 FLEXLINE 5000, 6000 (ISO 18752) da DN10 a DN31,5

notes

FOR HOSE:
 DIN EN 853 1SN SAE 100 R15
 DIN EN 853 2SN SAE 100 R25
 2SN-K Exceed DIN EN 857 2SC and DIN EN 857 2SC
 SPC3 EN 856 4SP (ISO 3862-1 4SP) from DN10 to DN25
 EN 856 4SH (ISO 3862-1 4SH) from DN19 to DN51
 SAE 100 R12 (EN 856 R12) FLEXLINE 4000
 SAE 100 R13 (EN 856 R13) on DN19 and DN25
 SAE 100 R15 from DN10 to DN25
 SAE 100 R16-S from DN10 to DN25
 SAE 100 R17 from DN16 to DN25
 FLEXLINE 5000, 6000 (ISO 18752) from DN10 to DN31,5

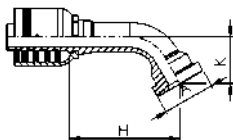
PER TUBO:
 DIN EN 853 1SN SAE 100 R15
 DIN EN 853 2SN SAE 100 R25
 2SN-K Eccede DIN EN 857 2SC e DIN EN 857 2SC
 SPC3 EN 856 4SP (ISO 3862-1 4SP) da DN10 a DN25
 EN 856 4SH (ISO 3862-1 4SH) da DN19 a DN51
 SAE 100 R12 (EN 856 R12) FLEXLINE 5000
 SAE 100 R13 (EN 856 R13) su DN19 e DN25
 SAE 100 R15 da DN10 a DN25
 SAE 100 R16-S da DN10 a DN25
 SAE 100 R17 da DN16 a DN25
 FLEXLINE 5000, 6000 (ISO 18752) da DN10 a DN31,5

4SFP60

SFS 60° - SAE FLANGE 60° CODE 62 6000 PSI
 SFS 60° - SAE FLANGIA 60° CODE 62 6000 PSI

Norm - Norma: SAE J518

Code Codice	Hose Tubo		Flange Flangia	Dimensions Dimensioni			
	Inch/Pollici	DN(mm)		H	A	K	WPbar
4S0808FP60	1/2"	12,5	1/2"	55	31,8	27	450
4S0812FP60	1/2"	12,5	3/4"	59	41,3	34	450
4S1212FP60	3/4"	19	3/4"	79	41,3	38	420
4S1216FP60	3/4"	19	1"	80	47,6	40	420
4S1616FP60	1"	25	1"	99	47,6	42	420
4S1620FP60	1"	25	1 1/4"	99	54	42	420
4S2020FP60	1 1/4"	31,5	1 1/4"	119	54	47	420
4S2024FP60	1 1/4"	31,5	1 1/2"	120	63,5	49	420
4S2424FP60	1 1/2"	38	1 1/2"	143	63,5	56	420
4S2432FP60	1 1/2"	38	2"	145	79,4	60	420
4S3232FP60	2"	51	2"	193	79,4	79	420



notes

FOR HOSE:
 DIN EN 853 1SN SAE 100 R15
 DIN EN 853 2SN SAE 100 R25
 2SN-K Exceed DIN EN 857 2SC and DIN EN 857 2SC
 SPC3 EN 856 4SP (ISO 3862-1 4SP) from DN10 to DN25
 EN 856 4SH (ISO 3862-1 4SH) from DN19 to DN51
 SAE 100 R12 (EN 856 R12)
 SAE 100 R13 (EN 856 R13) on DN19 and DN25
 SAE 100 R15 from DN10 to DN25
 SAE 100 R16-S from DN10 to DN25
 SAE 100 R17 from DN16 to DN25
 FLEXLINE 4000, 6000 from DN10 to DN25
 FLEXLINE 5000 from DN10 to DN31,5

PER TUBO:
 DIN EN 853 1SN SAE 100 R15
 DIN EN 853 2SN SAE 100 R25
 2SN-K Eccede DIN EN 857 2SC e DIN EN 857 2SC
 SPC3 EN 856 4SP (ISO 3862-1 4SP) da DN10 a DN25
 EN 856 4SH (ISO 3862-1 4SH) da DN19 a DN51
 SAE 100 R12 (EN 856 R12) FLEXLINE 5000
 SAE 100 R13 (EN 856 R13) su DN19 e DN25
 SAE 100 R15 da DN10 a DN25
 SAE 100 R16-S da DN10 a DN25
 SAE 100 R17 da DN16 a DN25
 FLEXLINE 5000, 6000 (ISO 18752) da DN10 a DN31,5

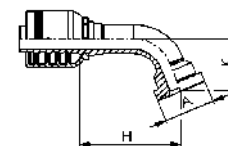
4 spiral fit series
 Serie 4 spiral fit

4SFP67

SFS 67,5° - SAE FLANGE 67,5° CODE 62 6000 PSI
 SFS 67,5° - SAE FLANGIA 67,5° CODE 62 6000 PSI

Norm - Norma: SAE J518

Code Codice	Hose Tubo		Flange Flangia	Dimensions Dimensioni			
	Inch/Pollici	DN(mm)		H	A	K	WPbar
4S0808FP67	1/2"	12,5	1/2"	51	31,8	31	450
4S0812FP67	1/2"	12,5	3/4"	54	41,3	38	450
4S1212FP67	3/4"	19	3/4"	74	41,3	43	420
4S1216FP67	3/4"	19	1"	75	47,6	45	420
4S1616FP67	1"	25	1"	93	47,6	48	420
4S1620FP67	1"	25	1 1/4"	93	54	48	420
4S2020FP67	1 1/4"	31,5	1 1/4"	112	54	54	420
4S2024FP67	1 1/4"	31,5	1 1/2"	113	63,5	56	420
4S2424FP67	1 1/2"	38	1 1/2"	135	63,5	65	420
4S2432FP67	1 1/2"	38	2"	137	79,4	69	420
4S3232FP67	2"	51	2"	182	79,4	90	420



notes

FOR HOSE:
 DIN EN 853 1SN SAE 100 R15
 DIN EN 853 2SN SAE 100 R25
 2SN-K Exceed DIN EN 857 2SC and DIN EN 857 2SC
 SPC3 EN 856 4SP (ISO 3862-1 4SP) from DN10 to DN25
 EN 856 4SH (ISO 3862-1 4SH) from DN19 to DN51
 SAE 100 R12 (EN 856 R12) FLEXLINE 4000
 SAE 100 R13 (EN 856 R13) on DN19 and DN25
 SAE 100 R15 from DN10 to DN25
 SAE 100 R16-S from DN10 to DN25
 SAE 100 R17 from DN16 to DN25
 FLEXLINE 5000, 6000 (ISO 18752) from DN10 to DN31,5

PER TUBO:
 DIN EN 853 1SN SAE 100 R15
 DIN EN 853 2SN SAE 100 R25
 2SN-K Eccede DIN EN 857 2SC e DIN EN 857 2SC
 SPC3 EN 856 4SP (ISO 3862-1 4SP) da DN10 a DN25
 EN 856 4SH (ISO 3862-1 4SH) da DN19 a DN51
 SAE 100 R12 (EN 856 R12) FLEXLINE 5000
 SAE 100 R13 (EN 856 R13) su DN19 e DN25
 SAE 100 R15 da DN10 a DN25
 SAE 100 R16-S da DN10 a DN25
 SAE 100 R17 da DN16 a DN25
 FLEXLINE 5000, 6000 (ISO 18752) da DN10 a DN31,5

4 spiral fit series
 Serie 4 spiral fit 1e | 36

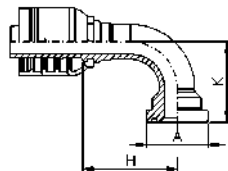
4SFP90

SFS 90° - SAE FLANGE 90° CODE 62 6000 PSI
 SFS 90° - SAE FLANGIA 90° CODE 62 6000 PSI



Norm - Norma: SAE J518

Code Codice	Hose Tubo		Flange Flangia	Dimensions Dimensioni			
	Inch/Pollici	DN(mm)		H	A	K	WPbar
4S0808FP90	1/2"	12,5	1/2"	38	31,8	40	450
4S0812FP90	1/2"	12,5	3/4"	38	41,3	47	450
4S1008FP90	5/8"	16	1/2"	45	31,8	42	420
4S1012FP90	5/8"	16	3/4"	45	41,3	50	420
4S1212FP90	3/4"	19	3/4"	55	41,3	56	420
4S1216FP90	3/4"	19	1"	55	47,6	58	420
4S1612FP90	1"	25	3/4"	71	41,3	65	420
4S1616FP90	1"	25	1"	71	47,6	64	420
4S1620FP90	1"	25	1 1/4"	71	54	64	420
4S2016FP90	1 1/4"	31,5	1"	87	47,6	79	420
4S2020FP90	1 1/4"	31,5	1 1/4"	87	54	74	420
4S2024FP90	1 1/4"	31,5	1 1/2"	87	63,5	76	420
4S2420FP90	1 1/2"	38	1 1/4"	108	54	94,5	420
4S2424FP90	1 1/2"	38	1 1/2"	105	63,5	88	420
4S2432FP90	1 1/2"	38	2"	105	79,4	93	420
4S3232FP90	2"	51	2"	140	79,4	123	420



notes

FOR HOSE:
 DIN EN 853 1SN SAE 100 R15
 DIN EN 853 2SN SAE 100 R25
 2SN-K Exceed DIN EN 857 2SC and DIN EN 857 2SC
 SPC3 EN 856 4SP (ISO 3862-1 4SP) from DN10 to DN25
 EN 856 4SH (ISO 3862-1 4SH) from DN19 to DN51
 SAE 100 R12 (EN 856 R12) FLEXLINE 4000
 SAE 100 R13 (EN 856 R13) on DN19 and DN25
 SAE 100 R15 from DN10 to DN25
 SAE 100 R16-S from DN10 to DN25
 SAE 100 R17 from DN16 to DN25
 FLEXLINE 5000, 6000 (ISO 18752) from DN10 to DN31,5

PER TUBO:
 DIN EN 853 1SN SAE 100 R15
 DIN EN 853 2SN SAE 100 R25
 2SN-K Exceed DIN EN 857 2SC e DIN EN 857 2SC
 SPC3 EN 856 4SP (ISO 3862-1 4SP) da DN10 a DN25
 EN 856 4SH (ISO 3862-1 4SH) da DN19 a DN51
 SAE 100 R12 (EN 856 R12) FLEXLINE 5000
 SAE 100 R13 (EN 856 R13) su DN19 e DN25
 SAE 100 R15 da DN10 a DN25
 SAE 100 R16-S da DN10 a DN25
 SAE 100 R17 da DN16 a DN25
 FLEXLINE 5000, 6000 (ISO 18752) da DN10 a DN31,5

4 spiral fit series
 Serie 4 spiral fit

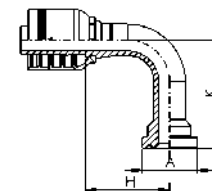
4SFP90K

SFS 90° - SAE FLANGE 90° CODE 62 6000 PSI LONG
 SFS 90° - SAE FLANGIA 90° CODE 62 6000 PSI LUNGA



Norm - Norma: SAE J518

Code Codice	Hose Tubo		Flange Flangia	Dimensions Dimensioni			
	Inch/Pollici	DN(mm)		H	A	K	WPbar
4S1212FP90-K80	3/4"	19	3/4"	56	41,3	81	420
4S1212FP90-K100	3/4"	19	3/4"	55	41,3	100	420
4S1212FP90-K150	3/4"	19	3/4"	56	41,3	148,5	420
4S1216FP90-K140	3/4"	19	1"	55	47,6	140	420
4S1616FP90-K120	1"	25	1"	71	47,6	120	420
4S1620FP90-K90	1"	25	1 1/4"	73	54	88	420
4S2020FP90-K120	1 1/4"	31,5	1 1/4"	87	54	120	420
4S2020FP90-K160	1 1/4"	31,5	1 1/4"	88	54	162,5	420
4S2020FP90-K180	1 1/4"	31,5	1 1/4"	89,5	54	177,5	420
4S2024FP90-K120	1 1/4"	31,5	1 1/2"	89,5	63,5	119	420
4S2024FP90-K150	1 1/4"	31,5	1 1/2"	89,5	63,5	149	420
4S2424FP90-K114	1 1/2"	38	1 1/2"	108	63,5	111	420
4S2424FP90-K198	1 1/2"	38	1 1/2"	108	63,5	195	420



notes

FOR HOSE:
 DIN EN 853 1SN SAE 100 R15
 DIN EN 853 2SN SAE 100 R25
 2SN-K Exceed DIN EN 857 2SC and DIN EN 857 2SC
 SPC3 EN 856 4SP (ISO 3862-1 4SP) from DN10 to DN25
 EN 856 4SH (ISO 3862-1 4SH) from DN19 to DN51
 SAE 100 R12 (EN 856 R12) FLEXLINE 4000
 SAE 100 R13 (EN 856 R13) on DN19 and DN25
 SAE 100 R15 from DN10 to DN25
 SAE 100 R16-S from DN10 to DN25
 SAE 100 R17 from DN16 to DN25
 FLEXLINE 5000, 6000 (ISO 18752) from DN10 to DN31,5

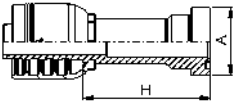
PER TUBO:
 DIN EN 853 1SN SAE 100 R15
 DIN EN 853 2SN SAE 100 R25
 2SN-K Exceed DIN EN 857 2SC e DIN EN 857 2SC
 SPC3 EN 856 4SP (ISO 3862-1 4SP) da DN10 a DN25
 EN 856 4SH (ISO 3862-1 4SH) da DN19 a DN51
 SAE 100 R12 (EN 856 R12) FLEXLINE 5000
 SAE 100 R13 (EN 856 R13) su DN19 e DN25
 SAE 100 R15 da DN10 a DN25
 SAE 100 R16-S da DN10 a DN25
 SAE 100 R17 da DN16 a DN25
 FLEXLINE 5000, 6000 (ISO 18752) da DN10 a DN31,5

4 spiral fit series
 Serie 4 spiral fit **1e | 38**



4SYP

SFC - SUPERCAT FLANGE
SFC - FLANGIA SUPERCAT

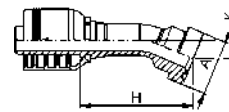


Code Codice	Hose Tubo		Flange Flangia	Dimensions Dimensioni		
	Inch/Pollici	DN(mm)		H	A	WPbar
4S1212YP	3/4"	19	3/4"	84	41,3	420
4S1216YP	3/4"	19	1"	84	47,6	420
4S1616YP	1"	25	1"	90	47,6	420
4S1620YP	1"	25	1 1/4"	90	54	420
4S2020YP	1 1/4"	31,5	1 1/4"	88	54	420
4S2024YP	1 1/4"	31,5	1 1/2"	88	63,5	420
4S2424YP	1 1/2"	38	1 1/2"	84	63,5	420
4S2432YP	1 1/2"	38	2"	110	79,4	420
4S3232YP	2"	51	2"	130	79,4	420



4SYP22

SFC 22,5° - SUPERCAT FLANGE 22,5°
SFC 22,5° - FLANGIA 22,5° SUPERCAT



Code Codice	Hose Tubo		Flange Flangia	Dimensions Dimensioni			
	Inch/Pollici	DN(mm)		H	A	K	WPbar
4S1212YP22	3/4"	19	3/4"	82	41,3	16	420
4S1216YP22	3/4"	19	1"	84	47,6	17	420
4S1616YP22	1"	25	1"	97	47,6	17	420
4S1620YP22	1"	25	1 1/4"	97	54	17	420
4S2020YP22	1 1/4"	31,5	1 1/4"	406	54	16	420
4S2024YP22	1 1/4"	31,5	1 1/2"	406	63,5	16	420
4S2424YP22	1 1/2"	38	1 1/2"	125	63,5	18	420
4S2432YP22	1 1/2"	38	2"	129	79,4	19	420
4S3232YP22	2"	51	2"	168	79,4	25	420

notes

FOR HOSE:
DIN EN 853 1SN SAE 100 R15
DIN EN 853 2SN SAE 100 R25
2SN-K Exceed DIN EN 857 2SC and DIN EN 857 2SC
SPC3 EN 856 4SP (ISO 3862-1 4SP) from DN10 to DN25
EN 856 4SH (ISO 3862-1 4SH) from DN19 to DN51
SAE 100 R12 (EN 856 R12) FLEXLINE 4000
SAE 100 R13 (EN 856 R13) on DN19 and DN25
SAE 100 R15 from DN10 to DN25
SAE 100 R16-S from DN10 to DN25
SAE 100 R17 from DN16 to DN25
FLEXLINE 5000, 6000 (ISO 18752) from DN10 to DN31,5
O-ring: assemble D'RING for SUPERCAT FLANGES
PER TUBO:
DIN EN 853 1SN SAE 100 R15
DIN EN 853 2SN SAE 100 R25
2SN-K Exceed DIN EN 857 2SC e DIN EN 857 2SC
SPC3 EN 856 4SP (ISO 3862-1 4SP) da DN10 a DN25
EN 856 4SH (ISO 3862-1 4SH) da DN19 a DN51
SAE 100 R12 (EN 856 R12) FLEXLINE 5000
SAE 100 R13 (EN 856 R13) su DN19 e DN25
SAE 100 R15 da DN10 a DN25
SAE 100 R16-S da DN10 a DN25
SAE 100 R17 da DN16 a DN25
FLEXLINE 5000, 6000 (ISO 18752) da DN10 a DN31,5
O-ring: assemblare D'RING per FLANGE SUPERCAT

notes

FOR HOSE:
DIN EN 853 1SN SAE 100 R15
DIN EN 853 2SN SAE 100 R25
2SN-K Exceed DIN EN 857 2SC and DIN EN 857 2SC
SPC3 EN 856 4SP (ISO 3862-1 4SP) from DN10 to DN25
EN 856 4SH (ISO 3862-1 4SH) from DN19 to DN51
SAE 100 R12 (EN 856 R12) FLEXLINE 4000
SAE 100 R13 (EN 856 R13) on DN19 and DN25
SAE 100 R15 from DN10 to DN25
SAE 100 R16-S from DN10 to DN25
SAE 100 R17 from DN16 to DN25
FLEXLINE 5000, 6000 (ISO 18752) from DN10 to DN31,5
O-ring: assemble D'RING for SUPERCAT FLANGES
PER TUBO:
DIN EN 853 1SN SAE 100 R15
DIN EN 853 2SN SAE 100 R25
2SN-K Exceed DIN EN 857 2SC e DIN EN 857 2SC
SPC3 EN 856 4SP (ISO 3862-1 4SP) da DN10 a DN25
EN 856 4SH (ISO 3862-1 4SH) da DN19 a DN51
SAE 100 R12 (EN 856 R12) FLEXLINE 5000
SAE 100 R13 (EN 856 R13) su DN19 e DN25
SAE 100 R15 da DN10 a DN25
SAE 100 R16-S da DN10 a DN25
SAE 100 R17 da DN16 a DN25
FLEXLINE 5000, 6000 (ISO 18752) da DN10 a DN31,5
O-ring: assemblare D'RING per FLANGE SUPERCAT



4SYP30

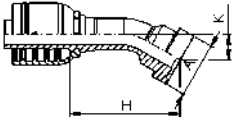
SFC 30° - SUPERCAT FLANGE 30°
SFC 30° - FLANGIA 30° SUPERCAT



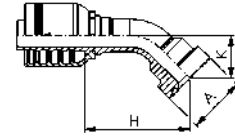
4SYP45

SFC 45° - SUPERCAT FLANGE 45°
SFC 45° - FLANGIA 45° SUPERCAT

Code Codice	Hose Tubo		Flange Flangia	Dimensions Dimensioni			
	Inch/Pollici	DN(mm)		H	A	K	WPbar
4S1212YP30	3/4"	19	3/4"	79	41,3	22	420
4S1216YP30	3/4"	19	1"	82	47,6	23	420
4S1616YP30	1"	25	1"	94	47,6	23	420
4S1620YP30	1"	25	1 1/4"	94	54	23	420
4S2020YP30	1 1/4"	31,5	1 1/4"	103	54	22	420
4S2024YP30	1 1/4"	31,5	1 1/2"	104	63,5	23	420
4S2424YP30	1 1/2"	38	1 1/2"	123	63,5	25	420
4S2432YP30	1 1/2"	38	2"	126	79,4	27	420
4S3232YP30	2"	51	2"	164	79,4	35	420



Code Codice	Hose Tubo		Flange Flangia	Dimensions Dimensioni			
	Inch/Pollici	DN(mm)		H	A	K	WPbar
4S1212YP45	3/4"	19	3/4"	72	41,3	34	420
4S1216YP45	3/4"	19	1"	74	47,6	36	420
4S1616YP45	1"	25	1"	86	47,6	36	420
4S1620YP45	1"	25	1 1/4"	86	54	36	420
4S2020YP45	1 1/4"	31,5	1 1/4"	96	54	36	420
4S2024YP45	1 1/4"	31,5	1 1/2"	96	63,5	36	420
4S2424YP45	1 1/2"	38	1 1/2"	114	63,5	41	420
4S2432YP45	1 1/2"	38	2"	116	79,4	44	420
4S3232YP45	2"	51	2"	152	79,4	57	420



notes

FOR HOSE:
DIN EN 853 1SN SAE 100 R15
DIN EN 853 2SN SAE 100 R25
2SN-K Exceed DIN EN 857 2SC and DIN EN 857 2SC
SPC3 EN 856 4SP (ISO 3862-1 4SP) from DN10 to DN25
EN 856 4SH (ISO 3862-1 4SH) from DN19 to DN51
SAE 100 R12 (EN 856 R12) FLEXLINE 4000
SAE 100 R13 (EN 856 R13) on DN19 and DN25
SAE 100 R15 from DN10 to DN25
SAE 100 R16-S from DN10 to DN25
SAE 100 R17 from DN16 to DN25
FLEXLINE 5000, 6000 (ISO 18752) from DN10 to DN31,5
O-ring: assemble D'RING for SUPERCAT FLANGES
PER TUBO:
DIN EN 853 1SN SAE 100 R15
DIN EN 853 2SN SAE 100 R25
2SN-K Exceed DIN EN 857 2SC e DIN EN 857 2SC
SPC3 EN 856 4SP (ISO 3862-1 4SP) da DN10 a DN25
EN 856 4SH (ISO 3862-1 4SH) da DN19 a DN51
SAE 100 R12 (EN 856 R12) FLEXLINE 5000
SAE 100 R13 (EN 856 R13) su DN19 e DN25
SAE 100 R15 da DN10 a DN25
SAE 100 R16-S da DN10 a DN25
SAE 100 R17 da DN16 a DN25
FLEXLINE 5000, 6000 (ISO 18752) da DN10 a DN31,5
O-ring: assemblare D'RING per FLANGE SUPERCAT

notes

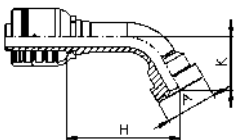
FOR HOSE:
DIN EN 853 1SN SAE 100 R15
DIN EN 853 2SN SAE 100 R25
2SN-K Exceed DIN EN 857 2SC and DIN EN 857 2SC
SPC3 EN 856 4SP (ISO 3862-1 4SP) from DN10 to DN25
EN 856 4SH (ISO 3862-1 4SH) from DN19 to DN51
SAE 100 R12 (EN 856 R12) FLEXLINE 4000
SAE 100 R13 (EN 856 R13) on DN19 and DN25
SAE 100 R15 from DN10 to DN25
SAE 100 R16-S from DN10 to DN25
SAE 100 R17 from DN16 to DN25
FLEXLINE 5000, 6000 (ISO 18752) from DN10 to DN31,5
O-ring: assemble D'RING for SUPERCAT FLANGES
PER TUBO:
DIN EN 853 1SN SAE 100 R15
DIN EN 853 2SN SAE 100 R25
2SN-K Exceed DIN EN 857 2SC e DIN EN 857 2SC
SPC3 EN 856 4SP (ISO 3862-1 4SP) da DN10 a DN25
EN 856 4SH (ISO 3862-1 4SH) da DN19 a DN51
SAE 100 R12 (EN 856 R12) FLEXLINE 5000
SAE 100 R13 (EN 856 R13) su DN19 e DN25
SAE 100 R15 da DN10 a DN25
SAE 100 R16-S da DN10 a DN25
SAE 100 R17 da DN16 a DN25
FLEXLINE 5000, 6000 (ISO 18752) da DN10 a DN31,5
O-ring: assemblare D'RING per FLANGE SUPERCAT

4SYP60

SFC 60° - SUPERCAT FLANGE 60°
SFC 60° - FLANGIA 60° SUPERCAT



Code Codice	Hose Tubo		Flange Flangia	Dimensions Dimensioni			
	Inch/Pollici	DN(mm)		H	A	K	WPbar
4S1212YP60	3/4"	19	3/4"	83	41,3	45	420
4S1216YP60	3/4"	19	1"	85	47,6	48	420
4S1616YP60	1"	25	1"	103	47,6	50	420
4S1620YP60	1"	25	1 1/4"	103	54	50	420
4S2020YP60	1 1/4"	31,5	1 1/4"	121	54	50	420
4S2024YP60	1 1/4"	31,5	1 1/2"	121	63,5	51	420
4S2424YP60	1 1/2"	38	1 1/2"	144	63,5	58	420
4S2432YP60	1 1/2"	38	2"	146	79,4	61	420
4S3232YP60	2"	51	2"	194	79,4	81	420

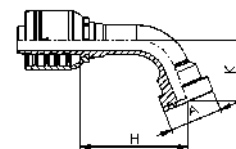


4SYP67

SFC 67,5° - SUPERCAT FLANGE 67,5°
SFC 67,5° - FLANGIA 67,5° SUPERCAT



Code Codice	Hose Tubo		Flange Flangia	Dimensions Dimensioni			
	Inch/Pollici	DN(mm)		H	A	K	WPbar
4S1212YP67	3/4"	19	3/4"	77	41,3	50	420
4S1216YP67	3/4"	19	1"	79	47,6	53	420
4S1616YP67	1"	25	1"	97	47,6	56	420
4S1620YP67	1"	25	1 1/4"	97	54	56	420
4S2020YP67	1 1/4"	31,5	1 1/4"	114	54	57	420
4S2024YP67	1 1/4"	31,5	1 1/2"	114	63,5	58	420
4S2424YP67	1 1/2"	38	1 1/2"	137	63,5	66	420
4S2432YP67	1 1/2"	38	2"	138	79,4	69	420
4S3232YP67	2"	51	2"	184	79,4	92	420



notes

FOR HOSE:
DIN EN 853 1SN SAE 100 R15
DIN EN 853 2SN SAE 100 R25
2SN-K Exceed DIN EN 857 2SC and DIN EN 857 2SC
SPC3 EN 856 4SP (ISO 3862-1 4SP) from DN10 to DN25
EN 856 4SH (ISO 3862-1 4SH) from DN19 to DN51
SAE 100 R12 (EN 856 R12) FLEXLINE 4000
SAE 100 R13 (EN 856 R13) on DN19 and DN25
SAE 100 R15 from DN10 to DN25
SAE 100 R16-S from DN10 to DN25
SAE 100 R17 from DN16 to DN25
FLEXLINE 5000, 6000 (ISO 18752) from DN10 to DN31,5
O-ring: assemble D'RING for SUPERCAT FLANGES
PER TUBO:
DIN EN 853 1SN SAE 100 R15
DIN EN 853 2SN SAE 100 R25
2SN-K Exceed DIN EN 857 2SC e DIN EN 857 2SC
SPC3 EN 856 4SP (ISO 3862-1 4SP) da DN10 a DN25
EN 856 4SH (ISO 3862-1 4SH) da DN19 a DN51
SAE 100 R12 (EN 856 R12) FLEXLINE 5000
SAE 100 R13 (EN 856 R13) su DN19 e DN25
SAE 100 R15 da DN10 a DN25
SAE 100 R16-S da DN10 a DN25
SAE 100 R17 da DN16 a DN25
FLEXLINE 5000, 6000 (ISO 18752) da DN10 a DN31,5
O-ring: assemblare D'RING per FLANGE SUPERCAT

notes

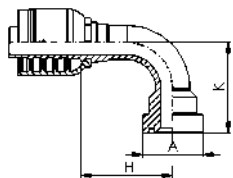
FOR HOSE:
DIN EN 853 1SN SAE 100 R15
DIN EN 853 2SN SAE 100 R25
2SN-K Exceed DIN EN 857 2SC and DIN EN 857 2SC
SPC3 EN 856 4SP (ISO 3862-1 4SP) from DN10 to DN25
EN 856 4SH (ISO 3862-1 4SH) from DN19 to DN51
SAE 100 R12 (EN 856 R12) FLEXLINE 4000
SAE 100 R13 (EN 856 R13) on DN19 and DN25
SAE 100 R15 from DN10 to DN25
SAE 100 R16-S from DN10 to DN25
SAE 100 R17 from DN16 to DN25
FLEXLINE 5000, 6000 (ISO 18752) from DN10 to DN31,5
O-ring: assemble D'RING for SUPERCAT FLANGES
PER TUBO:
DIN EN 853 1SN SAE 100 R15
DIN EN 853 2SN SAE 100 R25
2SN-K Exceed DIN EN 857 2SC e DIN EN 857 2SC
SPC3 EN 856 4SP (ISO 3862-1 4SP) da DN10 a DN25
EN 856 4SH (ISO 3862-1 4SH) da DN19 a DN51
SAE 100 R12 (EN 856 R12) FLEXLINE 5000
SAE 100 R13 (EN 856 R13) su DN19 e DN25
SAE 100 R15 da DN10 a DN25
SAE 100 R16-S da DN10 a DN25
SAE 100 R17 da DN16 a DN25
FLEXLINE 5000, 6000 (ISO 18752) da DN10 a DN31,5
O-ring: assemblare D'RING per FLANGE SUPERCAT

4SYP90

SFC 90° - SUPERCAT FLANGE 90°
SFC 90° - FLANGIA 90° SUPERCAT



Code Codice	Hose Tubo		Flange Flangia	Dimensions Dimensioni			
	Inch/Pollici	DN(mm)		H	A	K	WPbar
4S1212YP90	3/4"	19	3/4"	55	41,3	64	420
4S1216YP90	3/4"	19	1"	55	47,6	64	420
4S1616YP90	1"	25	1"	71	47,6	73	420
4S1620YP90	1"	25	1 1/4"	71	54	73	420
4S2020YP90	1 1/4"	31,5	1 1/4"	87	54	77	420
4S2024YP90	1 1/4"	31,5	1 1/2"	87	63,5	78	420
4S2424YP90	1 1/2"	38	1 1/2"	105	63,5	90	420
4S2432YP90	1 1/2"	38	2"	105	79,4	94	420
4S3232YP90	2"	51	2"	140	79,4	125	420



notes

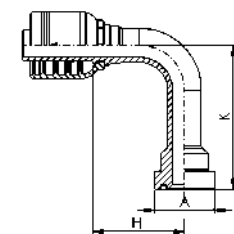
FOR HOSE:
DIN EN 853 1SN SAE 100 R15
DIN EN 853 2SN SAE 100 R25
2SN-K Exceed DIN EN 857 2SC and DIN EN 857 2SC
SPC3 EN 856 4SP (ISO 3862-1 4SP) from DN10 to DN25
EN 856 4SH (ISO 3862-1 4SH) from DN19 to DN51
SAE 100 R12 (EN 856 R12) FLEXLINE 4000
SAE 100 R13 (EN 856 R13) on DN19 and DN25
SAE 100 R15 from DN10 to DN25
SAE 100 R16-S from DN10 to DN25
SAE 100 R17 from DN16 to DN25
FLEXLINE 5000, 6000 (ISO 18752) from DN10 to DN31,5
O-ring: assemble D'RING for SUPERCAT FLANGES
PER TUBO:
DIN EN 853 1SN SAE 100 R15
DIN EN 853 2SN SAE 100 R25
2SN-K Exceed DIN EN 857 2SC e DIN EN 857 2SC
SPC3 EN 856 4SP (ISO 3862-1 4SP) da DN10 a DN25
EN 856 4SH (ISO 3862-1 4SH) da DN19 a DN51
SAE 100 R12 (EN 856 R12) FLEXLINE 5000
SAE 100 R13 (EN 856 R13) su DN19 e DN25
SAE 100 R15 da DN10 a DN25
SAE 100 R16-S da DN10 a DN25
SAE 100 R17 da DN16 a DN25
FLEXLINE 5000, 6000 (ISO 18752) da DN10 a DN31,5
O-ring: assemblare D'RING per FLANGE SUPERCAT

4SYP90K

SFC 90° - SUPERCAT FLANGE 90° LONG
SFC 90° - FLANGIA 90° SUPERCAT LUNGA




Code Codice	Hose Tubo		Flange Flangia	Dimensions Dimensioni			
	Inch/Pollici	DN(mm)		H	A	K	WPbar
4S1212YP90-K129	3/4"	19	3/4"	55	41,3	129	420
4S1616YP90-K132	1"	25	1"	71	47,6	132	420
4S1616YP90-K150	1"	25	1"	71	47,6	150	420
4S2020YP90-K150	1 1/4"	31,5	1 1/4"	87	54	150	420
4S2024YP90-K135	1 1/4"	31,5	1 1/2"	87	63,5	135	420
4S2424YP90-K106	1 1/2"	38	1 1/2"	105	63,5	106	420



notes

FOR HOSE:
DIN EN 853 1SN SAE 100 R15
DIN EN 853 2SN SAE 100 R25
2SN-K Exceed DIN EN 857 2SC and DIN EN 857 2SC
SPC3 EN 856 4SP (ISO 3862-1 4SP) from DN10 to DN25
EN 856 4SH (ISO 3862-1 4SH) from DN19 to DN51
SAE 100 R12 (EN 856 R12) FLEXLINE 4000
SAE 100 R13 (EN 856 R13) on DN19 and DN25
SAE 100 R15 from DN10 to DN25
SAE 100 R16-S from DN10 to DN25
SAE 100 R17 from DN16 to DN25
FLEXLINE 5000, 6000 (ISO 18752) from DN10 to DN31,5
O-ring: assemble D'RING for SUPERCAT FLANGES
PER TUBO:
DIN EN 853 1SN SAE 100 R15
DIN EN 853 2SN SAE 100 R25
2SN-K Exceed DIN EN 857 2SC e DIN EN 857 2SC
SPC3 EN 856 4SP (ISO 3862-1 4SP) da DN10 a DN25
EN 856 4SH (ISO 3862-1 4SH) da DN19 a DN51
SAE 100 R12 (EN 856 R12) FLEXLINE 5000
SAE 100 R13 (EN 856 R13) su DN19 e DN25
SAE 100 R15 da DN10 a DN25
SAE 100 R16-S da DN10 a DN25
SAE 100 R17 da DN16 a DN25
FLEXLINE 5000, 6000 (ISO 18752) da DN10 a DN31,5
O-ring: assemblare D'RING per FLANGE SUPERCAT

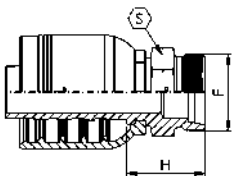


4SMML

CEL - METRIC MALE, 24° CONE, LIGHT
 CEL - MASCHIO METRICO, CONO 24°, SERIE LEGGERA

Thread - Filetto: METRIC
 Norm - Norma: DIN 3861

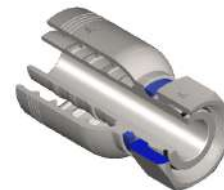
Code Codice	Thread Filetto	Hose Tubo		StandPipe Codolo	Dimensions Dimensioni		
		Inch/Pollici	DN(mm)		S	H	WPbar
4S06MM10L	M16x1,5	3/8"	10	10	17	23	450
4S06MM12L	M18x1,5	3/8"	10	12	19	23	450
4S06MM15L	M22x1,5	3/8"	10	15	22	25	450
4S08MM12L	M22x1,5	1/2"	12,5	15	22	26	450
4S08MM15L	M22x1,5	1/2"	12,5	15	22	26	450
4S08MM18L	M26x1,5	1/2"	12,5	18	27	28	450
4S10MM18L	M26x1,5	5/8"	16	18	27	28	420
4S10MM22L	M30x2	5/8"	16	22	30	30	420
4S12MM22L	M30x2	3/4"	19	22	30	32	420
4S16MM28L	M36x2	1"	25	28	36	36	420
4S20MM35L	M45x2	1 1/4"	31,5	35	46	42,5	420
4S24MM42L	M52x2	1 1/2"	38	42	55	46,5	420



notes

FOR HOSE:
 DIN EN 853 1SN SAE 100 R15
 DIN EN 853 2SN SAE 100 R25
 2SN-K Eccede DIN EN 857 25C and DIN EN 857 25C
 SPC3 EN 856 4SP (ISO 3862-1 4SP) from DN10 to DN25
 EN 856 4SH (ISO 3862-1 4SH) from DN19 to DN51
 SAE 100 R12 (EN 856 R12) FLEXLINE 4000
 SAE 100 R13 (EN 856 R13) on DN19 and DN25
 SAE 100 R15 from DN10 to DN25
 SAE 100 R16-S from DN10 to DN25
 SAE 100 R17 from DN16 to DN25
 FLEXLINE 5000, 6000 (ISO 18752) from DN10 to DN31,5

PER TUBO:
 DIN EN 853 1SN SAE 100 R15
 DIN EN 853 2SN SAE 100 R25
 2SN-K Eccede DIN EN 857 25C e DIN EN 857 25C
 SPC3 EN 856 4SP (ISO 3862-1 4SP) da DN10 a DN25
 EN 856 4SH (ISO 3862-1 4SH) da DN19 a DN51
 SAE 100 R12 (EN 856 R12) FLEXLINE 5000
 SAE 100 R13 (EN 856 R13) su DN19 e DN25
 SAE 100 R15 da DN10 a DN25
 SAE 100 R16-S da DN10 a DN25
 SAE 100 R17 da DN16 a DN25
 FLEXLINE 5000, 6000 (ISO 18752) da DN10 a DN31,5

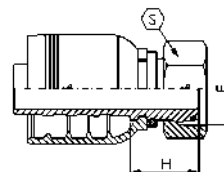


4SFOSL

DKOL - METRIC O'RING FEMALE, 24° CONE, LIGHT
 DKOL - FEMMINA METRICA O'RING, CONO 24°, SERIE LEGGERA

Thread - Filetto: METRIC
 Norm - Norma: DIN 3865

Code Codice	Thread Filetto	Hose Tubo		StandPipe Codolo	Dimensions Dimensioni			
		Inch/Pollici	DN(mm)		S	H	O-ring	WPbar
4S06FOS10L	M16x1,5	3/8"	10	10	19	23	7,5x1,5	450
4S06FOS12L	M18x1,5	3/8"	10	12	22	24	9x1,5	450
4S06FOS15L	M22x1,5	3/8"	10	15	27	24,5	12x2	450
4S08FOS12L	M18x1,5	1/2"	12,5	12	22	28	9x1,5	450
4S08FOS15L	M22x1,5	1/2"	12,5	15	27	25	12x2	450
4S08FOS18L	M26x1,5	1/2"	12,5	18	32	26	15x2	450
4S10FOS15L	M22x1,5	5/8"	16	15	27	35	12x2	420
4S10FOS18L	M26x1,5	5/8"	16	18	32	27	15x2	420
4S10FOS22L	M30x2	5/8"	16	22	36	28	20x2	420
4S12FOS22L	M30x2	3/4"	19	22	36	31	20x2	420
4S16FOS28L	M36x2	1"	25	28	41	33,5	26x2	420
4S20FOS35L	M45x2	1 1/4"	31,5	35	50	39	32x2,5	420
4S24FOS42L	M52x2	1 1/2"	38	42	60	43,5	38x2,5	420



notes

FOR HOSE:
 DIN EN 853 1SN SAE 100 R15
 DIN EN 853 2SN SAE 100 R25
 2SN-K Eccede DIN EN 857 25C and DIN EN 857 25C
 SPC3 EN 856 4SP (ISO 3862-1 4SP) from DN10 to DN25
 EN 856 4SH (ISO 3862-1 4SH) from DN19 to DN51
 SAE 100 R12 (EN 856 R12) FLEXLINE 4000
 SAE 100 R13 (EN 856 R13) on DN19 and DN25
 SAE 100 R15 from DN10 to DN25
 SAE 100 R16-S from DN10 to DN25
 SAE 100 R17 from DN16 to DN25
 FLEXLINE 5000, 6000 (ISO 18752) from DN10 to DN31,5

PER TUBO:
 DIN EN 853 1SN SAE 100 R15
 DIN EN 853 2SN SAE 100 R25
 2SN-K Eccede DIN EN 857 25C e DIN EN 857 25C
 SPC3 EN 856 4SP (ISO 3862-1 4SP) da DN10 a DN25
 EN 856 4SH (ISO 3862-1 4SH) da DN19 a DN51
 SAE 100 R12 (EN 856 R12) FLEXLINE 5000
 SAE 100 R13 (EN 856 R13) su DN19 e DN25
 SAE 100 R15 da DN10 a DN25
 SAE 100 R16-S da DN10 a DN25
 SAE 100 R17 da DN16 a DN25
 FLEXLINE 5000, 6000 (ISO 18752) da DN10 a DN31,5

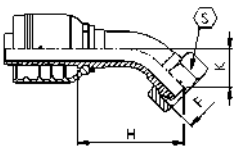


4SFOSL45

DKOL 45° - METRIC O'RING FEMALE 45°, 24° CONE, LIGHT
 DKOL 45° - FEMMINA 45° METRICA O'RING, CONO 24°, SERIE LEGGERA

Thread - Filetto: METRIC
 Norm - Norma: DIN 3865

Code Codice	Thread Filetto	Hose Tubo		Standpipe Codolo	Dimensions Dimensioni				
		Inch	DN (mm)		mm	S	H	K	O-ring
4S06FOS10L45	M16x1,5	3/8"	10	10	19	39	16	7,5x1,5	450
4S06FOS12L45	M18x1,5	3/8"	10	12	22	40	18	9x1,5	450
4S06FOS15L45	M22x1,5	3/8"	10	15	27	42	19	12x2	450
4S08FOS15L45	M22x1,5	1/2"	12,5	15	27	46	19	12x2	450
4S08FOS18L45	M26x1,5	1/2"	12,5	18	32	47	21	15x2	450
4S10FOS18L45	M26x1,5	5/8"	16	18	32	53	22	15x2	420
4S10FOS22L45	M30x2	5/8"	16	22	36	54	23	20x2	420
4S12FOS22L45	M30x2	3/4"	19	22	36	64	24,5	20x2	420
4S16FOS28L45	M36x2	1"	25	28	41	82	30,5	26x2	420
4S20FOS35L45	M45x2	1 1/4"	31,5	35	50	100,5	39	32x2,5	420
4S24FOS42L45	M52x2	1 1/2"	38	42	60	121	46,5	38x2,5	420



notes

FOR HOSE:
 DIN EN 853 1SN SAE 100 R15
 DIN EN 853 2SN SAE 100 R25
 2SN-K Exceed DIN EN 857 2SC and DIN EN 857 2SC
 SPC3 EN 856 4SP (ISO 3862-1 4SP) from DN10 to DN25
 EN 856 4SH (ISO 3862-1 4SH) from DN19 to DN51
 SAE 100 R12 (EN 856 R12) FLEXLINE 4000
 SAE 100 R13 (EN 856 R13) on DN19 and DN25
 SAE 100 R15 from DN10 to DN25
 SAE 100 R16-S from DN10 to DN25
 SAE 100 R17 from DN16 to DN25
 FLEXLINE 5000, 6000 (ISO 18752) from DN10 to DN31,5

PER TUBO:
 DIN EN 853 1SN SAE 100 R15
 DIN EN 853 2SN SAE 100 R25
 2SN-K Eccede DIN EN 857 2SC e DIN EN 857 2SC
 SPC3 EN 856 4SP (ISO 3862-1 4SP) da DN10 a DN25
 EN 856 4SH (ISO 3862-1 4SH) da DN19 a DN51
 SAE 100 R12 (EN 856 R12) FLEXLINE 5000
 SAE 100 R13 (EN 856 R13) su DN19 e DN25
 SAE 100 R15 da DN10 a DN25
 SAE 100 R16-S da DN10 a DN25
 SAE 100 R17 da DN16 a DN25
 FLEXLINE 5000, 6000 (ISO 18752) da DN10 a DN31,5

4 spiral fit series
 Serie 4 spiral fit

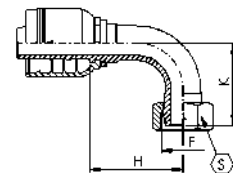


4SFOSL90

DKOL 90° - METRIC O'RING FEMALE 90°, 24° CONE, LIGHT
 DKOL 90° - FEMMINA 90° METRICA O'RING, CONO 24°, SERIE LEGGERA

Thread - Filetto: METRIC
 Norm - Norma: DIN 3865

Code Codice	Thread Filetto	Hose Tubo		Standpipe Codolo	Dimensions Dimensioni				
		Inch	DN (mm)		mm	S	H	K	O-ring
4S06FOS10L90	M16x1,5	3/8"	10	10	19	31	31	7,5x1,5	450
4S06FOS12L90	M18x1,5	3/8"	10	12	22	31	33	9x1,5	450
4S06FOS15L90	M22x1,5	3/8"	10	15	27	31	35	12x2	450
4S08FOS15L90	M22x1,5	1/2"	12,5	15	27	37	38	12x2	450
4S08FOS18L90	M26x1,5	1/2"	12,5	18	32	37	40	15x2	450
4S10FOS18L90	M26x1,5	5/8"	16	18	32	44	45	15x2	420
4S10FOS22L90	M30x2	5/8"	16	22	36	44	47	20x2	420
4S12FOS22L90	M30x2	3/4"	19	22	36	56	50	20x2	420
4S16FOS28L90	M36x2	1"	25	28	41	73	65	26x2	420
4S20FOS35L90	M45x2	1 1/4"	31,5	35	50	89,5	81	32x2,5	420
4S24FOS42L90	M52x2	1 1/2"	38	42	60	107	96,5	38x2,5	420



notes

FOR HOSE:
 DIN EN 853 1SN SAE 100 R15
 DIN EN 853 2SN SAE 100 R25
 2SN-K Exceed DIN EN 857 2SC and DIN EN 857 2SC
 SPC3 EN 856 4SP (ISO 3862-1 4SP) from DN10 to DN25
 EN 856 4SH (ISO 3862-1 4SH) from DN19 to DN51
 SAE 100 R12 (EN 856 R12) FLEXLINE 4000
 SAE 100 R13 (EN 856 R13) on DN19 and DN25
 SAE 100 R15 from DN10 to DN25
 SAE 100 R16-S from DN10 to DN25
 SAE 100 R17 from DN16 to DN25
 FLEXLINE 5000, 6000 (ISO 18752) from DN10 to DN31,5

PER TUBO:
 DIN EN 853 1SN SAE 100 R15
 DIN EN 853 2SN SAE 100 R25
 2SN-K Eccede DIN EN 857 2SC e DIN EN 857 2SC
 SPC3 EN 856 4SP (ISO 3862-1 4SP) da DN10 a DN25
 EN 856 4SH (ISO 3862-1 4SH) da DN19 a DN51
 SAE 100 R12 (EN 856 R12) FLEXLINE 5000
 SAE 100 R13 (EN 856 R13) su DN19 e DN25
 SAE 100 R15 da DN10 a DN25
 SAE 100 R16-S da DN10 a DN25
 SAE 100 R17 da DN16 a DN25
 FLEXLINE 5000, 6000 (ISO 18752) da DN10 a DN31,5

4 spiral fit series
 Serie 4 spiral fit 1e | 50

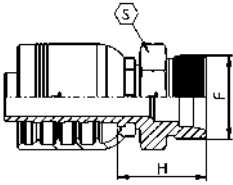


4SMMS

CES - METRIC MALE, 24° CONE, HEAVY
 CES - MASCHIO METRICO, CONO 24°, SERIE PESANTE

Thread - Filetto: METRIC
 Norm - Norma: DIN 3861

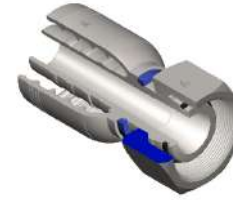
Code Codice	Thread Filetto	Hose Tubo		StandPipe Codolo	Dimensions Dimensioni		
	F	Inch/Pollici	DN(mm)	mm	S	H	WPbar
4S06MM10S	M18x1,5	3/8"	10	10	19	24	450
4S06MM12S	M20x1,5	3/8"	10	12	22	25	450
4S06MM14S	M22x1,5	3/8"	10	14	22	27	450
4S08MM14S	M22x1,5	1/2"	12,5	14	22	28	450
4S08MM16S	M24x1,5	1/2"	12,5	16	24	29	450
4S10MM20S	M30x2	5/8"	16	20	30	32	420
4S12MM20S	M30x2	3/4"	19	20	30	34	420
4S12MM25S	M36x2	3/4"	19	25	36	38	420
4S16MM25S	M36x2	1"	25	25	36	40	420
4S16MM30S	M42x2	1"	25	30	46	44	420
4S20MM30S	M42x2	1 1/4"	31,5	30	46	47	420
4S20MM38S	M52x2	1 1/4"	31,5	38	55	51	420
4S24MM38S	M52x2	1 1/2"	38	38	55	53	420



notes

FOR HOSE:
 DIN EN 853 1SN SAE 100 R15
 DIN EN 853 2SN SAE 100 R25
 2SN-K Eccede DIN EN 857 25C and DIN EN 857 25C
 SPC3 EN 856 4SP (ISO 3862-1 4SP) from DN10 to DN25
 EN 856 4SH (ISO 3862-1 4SH) from DN19 to DN51
 SAE 100 R12 (EN 856 R12) FLEXLINE 4000
 SAE 100 R13 (EN 856 R13) on DN19 and DN25
 SAE 100 R15 from DN10 to DN25
 SAE 100 R16-S from DN10 to DN25
 SAE 100 R17 from DN16 to DN25
 FLEXLINE 5000, 6000 (ISO 18752) from DN10 to DN31,5

PER TUBO:
 DIN EN 853 1SN SAE 100 R15
 DIN EN 853 2SN SAE 100 R25
 2SN-K Eccede DIN EN 857 25C e DIN EN 857 25C
 SPC3 EN 856 4SP (ISO 3862-1 4SP) da DN10 a DN25
 EN 856 4SH (ISO 3862-1 4SH) da DN19 a DN51
 SAE 100 R12 (EN 856 R12) FLEXLINE 5000
 SAE 100 R13 (EN 856 R13) su DN19 e DN25
 SAE 100 R15 da DN10 a DN25
 SAE 100 R16-S da DN10 a DN25
 SAE 100 R17 da DN16 a DN25
 FLEXLINE 5000, 6000 (ISO 18752) da DN10 a DN31,5

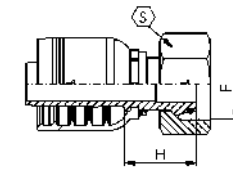


4SFOSS

DKOS - METRIC O'RING FEMALE, 24° CONE, HEAVY
 DKOS - FEMMINA METRICA O'RING, CONO 24°, SERIE PESANTE

Thread - Filetto: METRIC
 Norm - Norma: DIN 3865

Code Codice	Thread Filetto	Hose Tubo		StandPipe Codolo	Dimensions Dimensioni			
	F	Inch/Pollici	DN(mm)	mm	S	H	O-ring	WPbar
4S06FOS10S	M18x1,5	3/8"	10	10	22	25	7,5x1,5	450
4S06FOS12S	M20x1,5	3/8"	10	12	24	24	9x1,5	450
4S06FOS14S	M22x1,5	3/8"	10	14	27	28	10x2	450
4S08FOS14S	M22x1,5	1/2"	12,5	14	27	28	10x2	450
4S08FOS16S	M24x1,5	1/2"	12,5	16	30	29	12x2	450
4S10FOS16S	M24x1,5	5/8"	16	16	30	35	12x2	420
4S10FOS20S	M30x2	5/8"	16	20	36	33	16,3x2,4	420
4S12FOS25S	M36x2	3/4"	19	25	46	39	20,3x2,4	420
4S16FOS25S	M36x2	1"	25	25	46	41	22x2	420
4S16FOS30S	M42x2	1"	25	30	50	42	25,3x2,4	420
4S20FOS30S	M42x2	1 1/4"	31,5	30	50	43	25,3x2,4	420
4S20FOS38S	M52x2	1 1/4"	31,5	38	60	48	33,3x2,4	420
4S24FOS38S	M52x2	1 1/2"	38	38	60	51	33,3x2,4	420



notes

FOR HOSE:
 DIN EN 853 1SN SAE 100 R15
 DIN EN 853 2SN SAE 100 R25
 2SN-K Eccede DIN EN 857 25C and DIN EN 857 25C
 SPC3 EN 856 4SP (ISO 3862-1 4SP) from DN10 to DN25
 EN 856 4SH (ISO 3862-1 4SH) from DN19 to DN51
 SAE 100 R12 (EN 856 R12) FLEXLINE 4000
 SAE 100 R13 (EN 856 R13) on DN19 and DN25
 SAE 100 R15 from DN10 to DN25
 SAE 100 R16-S from DN10 to DN25
 SAE 100 R17 from DN16 to DN25
 FLEXLINE 5000, 6000 (ISO 18752) from DN10 to DN31,5

PER TUBO:
 DIN EN 853 1SN SAE 100 R15
 DIN EN 853 2SN SAE 100 R25
 2SN-K Eccede DIN EN 857 25C e DIN EN 857 25C
 SPC3 EN 856 4SP (ISO 3862-1 4SP) da DN10 a DN25
 EN 856 4SH (ISO 3862-1 4SH) da DN19 a DN51
 SAE 100 R12 (EN 856 R12) FLEXLINE 5000
 SAE 100 R13 (EN 856 R13) su DN19 e DN25
 SAE 100 R15 da DN10 a DN25
 SAE 100 R16-S da DN10 a DN25
 SAE 100 R17 da DN16 a DN25
 FLEXLINE 5000, 6000 (ISO 18752) da DN10 a DN31,5

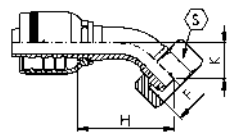


4SFOSS45

DKOS 45° - METRIC O'RING FEMALE 45°, 24° CONE, HEAVY
 DKOS 45° - FEMMINA 45° METRICA O'RING, CONO 24°, SERIE PESANTE

Thread - Filetto: METRIC
 Norm - Norma: DIN 3865

Code Codice	Thread Filetto	Hose Tubo		Standpipe Codolo	Dimensions Dimensioni				
		Inch	DN (mm)		mm	S	H	K	O-ring
4S06FOS10S45	M18x1,5	3/8"	10	10	22	40	17	7,5x1,5	450
4S06FOS12S45	M20x1,5	3/8"	10	12	24	40	18	9x1,5	450
4S06FOS14S45	M22x1,5	3/8"	10	14	27	42	19	10x2	450
4S08FOS14S45	M22x1,5	1/2"	12,5	14	27	46	20	10x2	450
4S08FOS16S45	M24x1,5	1/2"	12,5	16	30	47	21	12x2	450
4S10FOS20S45	M30x2	5/8"	16	20	36	56	25	16,3x2,4	420
4S12FOS20S45	M30x2	3/4"	19	20	36	65	27	16,3x2,4	420
4S12FOS25S45	M36x2	3/4"	19	25	46	66	28	20,3x2,4	420
4S16FOS25S45	M36x2	1"	25	25	46	83	34	22x2	420
4S16FOS30S45	M42x2	1"	25	30	50	82	32	25,3x2,4	420
4S20FOS30S45	M42x2	1 1/4"	31,5	30	50	100	40	25,3x2,4	420
4S20FOS38S45	M52x2	1 1/4"	31,5	38	60	97	38	33,3x2,4	420
4S24FOS38S45	M52x2	1 1/2"	38	38	60	121	48	33,3x2,4	420



notes

FOR HOSE:
 DIN EN 853 1SN SAE 100 R15
 DIN EN 853 2SN SAE 100 R25
 2SN-K Exceed DIN EN 857 2SC and DIN EN 857 2SC
 SPC3 EN 856 4SP (ISO 3862-1 4SP) from DN10 to DN25
 EN 856 4SH (ISO 3862-1 4SH) from DN19 to DN51
 SAE 100 R12 (EN 856 R12) FLEXLINE 4000
 SAE 100 R13 (EN 856 R13) on DN19 and DN25
 SAE 100 R15 from DN10 to DN25
 SAE 100 R16-S from DN10 to DN25
 SAE 100 R17 from DN16 to DN25
 FLEXLINE 5000, 6000 (ISO 18752) from DN10 to DN31,5

PER TUBO:
 DIN EN 853 1SN SAE 100 R15
 DIN EN 853 2SN SAE 100 R25
 2SN-K Exceed DIN EN 857 2SC e DIN EN 857 2SC
 SPC3 EN 856 4SP (ISO 3862-1 4SP) da DN10 a DN25
 EN 856 4SH (ISO 3862-1 4SH) da DN19 a DN51
 SAE 100 R12 (EN 856 R12) FLEXLINE 5000
 SAE 100 R13 (EN 856 R13) su DN19 e DN25
 SAE 100 R15 da DN10 a DN25
 SAE 100 R16-S da DN10 a DN25
 SAE 100 R17 da DN16 a DN25
 FLEXLINE 5000, 6000 (ISO 18752) da DN10 a DN31,5

4 spiral fit series
 Serie 4 spiral fit

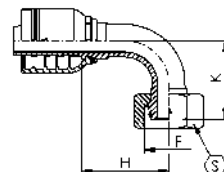


4SFOSS90

DKOS 90° - METRIC O'RING FEMALE 90°, 24° CONE, HEAVY
 DKOS 90° - FEMMINA 90° METRICA O'RING, CONO 24°, SERIE PESANTE

Thread - Filetto: METRIC
 Norm - Norma: DIN 3865

Code Codice	Thread Filetto	Hose Tubo		Standpipe Codolo	Dimensions Dimensioni				
		Inch	DN (mm)		mm	S	H	K	O-ring
4S06FOS10S90	M18x1,5	3/8"	10	10	22	30	33	7,5x1,5	450
4S06FOS12S90	M20x1,5	3/8"	10	12	24	31	33	9x1,5	450
4S06FOS14S90	M22x1,5	3/8"	10	14	27	34	37	10x2	450
4S08FOS14S90	M22x1,5	1/2"	12,5	14	27	39	41	10x2	450
4S08FOS16S90	M24x1,5	1/2"	12,5	16	30	39	42	12x2	450
4S10FOS16S90	M24x1,5	5/8"	16	16	30	45,5	59,5	12x2	420
4S10FOS20S90	M30x2	5/8"	16	20	36	44	49	16,3x2,4	420
4S12FOS20S90	M30x2	3/4"	19	20	36	55	55	16,3x2,4	420
4S12FOS25S90	M36x2	3/4"	19	25	46	55	55	20,3x2,4	420
4S16FOS25S90	M36x2	1"	25	25	46	71	69	22x2	420
4S16FOS30S90	M42x2	1"	25	30	50	71	67	25,3x2,4	420
4S20FOS30S90	M42x2	1 1/4"	31,5	30	50	87	83	25,3x2,4	420
4S20FOS38S90	M52x2	1 1/4"	31,5	38	60	87	80	33,3x2,4	420
4S24FOS38S90	M52x2	1 1/2"	38	38	60	105	100	33,3x2,4	420



notes

FOR HOSE:
 DIN EN 853 1SN SAE 100 R15
 DIN EN 853 2SN SAE 100 R25
 2SN-K Exceed DIN EN 857 2SC and DIN EN 857 2SC
 SPC3 EN 856 4SP (ISO 3862-1 4SP) from DN10 to DN25
 EN 856 4SH (ISO 3862-1 4SH) from DN19 to DN51
 SAE 100 R12 (EN 856 R12) FLEXLINE 4000
 SAE 100 R13 (EN 856 R13) on DN19 and DN25
 SAE 100 R15 from DN10 to DN25
 SAE 100 R16-S from DN10 to DN25
 SAE 100 R17 from DN16 to DN25
 FLEXLINE 5000, 6000 (ISO 18752) from DN10 to DN31,5

PER TUBO:
 DIN EN 853 1SN SAE 100 R15
 DIN EN 853 2SN SAE 100 R25
 2SN-K Exceed DIN EN 857 2SC e DIN EN 857 2SC
 SPC3 EN 856 4SP (ISO 3862-1 4SP) da DN10 a DN25
 EN 856 4SH (ISO 3862-1 4SH) da DN19 a DN51
 SAE 100 R12 (EN 856 R12) FLEXLINE 5000
 SAE 100 R13 (EN 856 R13) su DN19 e DN25
 SAE 100 R15 da DN10 a DN25
 SAE 100 R16-S da DN10 a DN25
 SAE 100 R17 da DN16 a DN25
 FLEXLINE 5000, 6000 (ISO 18752) da DN10 a DN31,5

4 spiral fit series
 Serie 4 spiral fit 1e | 54



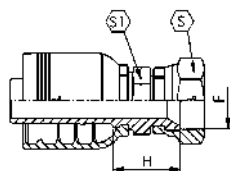
4SFTC

JIST - JIS FEMALE DOUBLE HEXAGON "TOYOTA"

JIST - FEMMINA JIS DOPPIO ESAGONO "TOYOTA"

Thread - Filetto: BSPP

Code Codice	Thread Filetto	Hose Tubo		Dimensions Dimensioni			
		Inch/Pollici	DN(mm)	S	S1	H	WPbar
4S0606FTC	3/8"-19	3/8"	10	22	19	22,5	450
4S0808FTC	1/2"-14	1/2"	12,5	27	22	26	450



notes

FOR HOSE:

DIN EN 853 1SN SAE 100 R15
 DIN EN 853 2SN SAE 100 R25
 2SN-K Exceed DIN EN 857 2SC and DIN EN 857 2SC
 SPC3 EN 856 4SP (ISO 3862-1 4SP) from DN10 to DN25
 EN 856 4SH (ISO 3862-1 4SH) from DN19 to DN51
 SAE 100 R12 (EN 856 R12) FLEXLINE 4000
 SAE 100 R13 (EN 856 R13) on DN19 and DN25
 SAE 100 R15 from DN10 to DN25
 SAE 100 R16-S from DN10 to DN25
 SAE 100 R17 from DN16 to DN25
 FLEXLINE 5000, 6000 (ISO 18752) from DN10 to DN31,5

PER TUBO:

DIN EN 853 1SN SAE 100 R15
 DIN EN 853 2SN SAE 100 R25
 2SN-K Exceed DIN EN 857 2SC e DIN EN 857 2SC
 SPC3 EN 856 4SP (ISO 3862-1 4SP) da DN10 a DN25
 EN 856 4SH (ISO 3862-1 4SH) da DN19 a DN51
 SAE 100 R12 (EN 856 R12) FLEXLINE 5000
 SAE 100 R13 (EN 856 R13) su DN19 e DN25
 SAE 100 R15 da DN10 a DN25
 SAE 100 R16-S da DN10 a DN25
 SAE 100 R17 da DN16 a DN25
 FLEXLINE 5000, 6000 (ISO 18752) da DN10 a DN31,5

6 SPIRAL FIT 6S ONE PIECE FITTINGS


A dedicated range of One Piece fittings specifically designed to suit 6 spiral hoses.
An extraordinary solution for your high pressure and heavy-duty applications!

Una gamma di raccordi pregraffati completamente dedicata per calzare i tubi a sei spirali.
L'incredibile affidabilità consente di mantenere altissime pressione in applicazioni pesanti.

6 SPIRAL FIT 6S FITTINGS
RACCORDI 6 SPIRAL FIT 6S




6SNPT



1

AGN - NPTF MALE
AGN - MASCHIO NPTF

6SNPTL



2

AGN - NPTF MALE EXTENDED HEXAGON
AGN - MASCHIO NPTF ESAGONO ESTESO


6SMI



3

AGJ - JIC MALE, 37° CONE
AGJ - MASCHIO JIC, CONO 37°

6SFICP



4

DKJ - JIC FEMALE DOUBLE HEXAGON, 37° CONE
DKJ - FEMMINA JIC DOPPIO ESAGONO, CONO 37°

6SFGOLS90



17

DKR 90° - BSP FEMALE 90° FULL HEXAGON NUT O'RING, 60° CONE
DKR 90° - FEMMINA 90° BSP DADO ESAGONO COMPLETO O'RING, CONO 60°

6SFL



18

SFL - SAE FLANGE CODE 61 3000 PSI
SFL - SAE FLANGIA CODE 61 3000 PSI

6SFL22



19

SFL 22.5° - SAE FLANGE 22.5° CODE 61 3000 PSI
SFL 22.5° - SAE FLANGIA 22.5° CODE 61 3000 PSI

6SFL30



20

SFL 30° - SAE FLANGE 30° CODE 61 3000 PSI
SFL 30° - SAE FLANGIA 30° CODE 61 3000 PSI

6SFIPS45



5

DKJ 45° - JIC FEMALE 45°, 37° CONE
DKJ 45° - FEMMINA 45° JIC, CONO 37°

6SFIPS90



6

DKJ 90° - JIC FEMALE 90°, 37° CONE
DKJ 90° - FEMMINA 90° JIC, CONO 37°


6SFIPS90L



7

DKJ 90° - JIC FEMALE 90° LONG, 37° CONE
DKJ 90° - FEMMINA 90° JIC LUNGA, CONO 37°

6SMRS



8

AGO - ORFS MALE
AGO - MASCHIO ORFS

6SFL45



21

SFL 45° - SAE FLANGE 45° CODE 61 3000 PSI
SFL 45° - SAE FLANGIA 45° CODE 61 3000 PSI

6SFL60



22

SFL 60° - SAE FLANGE 60° CODE 61 3000 PSI
SFL 60° - SAE FLANGIA 60° CODE 61 3000 PSI

6SFL67



23

SFL 67.5° - SAE FLANGE 67.5° CODE 61 3000 PSI
SFL 67.5° - SAE FLANGIA 67.5° CODE 61 3000 PSI


6SFL90



24

SFL 90° - SAE FLANGE 90° CODE 61 3000 PSI
SFL 90° - SAE FLANGIA 90° CODE 61 3000 PSI

6SFRC



9

DKO - ORFS FEMALE DOUBLE HEXAGON
DKO - FEMMINA DOPPIO ESAGONO ORFS

6SFRS45



10

DKO 45° - ORFS FEMALE 45°
DKO 45° - FEMMINA 45° ORFS

6SFRS90C



11

DKO 90° - ORFS FEMALE 90° SHORT
DKO 90° - FEMMINA 90° ORFS CORTA

6SFRS90L



12

DKO 90° - ORFS FEMALE 90° LONG
DKO 90° - FEMMINA 90° ORFS LUNGA

6SFL90K



25

SFL 90° - SAE FLANGE 90° CODE 61 3000 PSI LONG
SFL 90° - SAE FLANGIA 90° CODE 61 3000 PSI LUNGA

6SFL110



26

SFL 110° - SAE FLANGE 110° CODE 61 3000 PSI
SFL 110° - SAE FLANGIA 110° CODE 61 3000 PSI

6SFP



27

SFS - SAE FLANGE CODE 62 6000 PSI
SFS - SAE FLANGIA CODE 62 6000 PSI

6SFP22



28

SFS 22.5° - SAE FLANGE 22.5° CODE 62 6000 PSI LONG
SFS 22.5° - SAE FLANGIA 22.5° CODE 62 6000 PSI LUNGA


6SMG



13

AGR - BSPP MALE, 60° CONE
AGR - MASCHIO BSPP, CONO 60°

6SMGC



14

AGR K - BSPT MALE, 60° CONE
AGR K - MASCHIO BSPT, CONO 60°

6SFGOLS



15

DKR - BSP FEMALE FULL HEXAGON NUT O'RING, 60° CONE
DKR - FEMMINA BSP DADO ESAGONO COMPLETO O'RING, CONO 60°

6SFGOLS45



16

DKR 45° - BSP FEMALE 45° FULL HEXAGON NUT O'RING, 60° CONE
DKR 45° - FEMMINA 45° BSP DADO ESAGONO COMPLETO O'RING, CONO 60°

6SFP30



29

SFS 30° - SAE FLANGE 30° CODE 62 6000 PSI LONG
SFS 30° - SAE FLANGIA 30° CODE 62 6000 PSI LUNGA

6SFP45



30

SFS 45° - SAE FLANGE 45° CODE 62 6000 PSI
SFS 45° - SAE FLANGIA 45° CODE 62 6000 PSI

6SFP60



31

SFS 60° - SAE FLANGE 60° CODE 62 6000 PSI LONG
SFS 60° - SAE FLANGIA 60° CODE 62 6000 PSI LUNGA

6SFP67



32

SFS 67.5° - SAE FLANGE 67.5° CODE 62 6000 PSI LONG
SFS 67.5° - SAE FLANGIA 67.5° CODE 62 6000 PSI LUNGA

6SFP90



33

SFS 90° - SAE FLANGE 90° CODE 62
6000 PSI
SFS 90° - SAE FLANGIA 90° CODE 62
6000 PSI


6SFP90K



34

SFS 90° - SAE FLANGE 90° CODE 62 6000
PSI LONG
SFS 90° - SAE FLANGIA 90° CODE 62 6000
PSI LUNGA

6SYP



35

SFC - SUPERCAT FLANGE
SFC - FLANGIA SUPERCAT

6SYP22



36

SFC 22,5° - SUPERCAT FLANGE 22,5°
SFC 22,5° - FLANGIA 22,5° SUPERCAT

6SFOSS45



49

DKOS 45° - METRIC O'RING FEMALE 45°,
24° CONE, HEAVY
DKOS 45° - FEMMINA 45° METRICA
O'RING, CONO 24°, SERIE PESANTE

6SFOSS90



50

DKOS 90° - METRIC O'RING FEMALE 90°,
24° CONE, HEAVY
DKOS 90° - FEMMINA 90° METRICA
O'RING, CONO 24°, SERIE PESANTE

6SFMG



51

JISK - JIS "KOMATSU" FEMALE DOUBLE
HEXAGON, 60° CONE
JISK - FEMMINA JIS "KOMATSU" DOPPIO
ESAGONO, CONO 60°

6SYP30



37

SFC 30° - SUPERCAT FLANGE 30°
SFC 30° - FLANGIA 30° SUPERCAT

6SYP45



38

SFC 45° - SUPERCAT FLANGE 45°
SFC 45° - FLANGIA 45° SUPERCAT

6SYP60



39

SFC 60° - SUPERCAT FLANGE 60°
SFC 60° - FLANGIA 60° SUPERCAT

6SYP67



40

SFC 67,5° - SUPERCAT FLANGE 67,5°
SFC 67,5° - FLANGIA 67,5° SUPERCAT

6SYP90



41

SFC 90° - SUPERCAT FLANGE 90°
SFC 90° - FLANGIA 90° SUPERCAT

6SYP90K



42

SFC 90° - SUPERCAT FLANGE 90° LONG
SFC 90° - FLANGIA 90° SUPERCAT LUNGA


6SMML



43

CEL - METRIC MALE, 24° CONE, LIGHT
CEL - MASCHIO METRICO, CONO 24°,
SERIE LEGGERA

6SFOSL



44

DKOL - METRIC O'RING FEMALE, 24°
CONE, LIGHT
DKOL - FEMMINA METRICA O'RING,
CONO 24°, SERIE LEGGERA

6SFOSL45



45

DKOL 45° - METRIC O'RING FEMALE 45°,
24° CONE, LIGHT
DKOL 45° - FEMMINA 45° METRICA
O'RING, CONO 24°, SERIE LEGGERA

6SFOSL90



46

DKOL 90° - METRIC O'RING FEMALE 90°,
24° CONE, LIGHT
DKOL 90° - FEMMINA 90° METRICA
O'RING, CONO 24°, SERIE LEGGERA

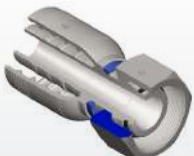
6SMMS



47

CES - METRIC MALE, 24° CONE, HEAVY
CES - MASCHIO METRICO, CONO 24°,
SERIE PESANTE

6SFOSS



48

DKOS - METRIC O'RING FEMALE, 24°
CONE, HEAVY
DKOS - FEMMINA METRICA O'RING,
CONO 24°, SERIE PESANTE

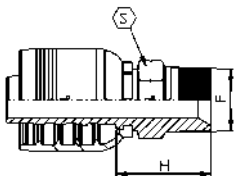


6SNPT

AGN - NPTF MALE
AGN - MASCHIO NPTF

Thread - Filetto: NPTF

Code Codice	Thread Filetto	Hose Tubo		Dimensions Dimensioni		
		Inch/Pollici	DN(mm)	S	H	WPbar
6S2016NPT	1"-11,5	1 1/4"	31,5	41	52,5	420
6S2020NPT	1 1/4"-11,5	1 1/4"	31,5	46	55	420
6S2024NPT	1 1/2"-11,5	1 1/4"	31,5	50	59	420
6S2424NPT	1 1/2"-11,5	1 1/2"	38	50	61	420
6S2432NPT	2"-11,5	1 1/2"	38	65	67,5	420
6S3232NPT	2"-11,5	2"	51	65	70,5	420



notes

FOR HOSE:
EN 856 4SP (ISO 3862-1 4SP)
SAE 100 R13 (EN 856 R13)
SAE 100 R15

PER TUBO:
EN 856 4SP (ISO 3862-1 4SP)
SAE 100 R13 (EN 856 R13)
SAE 100 R15

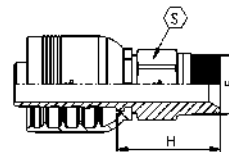


6SNPTL

AGN - NPTF MALE EXTENDED HEXAGON
AGN - MASCHIO NPTF ESAGONO ESTESO

Thread - Filetto: NPTF

Code Codice	Thread Filetto	Hose Tubo		Dimensions Dimensioni		
		Inch/Pollici	DN(mm)	S	H	WPbar
6S2424NPTL	1 1/2"-11,5	1 1/2"	38	50	61	420
6S2432NPTL	2"-11,5	1 1/2"	38	65	67,5	420



notes

FOR HOSE:
EN 856 4SP (ISO 3862-1 4SP)
SAE 100 R13 (EN 856 R13)
SAE 100 R15

PER TUBO:
EN 856 4SP (ISO 3862-1 4SP)
SAE 100 R13 (EN 856 R13)
SAE 100 R15

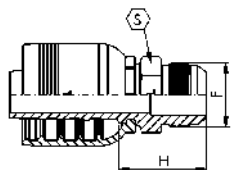


6SMI

AGJ - JIC MALE, 37° CONE
 AGJ - MASCHIO JIC, CONO 37°

Thread - Filetto: UNF-UN
 Norm - Norma: SAE J514

Code Codice	Thread Filetto	Hose Tubo		Dimensions Dimensioni		
		Inch/Pollici	DN(mm)	S	H	WPbar
	F					
6S2016MI	1 5/16"-12	1 1/4"	31,5	41	48,5	420
6S2020MI	1 5/8"-12	1 1/4"	31,5	46	50,5	420
6S2024MI	1 7/8"-12	1 1/4"	31,5	50	55	420
6S2424MI	1 7/8"-12	1 1/2"	38	50	57	420
6S2432MI	2 1/2"-12	1 1/2"	38	65	65,5	420
6S3232MI	2 1/2"-12	2"	51	65	68,5	420



notes

FOR HOSE:
 EN 856 4SP (ISO 3862-1 4SP)
 SAE 100 R13 (EN 856 R13)
 SAE 100 R15

PER TUBO:
 EN 856 4SP (ISO 3862-1 4SP)
 SAE 100 R13 (EN 856 R13)
 SAE 100 R15

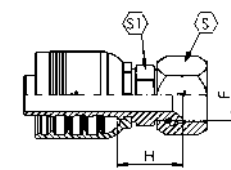


6SFICP

DKJ - JIC FEMALE DOUBLE HEXAGON, 37° CONE
 DKJ - FEMMINA JIC DOPPIO ESAGONO, CONO 37°

Thread - Filetto: UNF-UN
 Norm - Norma: SAE J514

Code Codice	Thread Filetto	Hose Tubo		Dimensions Dimensioni			
		Inch/Pollici	DN(mm)	S	S1	H	WPbar
	F						
6S2016FIC	1 5/16"-12	1 1/4"	31,5	41	41	45,5	420
6S2020FIC	1 5/8"-12	1 1/4"	31,5	50	41	48	420
6S2024FIC	1 7/8"-12	1 1/4"	31,5	60	46	51	420
6S2424FIC	1 7/8"-12	1 1/2"	38	60	46	53	420
6S2432FIC	2 1/2"-12	1 1/2"	38	75	60	66	420
6S3232FIC	2 1/2"-12	2"	51	75	60	69	420



notes

FOR HOSE:
 EN 856 4SP (ISO 3862-1 4SP)
 SAE 100 R13 (EN 856 R13)
 SAE 100 R15

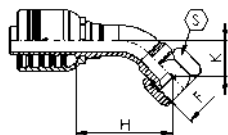
PER TUBO:
 EN 856 4SP (ISO 3862-1 4SP)
 SAE 100 R13 (EN 856 R13)
 SAE 100 R15

6SFIPS45

DKJ 45° - JIC FEMALE 45°, 37° CONE
 DKJ 45° - FEMMINA 45° JIC, CONO 37°

Thread - Filetto: UNF-UN
 Norm - Norma: SAE J514

Code Codice	Thread Filetto	Hose Tubo		Dimensions Dimensioni			
		Inch	DN (mm)	S	H	K	WPbar
6S2016FIS45	1 5/16"-12	1 1/4"	31,5	41	100	41	420
6S2020FIS45	1 5/8"-12	1 1/4"	31,5	50	98	38	420
6S2024FIS45	1 7/8"-12	1 1/4"	31,5	60	99	39	420
6S2424FIS45	1 7/8"-12	1 1/2"	38	60	118	46	420
6S3232FIS45	2 1/2"-12	2"	51	75	157	62	420



notes

FOR HOSE:
 EN 856 4SP (ISO 3862-1 4SP)
 SAE 100 R13 (EN 856 R13)
 SAE 100 R15

PER TUBO:
 EN 856 4SP (ISO 3862-1 4SP)
 SAE 100 R13 (EN 856 R13)
 SAE 100 R15

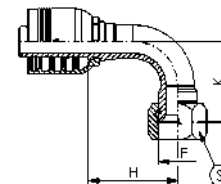


6SFIPS90

DKJ 90° - JIC FEMALE 90°, 37° CONE
 DKJ 90° - FEMMINA 90° JIC, CONO 37°

Thread - Filetto: UNF-UN
 Norm - Norma: SAE J514

Code Codice	Thread Filetto	Hose Tubo		Dimensions Dimensioni			
		Inch	DN (mm)	S	H	K	WPbar
6S2016FIS90	1 5/16"-12	1 1/4"	31,5	41	87	84	420
6S2020FIS90	1 5/8"-12	1 1/4"	31,5	50	87	81	420
6S2024FIS90	1 7/8"-12	1 1/4"	31,5	60	87	82	420
6S2424FIS90	1 7/8"-12	1 1/2"	38	60	105	97	420
6S3232FIS90	2 1/2"-12	2"	51	75	140	132	420



notes

FOR HOSE:
 EN 856 4SP (ISO 3862-1 4SP)
 SAE 100 R13 (EN 856 R13)
 SAE 100 R15

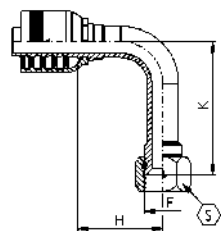
PER TUBO:
 EN 856 4SP (ISO 3862-1 4SP)
 SAE 100 R13 (EN 856 R13)
 SAE 100 R15

6SFIPS90L

DKJ 90° - JIC FEMALE 90° LONG, 37° CONE
 DKJ 90° - FEMMINA 90° JIC LUNGA, CONO 37°

Thread - Filetto: UNF-UN
 Norm - Norma: SAE J514

Code Codice	Thread Filetto	Hose Tubo		Dimensions Dimensioni			
		Inch	DN (mm)	S	H	K	WPbar
6S2020FIS90-K136	1 5/8"-12	1 1/4"	31,5	50	87	136	420



notes

FOR HOSE:
 EN 856 4SP (ISO 3862-1 4SP)
 SAE 100 R13 (EN 856 R13)
 SAE 100 R15

PER TUBO:
 EN 856 4SP (ISO 3862-1 4SP)
 SAE 100 R13 (EN 856 R13)
 SAE 100 R15

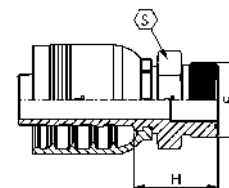


6SMRS

AGO - ORFS MALE
 AGO - MASCHIO ORFS

Thread - Filetto: UNF-UN-UNS
 Norm - Norma: SAE J1453

Code Codice	Thread Filetto	Hose Tubo		Dimensions Dimensioni		
		Inch/Pollici	DN(mm)	S	H	WPbar
6S2020MRS	1 11/16"-12	1 1/4"	31,5	46	44	420
6S2424MRS	2"-12	1 1/2"	38	55	48	420



notes

FOR HOSE:
 EN 856 4SP (ISO 3862-1 4SP)
 SAE 100 R13 (EN 856 R13)
 SAE 100 R15

PER TUBO:
 EN 856 4SP (ISO 3862-1 4SP)
 SAE 100 R13 (EN 856 R13)
 SAE 100 R15

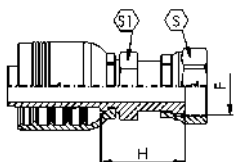


6SFRC

DKO - ORFS FEMALE DOUBLE HEXAGON
DKO - FEMMINA DOPPIO ESAGONO ORFS

Thread - Filetto: UNF-UN-UNS
Norm - Norma: SAE J1453

Code Codice	Thread Filetto	Hose Tubo		Dimensions Dimensioni			
		Inch/Pollici	DN(mm)	S	S1	H	WPbar
6S2020FRC	1 11/16"-12	1 1/4"	31,5	50	41	55	420
6S2024FRC	2"-12	1 1/4"	31,5	60	50	59,5	420
6S2424FRC	2"-12	1 1/2"	38	60	50	60	420



notes

CRIMPED NUT
FOR HOSE:
EN 856 4SP (ISO 3862-1 4SP)
SAE 100 R13 (EN 856 R13)
SAE 100 R15

DADO PINZATO
PER TUBO:
EN 856 4SP (ISO 3862-1 4SP)
SAE 100 R13 (EN 856 R13)
SAE 100 R15

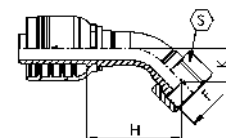


6SFERS45

DKO 45° - ORFS FEMALE 45°
DKO 45° - FEMMINA 45° ORFS

Thread - Filetto: UNF-UN-UNS
Norm - Norma: SAE J1453

Code Codice	Thread Filetto	Hose Tubo		Dimensions Dimensioni			
		Inch	DN (mm)	S	H	K	WPbar
6S2020FRS45	1 11/16"-12	1 1/4"	31,5	50	93	34	420
6S2424FRS45	2"-12	1 1/2"	38	60	113	41	420



notes

FOR HOSE:
EN 856 4SP (ISO 3862-1 4SP)
SAE 100 R13 (EN 856 R13)
SAE 100 R15

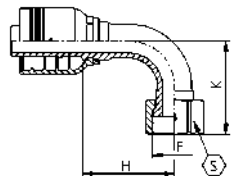
PER TUBO:
EN 856 4SP (ISO 3862-1 4SP)
SAE 100 R13 (EN 856 R13)
SAE 100 R15

6SFRS90C

DKO 90° - ORFS FEMALE 90° SHORT
DKO 90° - FEMMINA 90° ORFS CORTA

Thread - Filetto: UNF-UN-UNS
Norm - Norma: SAE J1453

Code Codice	Thread Filetto	Hose Tubo		Dimensions Dimensioni			
		Inch	DN (mm)	S	H	K	WPbar
6S2020FRS90	1 11/16"-12	1 1/4"	31,5	50	87	75	420
6S2424FRS90	2"-12	1 1/2"	38	60	105	90	420



notes

FOR HOSE:
EN 856 4SP (ISO 3862-1 4SP)
SAE 100 R13 (EN 856 R13)
SAE 100 R15

PER TUBO:
EN 856 4SP (ISO 3862-1 4SP)
SAE 100 R13 (EN 856 R13)
SAE 100 R15

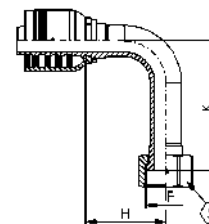


6SFRS90L

DKO 90° - ORFS FEMALE 90° LONG
DKO 90° - FEMMINA 90° ORFS LUNGA

Thread - Filetto: UNF-UN-UNS
Norm - Norma: SAE J1453

Code Codice	Thread Filetto	Hose Tubo		Dimensions Dimensioni			
		Inch	DN (mm)	S	H	K	WPbar
6S2020FRS90-K130	1 11/16"-12	1 1/4"	31,5	50	87	130	420
6S2424FRS90-K155	2"-12	1 1/2"	38	60	105	155	420



notes

FOR HOSE:
EN 856 4SP (ISO 3862-1 4SP)
SAE 100 R13 (EN 856 R13)
SAE 100 R15

PER TUBO:
EN 856 4SP (ISO 3862-1 4SP)
SAE 100 R13 (EN 856 R13)
SAE 100 R15

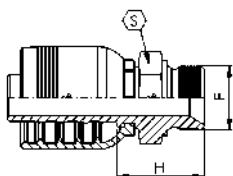


6SMG

AGR - BSPP MALE, 60° CONE
 AGR - MASCHIO BSPP, CONO 60°

Thread - Filetto: BSPP
 Norm - Norma: BS 5200

Code Codice	Thread Filetto	Hose Tubo		Dimensions Dimensioni		
		Inch/Pollici	DN(mm)	S	H	WPbar
6S2020MG	1 1/4"-11	1 1/4"	31,5	50	50	420
6S2024MG	1 1/2"-11	1 1/4"	31,5	55	53	420
6S2424MG	1 1/2"-11	1 1/2"	38	55	55	420
6S3232MG	2"-11	2"	51	70	63	420



notes

FOR HOSE:
 EN 856 4SP (ISO 3862-1 4SP)
 SAE 100 R13 (EN 856 R13)
 SAE 100 R15

PER TUBO:
 EN 856 4SP (ISO 3862-1 4SP)
 SAE 100 R13 (EN 856 R13)
 SAE 100 R15

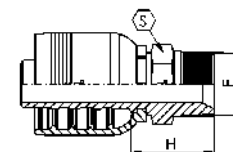


6SMGC

AGR K - BSPT MALE, 60° CONE
 AGR K - MASCHIO BSPT, CONO 60°

Thread - Filetto: BSPT

Code Codice	Thread Filetto	Hose Tubo		Dimensions Dimensioni		
		Inch/Pollici	DN(mm)	S	H	WPbar
6S2020MGC	1 1/4"-11	1 1/4"	31,5	46	51	420
6S2424MGC	1 1/2"-11	1 1/2"	38	50	54	420
6S3232MGC	2"-11	2"	51	65	64	420



notes

FOR HOSE:
 EN 856 4SP (ISO 3862-1 4SP)
 SAE 100 R13 (EN 856 R13)
 SAE 100 R15

PER TUBO:
 EN 856 4SP (ISO 3862-1 4SP)
 SAE 100 R13 (EN 856 R13)
 SAE 100 R15

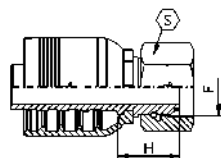


6SFGOLS

DKR - BSP FEMALE FULL HEXAGON NUT O'RING, 60° CONE
 DKR - FEMMINA BSP DADO ESAGONO COMPLETO O'RING, CONO 60°

Thread - Filetto: BSPP
 Norm - Norma: BS 5200

Code Codice	Thread Filetto	Hose Tubo		Dimensions Dimensioni			
		Inch	DN (mm)	S	H	O-ring	WPbar
6S2020FGO	1 1/4"-11	1 1/4"	31,5	50	39	28,3x1,78	420
6S2024FGO	1 1/2"-11	1 1/4"	31,5	60	42	33,05x1,78	420
6S2424FGO	1 1/2"-11	1 1/2"	38	60	43	33,05x1,78	420
6S3232FGO	2"-11	2"	51	75	47	44,17x1,78	420



notes

FOR HOSE:
 EN 856 4SP (ISO 3862-1 4SP)
 SAE 100 R13 (EN 856 R13)
 SAE 100 R15

PER TUBO:
 EN 856 4SP (ISO 3862-1 4SP)
 SAE 100 R13 (EN 856 R13)
 SAE 100 R15

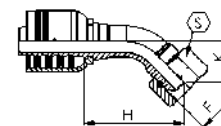


6SFGOLS45

DKR 45° - BSP FEMALE 45° FULL HEXAGON NUT O'RING, 60° CONE
 DKR 45° - FEMMINA 45° BSP DADO ESAGONO COMPLETO O'RING, CONO 60°

Thread - Filetto: BSPP
 Norm - Norma: BS 5200

Code Codice	Thread Filetto	Hose Tubo		Dimensions Dimensioni				
		Inch	DN (mm)	S	H	K	O-ring	WPbar
6S2020FGO45	1 1/4"-11	1 1/4"	31,5	50	103	43	28,3x1,78	420
6S2024FGO45	1 1/2"-11	1 1/4"	31,5	60	103	43	33,05x1,78	420
6S2424FGO45	1 1/2"-11	1 1/2"	38	60	123	51	33,05x1,78	420
6S3232FGO45	2"-11	2"	51	75	160	65	44,17x1,78	420



notes

FOR HOSE:
 EN 856 4SP (ISO 3862-1 4SP)
 SAE 100 R13 (EN 856 R13)
 SAE 100 R15

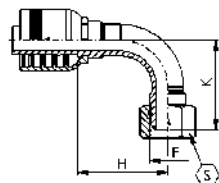
PER TUBO:
 EN 856 4SP (ISO 3862-1 4SP)
 SAE 100 R13 (EN 856 R13)
 SAE 100 R15

6SFGOLS90

DKR 90° - BSP FEMALE 90° FULL HEXAGON NUT O'RING, 60° CONE
 DKR 90° - FEMMINA 90° BSP DADO ESAGONO COMPLETO O'RING, CONO 60°

Thread - Filetto: BSPP
 Norm - Norma: BS 5200

Code Codice	Thread Filetto	Hose Tubo	Dimensions Dimensioni					
			F	Inch	DN (mm)	S	H	K
6S2020FGO90	1 1/4"-11	1 1/4"	31,5	50	87	88	28,3x1,78	420
6S2024FGO90	1 1/2"-11	1 1/4"	31,5	60	87	88	33,05x1,78	420
6S2424FGO90	1 1/2"-11	1 1/2"	38	60	105	104	33,05x1,78	420
6S3232FGO90	2"-11	2"	51	75	140	137	44,17x1,78	420



notes

FOR HOSE:
 EN 856 4SP (ISO 3862-1 4SP)
 SAE 100 R13 (EN 856 R13)
 SAE 100 R15

PER TUBO:
 EN 856 4SP (ISO 3862-1 4SP)
 SAE 100 R13 (EN 856 R13)
 SAE 100 R15

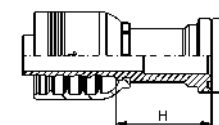


6SFL

SFL - SAE FLANGE CODE 61 3000 PSI
 SFL - SAE FLANGIA CODE 61 3000 PSI

Norm - Norma: SAE J518

Code Codice	Hose Tubo		Flange Flangia	Dimensions Dimensioni		
	Inch/Pollici	DN(mm)		H	A	WPbar
6S2016FL	1 1/4"	31,5	1"	64	44,5	420
6S2020FL	1 1/4"	31,5	1 1/4"	64	50,8	420
6S2024FL	1 1/4"	31,5	1 1/2"	68	60,3	420
6S2032FL	1 1/4"	31,5	2"	75	71,4	420
6S2420FL	1 1/2"	38	1 1/4"	69	50,8	420
6S2424FL	1 1/2"	38	1 1/2"	73	60,3	420
6S2432FL	1 1/2"	38	2"	76	71,4	420
6S3232FL	2"	51	2"	77	71,4	420
6S3224FL	2"	51	2"	77	71,4	420
6S3240FL	2"	51	2 1/2"	90	84,1	420



notes

FOR HOSE:
 EN 856 4SP (ISO 3862-1 4SP)
 SAE 100 R13 (EN 856 R13)
 SAE 100 R15

PER TUBO:
 EN 856 4SP (ISO 3862-1 4SP)
 SAE 100 R13 (EN 856 R13)
 SAE 100 R15

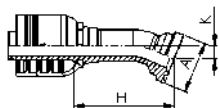


6SFL22

SFL 22,5° - SAE FLANGE 22,5° CODE 61 3000 PSI
 SFL 22,5° - SAE FLANGIA 22,5° CODE 61 3000 PSI

Norm - Norma: SAE J518

Code Codice	Hose Tubo		Flange Flangia	Dimensions Dimensioni			
	Inch/Pollici	DN(mm)		H	A	K	WPbar
6S2020FL22	1 1/4"	31,5	1 1/4"	100	50,8	13	420
6S2024FL22	1 1/4"	31,5	1 1/2"	100	60,3	13	420
6S2424FL22	1 1/2"	38	1 1/2"	118	60,3	15	420
6S2432FL22	1 1/2"	38	2"	116	71,4	14	420
6S3232FL22	2"	51	2"	165	71,4	22	420



notes

FOR HOSE:
 EN 856 4SP (ISO 3862-1 4SP)
 SAE 100 R13 (EN 856 R13)
 SAE 100 R15

PER TUBO:
 EN 856 4SP (ISO 3862-1 4SP)
 SAE 100 R13 (EN 856 R13)
 SAE 100 R15

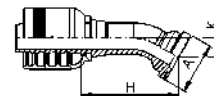


6SFL30

SFL 30° - SAE FLANGE 30° CODE 61 3000 PSI
 SFL 30° - SAE FLANGIA 30° CODE 61 3000 PSI

Norm - Norma: SAE J518

Code Codice	Hose Tubo		Flange Flangia	Dimensions Dimensioni			
	Inch/Pollici	DN(mm)		H	A	K	WPbar
6S2020FL30	1 1/4"	31,5	1 1/4"	98	50,8	19	420
6S2024FL30	1 1/4"	31,5	1 1/2"	98	60,3	19	420
6S2424FL30	1 1/2"	38	1 1/2"	116	60,3	22	420
6S2432FL30	1 1/2"	38	2"	114	71,4	21	420
6S3232FL30	2"	51	2"	162	71,4	31	420



notes

FOR HOSE:
 EN 856 4SP (ISO 3862-1 4SP)
 SAE 100 R13 (EN 856 R13)
 SAE 100 R15

PER TUBO:
 EN 856 4SP (ISO 3862-1 4SP)
 SAE 100 R13 (EN 856 R13)
 SAE 100 R15

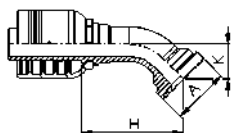


6SFL45

SFL 45° - SAE FLANGE 45° CODE 61 3000 PSI
 SFL 45° - SAE FLANGIA 45° CODE 61 3000 PSI

Norm - Norma: SAE J518

Code Codice	Hose Tubo		Flange Flangia	Dimensions Dimensioni			
	Inch/Pollici	DN(mm)		H	A	K	WPbar
6S2016FL45	1 1/4"	31,5	1"	96	44,5	37	420
6S2020FL45	1 1/4"	31,5	1 1/4"	91	50,8	32	420
6S2024FL45	1 1/4"	31,5	1 1/2"	91	60,3	32	420
6S2420FL45	1 1/2"	38	1 1/4"	118	50,8	43	420
6S2424FL45	1 1/2"	38	1 1/2"	108	60,3	36	420
6S2432FL45	1 1/2"	38	2"	107	71,4	35	420
6S3232FL45	2"	51	2"	151	71,4	57	420
6S3240FL45	2"	51	2 1/2"	146	84,1	51	420



notes

FOR HOSE:
 EN 856 4SP (ISO 3862-1 4SP)
 SAE 100 R13 (EN 856 R13)
 SAE 100 R15

PER TUBO:
 EN 856 4SP (ISO 3862-1 4SP)
 SAE 100 R13 (EN 856 R13)
 SAE 100 R15

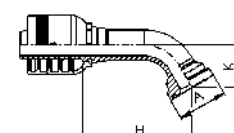


6SFL60

SFL 60° - SAE FLANGE 60° CODE 61 3000 PSI
 SFL 60° - SAE FLANGIA 60° CODE 61 3000 PSI

Norm - Norma: SAE J518

Code Codice	Hose Tubo		Flange Flangia	Dimensions Dimensioni			
	Inch/Pollici	DN(mm)		H	A	K	WPbar
6S2020FL60	1 1/4"	31,5	1 1/4"	118	50,8	45	420
6S2024FL60	1 1/4"	31,5	1 1/2"	118	60,3	45	420
6S2424FL60	1 1/2"	38	1 1/2"	140	60,3	52	420
6S2432FL60	1 1/2"	38	2"	139	71,4	50	420
6S3232FL60	2"	51	2"	192	71,4	73	420



notes

FOR HOSE:
 EN 856 4SP (ISO 3862-1 4SP)
 SAE 100 R13 (EN 856 R13)
 SAE 100 R15

PER TUBO:
 EN 856 4SP (ISO 3862-1 4SP)
 SAE 100 R13 (EN 856 R13)
 SAE 100 R15

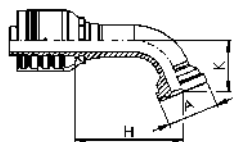


6SFL67

SFL 67,5° - SAE FLANGE 67,5° CODE 61 3000 PSI
 SFL 67,5° - SAE FLANGIA 67,5° CODE 61 3000 PSI

Norm - Norma: SAE J518

Code Codice	Hose Tubo		Flange Flangia	Dimensions Dimensioni			
	Inch/Pollici	DN(mm)		H	A	K	WPbar
6S2020FL67	1 1/4"	31,5	1 1/4"	111	50,8	52	420
6S2024FL67	1 1/4"	31,5	1 1/2"	111	60,3	52	420
6S2424FL67	1 1/2"	38	1 1/2"	133	60,3	60	420
6S2432FL67	1 1/2"	38	2"	132	71,4	58	420
6S3232FL67	2"	51	2"	181	71,4	84	420



notes

FOR HOSE:
 EN 856 4SP (ISO 3862-1 4SP)
 SAE 100 R13 (EN 856 R13)
 SAE 100 R15

PER TUBO:
 EN 856 4SP (ISO 3862-1 4SP)
 SAE 100 R13 (EN 856 R13)
 SAE 100 R15

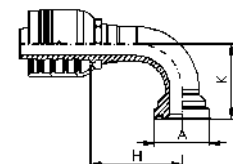


6SFL90

SFL 90° - SAE FLANGE 90° CODE 61 3000 PSI
 SFL 90° - SAE FLANGIA 90° CODE 61 3000 PSI

Norm - Norma: SAE J518

Code Codice	Hose Tubo		Flange Flangia	Dimensions Dimensioni			
	Inch/Pollici	DN(mm)		H	A	K	WPbar
6S2016FL90	1 1/4"	31,5	1"	87	44,5	79	420
6S2020FL90	1 1/4"	31,5	1 1/4"	87	50,8	71	420
6S2024FL90	1 1/4"	31,5	1 1/2"	87	60,3	71	420
6S2420FL90	1 1/2"	38	1 1/4"	108	50,8	92	420
6S2424FL90	1 1/2"	38	1 1/2"	105	60,3	83	420
6S2432FL90	1 1/2"	38	2"	105	71,4	81	420
6S3232FL90	2"	51	2"	140	71,4	122	420
6S3240FL90	2"	51	2 1/2"	140	84,1	117	420



notes

FOR HOSE:
 EN 856 4SP (ISO 3862-1 4SP)
 SAE 100 R13 (EN 856 R13)
 SAE 100 R15

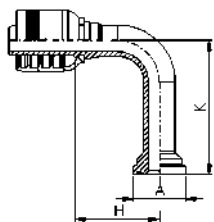
PER TUBO:
 EN 856 4SP (ISO 3862-1 4SP)
 SAE 100 R13 (EN 856 R13)
 SAE 100 R15

6SFL90K

SFL 90° - SAE FLANGE 90° CODE 61 3000 PSI LONG
 SFL 90° - SAE FLANGIA 90° CODE 61 3000 PSI LUNGA

Norm - Norma: SAE J518

Code Codice	Hose Tubo		Flange Flangia	Dimensions Dimensioni			
	Inch/Pollici	DN(mm)		H	A	K	WPbar
6S2020FL90-K91	1 1/4"	31,5	1 1/4"	87	50,8	91	420
6S2020FL90-K102	1 1/4"	31,5	1 1/4"	87	50,8	102	420
6S2020FL90-K112	1 1/4"	31,5	1 1/4"	87	50,8	112	420
6S2020FL90-K130	1 1/4"	31,5	1 1/4"	87	50,8	130	420
6S2020FL90-K168	1 1/4"	31,5	1 1/4"	87	50,8	168	420
6S2024FL90-K118	1 1/4"	31,5	1 1/2"	87	60,3	118	420
6S2024FL90-K130	1 1/4"	31,5	1 1/2"	87	60,3	130	420
6S2424FL90-K102	1 1/2"	38	1 1/2"	108	60,3	99	420
6S2424FL90-K148	1 1/2"	38	1 1/2"	105	60,3	148	420
6S2424FL90-K172	1 1/2"	38	1 1/2"	105	60,3	172	420
6S2432FL90-K115	1 1/2"	38	2"	105	71,4	115	420
6S2432FL90-K172	1 1/2"	38	2"	105	71,4	172	420
6S3232FL90-K165	2"	51	2"	140	71,4	165	420
6S3232FL90-K203	2"	51	2"	140	71,4	203	420



notes

FOR HOSE:
 EN 856 4SP (ISO 3862-1 4SP)
 SAE 100 R13 (EN 856 R13)
 SAE 100 R15

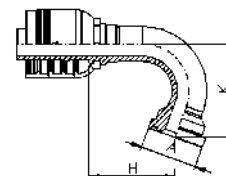
PER TUBO:
 EN 856 4SP (ISO 3862-1 4SP)
 SAE 100 R13 (EN 856 R13)
 SAE 100 R15

6SFL110

SFL 110° - SAE FLANGE 110° CODE 61 3000 PSI
 SFL 110° - SAE FLANGIA 110° CODE 61 3000 PSI

Norm - Norma: SAE J518

Code Codice	Hose Tubo		Flange Flangia	Dimensions Dimensioni			
	Inch/Pollici	DN(mm)		H	A	K	WPbar
6S2020FL110	1 1/4"	31,5	1 1/4"	82	50,8	83	420
6S2024FL110	1 1/4"	31,5	1 1/2"	82	60,3	83	420
6S2424FL110	1 1/2"	38	1 1/2"	95	60,3	97	420
6S3232FL110	2"	51	2"	124	71,4	142	420



notes

FOR HOSE:
 EN 856 4SP (ISO 3862-1 4SP)
 SAE 100 R13 (EN 856 R13)
 SAE 100 R15

PER TUBO:
 EN 856 4SP (ISO 3862-1 4SP)
 SAE 100 R13 (EN 856 R13)
 SAE 100 R15

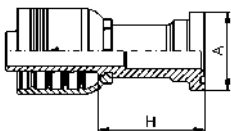


6SFP

SFS - SAE FLANGE CODE 62 6000 PSI
 SFS - SAE FLANGIA CODE 62 6000 PSI

Norm - Norma: SAE J518

Code Codice	Hose Tubo		Flange Flangia	Dimensions Dimensioni		
	Inch/Pollici	DN(mm)		H	A	WPbar
6S2016FP	1 1/4"	31,5	1"	70	47,6	420
6S2020FP	1 1/4"	31,5	1 1/4"	70	54	420
6S2024FP	1 1/4"	31,5	1 1/2"	80	63,5	420
6S2420FP	1 1/2"	38	1 1/4"	100	54	420
6S2424FP	1 1/2"	38	1 1/2"	84	63,5	420
6S2432FP	1 1/2"	38	2"	99	79,4	420
6S3232FP	2"	51	2"	100	79,4	420



notes

FOR HOSE:
 EN 856 4SP (ISO 3862-1 4SP)
 SAE 100 R13 (EN 856 R13)
 SAE 100 R15

PER TUBO:
 EN 856 4SP (ISO 3862-1 4SP)
 SAE 100 R13 (EN 856 R13)
 SAE 100 R15

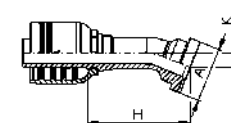


6SFP22

SFS 22,5° - SAE FLANGE 22,5° CODE 62 6000 PSI LONG
 SFS 22,5° - SAE FLANGIA 22,5° CODE 62 6000 PSI LUNGA

Norm - Norma: SAE J518

Code Codice	Hose Tubo		Flange Flangia	Dimensions Dimensioni			
	Inch/Pollici	DN(mm)		H	A	K	WPbar
6S2020FP22	1 1/4"	31,5	1 1/4"	103	54	15	420
6S2024FP22	1 1/4"	31,5	1 1/2"	104	63,5	15	420
6S2424FP22	1 1/2"	38	1 1/2"	123	63,5	17	420
6S2432FP22	1 1/2"	38	2"	127	79,4	19	420
6S3232FP22	2"	51	2"	166	79,4	24	420



notes

FOR HOSE:
 EN 856 4SP (ISO 3862-1 4SP)
 SAE 100 R13 (EN 856 R13)
 SAE 100 R15

PER TUBO:
 EN 856 4SP (ISO 3862-1 4SP)
 SAE 100 R13 (EN 856 R13)
 SAE 100 R15

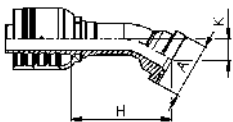


6SFP30

SFS 30° - SAE FLANGE 30° CODE 62 6000 PSI LONG
SFS 30° - SAE FLANGIA 30° CODE 62 6000 PSI LUNGA

Norm - Norma: SAE J518

Code Codice	Hose Tubo		Flange Flangia	Dimensions Dimensioni			
	Inch/Pollici	DN(mm)		H	A	K	WPbar
6S2020FP30	1 1/4"	31,5	1 1/4"	100	54	20	420
6S2024FP30	1 1/4"	31,5	1 1/2"	102	63,5	21	420
6S2424FP30	1 1/2"	38	1 1/2"	121	63,5	24	420
6S2432FP30	1 1/2"	38	2"	124	79,4	26	420
6S3232FP30	2"	51	2"	162	79,4	34	420



notes

FOR HOSE:
EN 856 4SP (ISO 3862-1 4SP)
SAE 100 R13 (EN 856 R13)
SAE 100 R15

PER TUBO:
EN 856 4SP (ISO 3862-1 4SP)
SAE 100 R13 (EN 856 R13)
SAE 100 R15

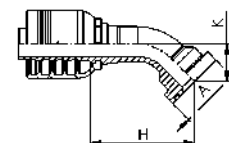


6SFP45

SFS 45° - SAE FLANGE 45° CODE 62 6000 PSI
SFS 45° - SAE FLANGIA 45° CODE 62 6000 PSI

Norm - Norma: SAE J518

Code Codice	Hose Tubo		Flange Flangia	Dimensions Dimensioni			
	Inch/Pollici	DN(mm)		H	A	K	WPbar
6S2016FP45	1 1/4"	31,5	1"	96	47,6	37	420
6S2020FP45	1 1/4"	31,5	1 1/4"	93	54	34	420
6S2024FP45	1 1/4"	31,5	1 1/2"	94	63,5	35	420
6S2420FP45	1 1/2"	38	1 1/4"	120	54	45	420
6S2424FP45	1 1/2"	38	1 1/2"	112	63,5	40	420
6S2432FP45	1 1/2"	38	2"	115	79,4	43	420
6S3232FP45	2"	51	2"	150	79,4	56	420



notes

FOR HOSE:
EN 856 4SP (ISO 3862-1 4SP)
SAE 100 R13 (EN 856 R13)
SAE 100 R15

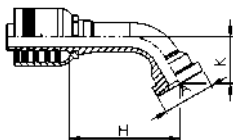
PER TUBO:
EN 856 4SP (ISO 3862-1 4SP)
SAE 100 R13 (EN 856 R13)
SAE 100 R15

6SFP60

SFS 60° - SAE FLANGE 60° CODE 62 6000 PSI LONG
 SFS 60° - SAE FLANGIA 60° CODE 62 6000 PSI LUNGA

Norm - Norma: SAE J518

Code Codice	Hose Tubo		Flange Flangia	Dimensions Dimensioni			
	Inch/Pollici	DN(mm)		H	A	K	WPbar
6S2020FP60	1 1/4"	31,5	1 1/4"	119	54	47	420
6S2024FP60	1 1/4"	31,5	1 1/2"	120	63,5	49	420
6S2424FP60	1 1/2"	38	1 1/2"	143	63,5	56	420
6S2432FP60	1 1/2"	38	2"	145	79,4	60	420
6S3232FP60	2"	51	2"	193	79,4	79	420



notes

FOR HOSE:
 EN 856 4SP (ISO 3862-1 4SP)
 SAE 100 R13 (EN 856 R13)
 SAE 100 R15

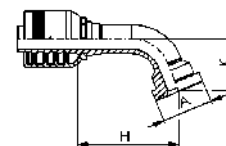
PER TUBO:
 EN 856 4SP (ISO 3862-1 4SP)
 SAE 100 R13 (EN 856 R13)
 SAE 100 R15

6SFP67

SFS 67,5° - SAE FLANGE 67,5° CODE 62 6000 PSI LONG
 SFS 67,5° - SAE FLANGIA 67,5° CODE 62 6000 PSI LUNGA

Norm - Norma: SAE J518

Code Codice	Hose Tubo		Flange Flangia	Dimensions Dimensioni			
	Inch/Pollici	DN(mm)		H	A	K	WPbar
6S2020FP67	1 1/4"	31,5	1 1/4"	112	54	54	420
6S2024FP67	1 1/4"	31,5	1 1/2"	113	63,5	56	420
6S2424FP67	1 1/2"	38	1 1/2"	135	63,5	65	420
6S2432FP67	1 1/2"	38	2"	137	79,4	69	420
6S3232FP67	2"	51	2"	182	79,4	90	420



notes

FOR HOSE:
 EN 856 4SP (ISO 3862-1 4SP)
 SAE 100 R13 (EN 856 R13)
 SAE 100 R15

PER TUBO:
 EN 856 4SP (ISO 3862-1 4SP)
 SAE 100 R13 (EN 856 R13)
 SAE 100 R15

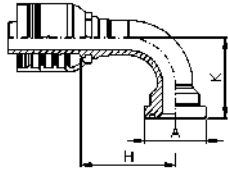
6SFP90

SFS 90° - SAE FLANGE 90° CODE 62 6000 PSI
 SFS 90° - SAE FLANGIA 90° CODE 62 6000 PSI



Norm - Norma: SAE J518

Code Codice	Hose Tubo		Flange Flangia	Dimensions Dimensioni			
	Inch/Pollici	DN(mm)		H	A	K	WPbar
6S2016FP90	1 1/4"	31,5	1"	87	47,6	79	420
6S2020FP90	1 1/4"	31,5	1 1/4"	87	54	74	420
6S2024FP90	1 1/4"	31,5	1 1/2"	87	63,5	76	420
6S2420FP90	1 1/2"	38	1 1/4"	108	54	94,5	420
6S2424FP90	1 1/2"	38	1 1/2"	105	63,5	88	420
6S2432FP90	1 1/2"	38	2"	105	79,4	93	420
6S3232FP90	2"	51	2"	140	79,4	123	420



notes

FOR HOSE:
 EN 856 4SP (ISO 3862-1 4SP)
 SAE 100 R13 (EN 856 R13)
 SAE 100 R15

PER TUBO:
 EN 856 4SP (ISO 3862-1 4SP)
 SAE 100 R13 (EN 856 R13)
 SAE 100 R15

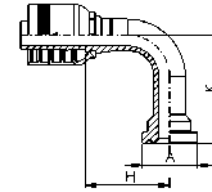
6SFP90K

SFS 90° - SAE FLANGE 90° CODE 62 6000 PSI LONG
 SFS 90° - SAE FLANGIA 90° CODE 62 6000 PSI LUNGA



Norm - Norma: SAE J518

Code Codice	Hose Tubo		Flange Flangia	Dimensions Dimensioni			
	Inch/Pollici	DN(mm)		H	A	K	WPbar
6S2020FP90-K120	1 1/4"	31,5	1 1/4"	87	54	120	420
6S2020FP90-K160	1 1/4"	31,5	1 1/4"	88	54	162,5	420
6S2024FP90-K180	1 1/4"	31,5	1 1/4"	89,5	54	177,5	420
6S2024FP90-K120	1 1/4"	31,5	1 1/2"	89,5	63,5	119	420
6S2024FP90-K150	1 1/4"	31,5	1 1/2"	89,5	63,5	149	420
6S2424FP90-K114	1 1/2"	38	1 1/2"	108	63,5	111	420
6S2424FP90-K198	1 1/2"	38	1 1/2"	108	63,5	195	420



notes

FOR HOSE:
 EN 856 4SP (ISO 3862-1 4SP)
 SAE 100 R13 (EN 856 R13)
 SAE 100 R15

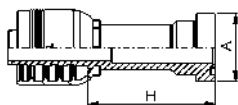
PER TUBO:
 EN 856 4SP (ISO 3862-1 4SP)
 SAE 100 R13 (EN 856 R13)
 SAE 100 R15



6SYP

SFC - SUPERCAT FLANGE
SFC - FLANGIA SUPERCAT

Code Codice	Hose Tubo		Flange Flangia	Dimensions Dimensioni		
	Inch/Pollici	DN(mm)		H	A	WPbar
6S2020YP	1 1/4"	31,5	1 1/4"	88	54	420
6S2024YP	1 1/4"	31,5	1 1/2"	88	63,5	420
6S2424YP	1 1/2"	38	1 1/2"	84	63,5	420
6S2432YP	1 1/2"	38	2"	110	79,4	420
6S3232YP	2"	51	2"	130	79,4	420



notes

FOR HOSE:
EN 856 4SP (ISO 3862-1 4SP)
SAE 100 R13 (EN 856 R13)
SAE 100 R15
O-ring:
assemble D'RING for
SUPERCAT FLANGES
O-ring code: DR

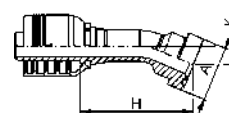
PER TUBO:
EN 856 4SP (ISO 3862-1 4SP)
SAE 100 R13 (EN 856 R13)
SAE 100 R15
O-ring:
assemblare D'RING per
FLANGE SUPERCAT
Codice O-ring: DR



6SYP22

SFC 22,5° - SUPERCAT FLANGE 22,5°
SFC 22,5° - FLANGIA 22,5° SUPERCAT

Code Codice	Hose Tubo		Flange Flangia	Dimensions Dimensioni			
	Inch/Pollici	DN(mm)		H	A	K	WPbar
6S2020YP22	1 1/4"	31,5	1 1/4"	406	54	16	420
6S2024YP22	1 1/4"	31,5	1 1/2"	406	63,5	16	420
6S2424YP22	1 1/2"	38	1 1/2"	125	63,5	18	420
6S2432YP22	1 1/2"	38	2"	129	79,4	19	420
6S3232YP22	2"	51	2"	168	79,4	25	420



notes

FOR HOSE:
EN 856 4SP (ISO 3862-1 4SP)
SAE 100 R13 (EN 856 R13)
SAE 100 R15
O-ring:
assemble D'RING for
SUPERCAT FLANGES
O-ring code: DR

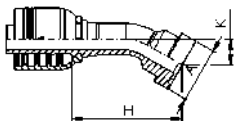
PER TUBO:
EN 856 4SP (ISO 3862-1 4SP)
SAE 100 R13 (EN 856 R13)
SAE 100 R15
O-ring:
assemblare D'RING per
FLANGE SUPERCAT
Codice O-ring: DR



6SYP30

SFC 30° - SUPERCAT FLANGE 30°
SFC 30° - FLANGIA 30° SUPERCAT

Code Codice	Hose Tubo		Flange Flangia	Dimensions Dimensioni			
	Inch/Pollici	DN(mm)		H	A	K	WPbar
6S2020YP30	1 1/4"	31,5	1 1/4"	103	54	22	420
6S2024YP30	1 1/4"	31,5	1 1/2"	104	63,5	23	420
6S2424YP30	1 1/2"	38	1 1/2"	123	63,5	25	420
6S2432YP30	1 1/2"	38	2"	126	79,4	27	420
6S3232YP30	2"	51	2"	164	79,4	35	420



notes

FOR HOSE:
EN 856 4SP (ISO 3862-1 4SP)
SAE 100 R13 (EN 856 R13)
SAE 100 R15
O-ring:
assemble D'RING for
SUPERCAT FLANGES
O-ring code: DR

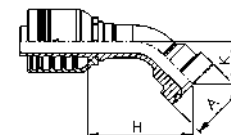
PER TUBO:
EN 856 4SP (ISO 3862-1 4SP)
SAE 100 R13 (EN 856 R13)
SAE 100 R15
O-ring:
assemblare D'RING per
FLANGE SUPERCAT
Codice O-ring: DR



6SYP45

SFC 45° - SUPERCAT FLANGE 45°
SFC 45° - FLANGIA 45° SUPERCAT

Code Codice	Hose Tubo		Flange Flangia	Dimensions Dimensioni			
	Inch/Pollici	DN(mm)		H	A	K	WPbar
6S2020YP45	1 1/4"	31,5	1 1/4"	96	54	36	420
6S2024YP45	1 1/4"	31,5	1 1/2"	96	63,5	36	420
6S2424YP45	1 1/2"	38	1 1/2"	114	63,5	41	420
6S2432YP45	1 1/2"	38	2"	116	79,4	44	420
6S3232YP45	2"	51	2"	152	79,4	57	420



notes

FOR HOSE:
EN 856 4SP (ISO 3862-1 4SP)
SAE 100 R13 (EN 856 R13)
SAE 100 R15
O-ring:
assemble D'RING for
SUPERCAT FLANGES
O-ring code: DR

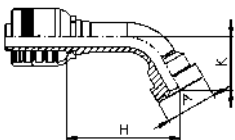
PER TUBO:
EN 856 4SP (ISO 3862-1 4SP)
SAE 100 R13 (EN 856 R13)
SAE 100 R15
O-ring:
assemblare D'RING per
FLANGE SUPERCAT
Codice O-ring: DR

6SYP60

SFC 60° - SUPERCAT FLANGE 60°
SFC 60° - FLANGIA 60° SUPERCAT



Code Codice	Hose Tubo		Flange Flangia	Dimensions Dimensioni			
	Inch/Pollici	DN(mm)		H	A	K	WPbar
6S2020YP60	1 1/4"	31,5	1 1/4"	121	54	50	420
6S2024YP60	1 1/4"	31,5	1 1/2"	121	63,5	51	420
6S2424YP60	1 1/2"	38	1 1/2"	144	63,5	58	420
6S2432YP60	1 1/2"	38	2"	146	79,4	61	420
6S3232YP60	2"	51	2"	194	79,4	81	420



notes

FOR HOSE:
EN 856 4SP (ISO 3862-1 4SP)
SAE 100 R13 (EN 856 R13)
SAE 100 R15
O-ring:
assemble D'RING for
SUPERCAT FLANGES
O-ring code: DR

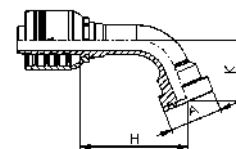
PER TUBO:
EN 856 4SP (ISO 3862-1 4SP)
SAE 100 R13 (EN 856 R13)
SAE 100 R15
O-ring:
assemblare D'RING per
FLANGE SUPERCAT
Codice O-ring: DR

6SYP67

SFC 67,5° - SUPERCAT FLANGE 67,5°
SFC 67,5° - FLANGIA 67,5° SUPERCAT



Code Codice	Hose Tubo		Flange Flangia	Dimensions Dimensioni			
	Inch/Pollici	DN(mm)		H	A	K	WPbar
6S2020YP67	1 1/4"	31,5	1 1/4"	114	54	57	420
6S2024YP67	1 1/4"	31,5	1 1/2"	114	63,5	58	420
6S2424YP67	1 1/2"	38	1 1/2"	137	63,5	66	420
6S2432YP67	1 1/2"	38	2"	138	79,4	69	420
6S3232YP67	2"	51	2"	184	79,4	92	420



notes

FOR HOSE:
EN 856 4SP (ISO 3862-1 4SP)
SAE 100 R13 (EN 856 R13)
SAE 100 R15
O-ring:
assemble D'RING for
SUPERCAT FLANGES
O-ring code: DR

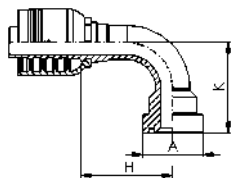
PER TUBO:
EN 856 4SP (ISO 3862-1 4SP)
SAE 100 R13 (EN 856 R13)
SAE 100 R15
O-ring:
assemblare D'RING per
FLANGE SUPERCAT
Codice O-ring: DR

6SYP90

SFC 90° - SUPERCAT FLANGE 90°
SFC 90° - FLANGIA 90° SUPERCAT



Code Codice	Hose Tubo		Flange Flangia	Dimensions Dimensioni			
	Inch/Pollici	DN(mm)		H	A	K	WPbar
6S2020YP90	1 1/4"	31,5	1 1/4"	87	54	77	420
6S2024YP90	1 1/4"	31,5	1 1/2"	87	63,5	78	420
6S2424YP90	1 1/2"	38	1 1/2"	105	63,5	90	420
6S2432YP90	1 1/2"	38	2"	105	79,4	94	420
6S3232YP90	2"	51	2"	140	79,4	125	420



notes

FOR HOSE:
EN 856 4SP (ISO 3862-1 4SP)
SAE 100 R13 (EN 856 R13)
SAE 100 R15
O-ring:
assemble D'RING for
SUPERCAT FLANGES
O-ring code: DR

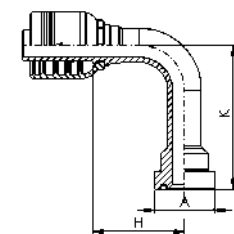
PER TUBO:
EN 856 4SP (ISO 3862-1 4SP)
SAE 100 R13 (EN 856 R13)
SAE 100 R15
O-ring:
assemblare D'RING per
FLANGE SUPERCAT
Codice O-ring: DR

6SYP90K

SFC 90° - SUPERCAT FLANGE 90° LONG
SFC 90° - FLANGIA 90° SUPERCAT LUNGA



Code Codice	Hose Tubo		Flange Flangia	Dimensions Dimensioni			
	Inch/Pollici	DN(mm)		H	A	K	WPbar
6S2020YP90-K150	1 1/4"	31,5	1 1/4"	87	54	150	420
6S2024YP90-K135	1 1/4"	31,5	1 1/2"	87	63,5	135	420
6S2424YP90-K106	1 1/2"	38	1 1/2"	105	63,5	106	420



notes

FOR HOSE:
EN 856 4SP (ISO 3862-1 4SP)
SAE 100 R13 (EN 856 R13)
SAE 100 R15
O-ring:
assemble D'RING for
SUPERCAT FLANGES
O-ring code: DR

PER TUBO:
EN 856 4SP (ISO 3862-1 4SP)
SAE 100 R13 (EN 856 R13)
SAE 100 R15
O-ring:
assemblare D'RING per
FLANGE SUPERCAT
Codice O-ring: DR

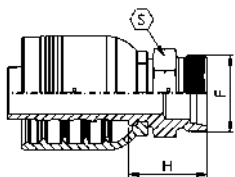


6SMML

CEL - METRIC MALE, 24° CONE, LIGHT
 CEL - MASCHIO METRICO, CONO 24°, SERIE LEGGERA

Thread - Filetto: METRIC
 Norm - Norma: DIN 3861

Code Codice	Thread Filetto	Hose Tubo		StandPipe Codolo	Dimensions Dimensioni		
	F	Inch/Pollici	DN(mm)	mm	S	H	WPbar
6S20MM35L	M45x2	1 1/4"	31,5	35	46	42,5	420
6S24MM42L	M52x2	1 1/2"	38	42	55	46,5	420



notes

FOR HOSE:
 EN 856 4SP (ISO 3862-1 4SP)
 SAE 100 R13 (EN 856 R13)
 SAE 100 R15

PER TUBO:
 EN 856 4SP (ISO 3862-1 4SP)
 SAE 100 R13 (EN 856 R13)
 SAE 100 R15

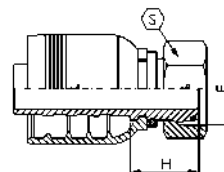


6SFOSL

DKOL - METRIC O-RING FEMALE, 24° CONE, LIGHT
 DKOL - FEMMINA METRICA O-RING, CONO 24°, SERIE LEGGERA

Thread - Filetto: METRIC
 Norm - Norma: DIN 3865

Code Codice	Thread Filetto	Hose Tubo		StandPipe Codolo	Dimensions Dimensioni			
	F	Inch/Pollici	DN(mm)	mm	S	H	O-ring	WPbar
6S20FOS35L	M45x2	1 1/4"	31,5	35	50	39	32x2,5	420
6S24FOS42L	M52x2	1 1/2"	38	42	60	43,5	38x2,5	420



notes

FOR HOSE:
 EN 856 4SP (ISO 3862-1 4SP)
 SAE 100 R13 (EN 856 R13)
 SAE 100 R15

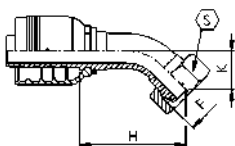
PER TUBO:
 EN 856 4SP (ISO 3862-1 4SP)
 SAE 100 R13 (EN 856 R13)
 SAE 100 R15

6SFOSL45

DKOL 45° - METRIC O'RING FEMALE 45°, 24° CONE, LIGHT
 DKOL 45° - FEMMINA 45° METRICA O'RING, CONO 24°, SERIE LEGGERA

Thread - Filetto: METRIC
 Norm - Norma: DIN 3865

Code Codice	Thread Filetto	Hose Tubo		Standpipe Codolo	Dimensions Dimensioni				
		Inch	DN (mm)		mm	S	H	K	O-ring
6S20FOS35L45	M45x2	1 1/4"	31,5	35	50	100,5	39	32x2,5	420
6S24FOS42L45	M52x2	1 1/2"	38	42	60	121	46,5	38x2,5	420



notes

FOR HOSE:
 EN 856 4SP (ISO 3862-1 4SP)
 SAE 100 R13 (EN 856 R13)
 SAE 100 R15

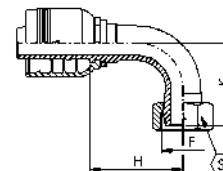
PER TUBO:
 EN 856 4SP (ISO 3862-1 4SP)
 SAE 100 R13 (EN 856 R13)
 SAE 100 R15

6SFOSL90

DKOL 90° - METRIC O'RING FEMALE 90°, 24° CONE, LIGHT
 DKOL 90° - FEMMINA 90° METRICA O'RING, CONO 24°, SERIE LEGGERA

Thread - Filetto: METRIC
 Norm - Norma: DIN 3865

Code Codice	Thread Filetto	Hose Tubo		Standpipe Codolo	Dimensions Dimensioni				
		Inch	DN (mm)		mm	S	H	K	O-ring
6S20FOS35L90	M45x2	1 1/4"	31,5	35	50	89,5	81	32x2,5	420
6S24FOS42L90	M52x2	1 1/2"	38	42	60	107	96,5	38x2,5	420



notes

FOR HOSE:
 EN 856 4SP (ISO 3862-1 4SP)
 SAE 100 R13 (EN 856 R13)
 SAE 100 R15

PER TUBO:
 EN 856 4SP (ISO 3862-1 4SP)
 SAE 100 R13 (EN 856 R13)
 SAE 100 R15

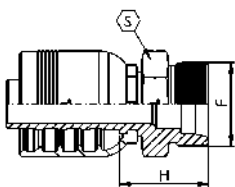


6SMMS

CES - METRIC MALE, 24° CONE, HEAVY
 CES - MASCHIO METRICO, CONO 24°, SERIE PESANTE

Thread - Filetto: METRIC
 Norm - Norma: DIN 3861

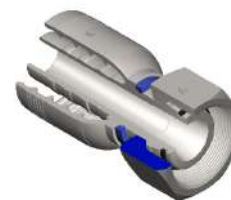
Code Codice	Thread Filetto	Hose Tubo		StandPipe Codolo	Dimensions Dimensioni		
	F	Inch/Pollici	DN(mm)	mm	S	H	WPbar
6S20MM30S	M42x2	1 1/4"	31,5	30	46	47	420
6S20MM38S	M52x2	1 1/4"	31,5	38	55	51	420
6S24MM38S	M52x2	1 1/2"	38	38	55	53	420



notes

FOR HOSE:
 EN 856 4SP (ISO 3862-1 4SP)
 SAE 100 R13 (EN 856 R13)
 SAE 100 R15

PER TUBO:
 EN 856 4SP (ISO 3862-1 4SP)
 SAE 100 R13 (EN 856 R13)
 SAE 100 R15

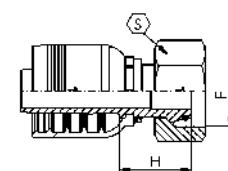


6SFOSS

DKOS - METRIC O-RING FEMALE, 24° CONE, HEAVY
 DKOS - FEMMINA METRICA O-RING, CONO 24°, SERIE PESANTE

Thread - Filetto: METRIC
 Norm - Norma: DIN 3865

Code Codice	Thread Filetto	Hose Tubo		StandPipe Codolo	Dimensions Dimensioni			
	F	Inch/Pollici	DN(mm)	mm	S	H	O-ring	WPbar
6S20FOS30S	M42x2	1 1/4"	31,5	30	50	43	25,3x2,4	420
6S20FOS38S	M52x2	1 1/4"	31,5	38	60	48	33,3x2,4	420
6S24FOS38S	M52x2	1 1/2"	38	38	60	51	33,3x2,4	420



notes

FOR HOSE:
 EN 856 4SP (ISO 3862-1 4SP)
 SAE 100 R13 (EN 856 R13)
 SAE 100 R15

PER TUBO:
 EN 856 4SP (ISO 3862-1 4SP)
 SAE 100 R13 (EN 856 R13)
 SAE 100 R15

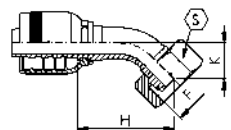


6SFOSS45

DKOS 45° - METRIC O'RING FEMALE 45°, 24° CONE, HEAVY
 DKOS 45° - FEMMINA 45° METRICA O'RING, CONO 24°, SERIE PESANTE

Thread - Filetto: METRIC
 Norm - Norma: DIN 3865

Code Codice	Thread Filetto	Hose Tubo		Standpipe Codolo	Dimensions Dimensioni				
		Inch	DN (mm)		mm	S	H	K	O-ring
6S20FOS30S45	M42x2	1 1/4"	31,5	30	50	100	40	25,3x2,4	420
6S20FOS38S45	M52x2	1 1/4"	31,5	38	60	97	38	33,3x2,4	420
6S24FOS38S45	M52x2	1 1/2"	38	38	60	121	48	33,3x2,4	420



notes

FOR HOSE:
 EN 856 4SP (ISO 3862-1 4SP)
 SAE 100 R13 (EN 856 R13)
 SAE 100 R15

PER TUBO:
 EN 856 4SP (ISO 3862-1 4SP)
 SAE 100 R13 (EN 856 R13)
 SAE 100 R15

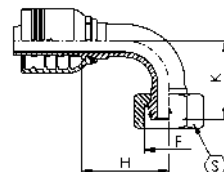


6SFOSS90

DKOS 90° - METRIC O'RING FEMALE 90°, 24° CONE, HEAVY
 DKOS 90° - FEMMINA 90° METRICA O'RING, CONO 24°, SERIE PESANTE

Thread - Filetto: METRIC
 Norm - Norma: DIN 3865


Code Codice	Thread Filetto	Hose Tubo		Standpipe Codolo	Dimensions Dimensioni				
		Inch	DN (mm)		mm	S	H	K	O-ring
6S20FOS30S90	M42x2	1 1/4"	31,5	30	50	87	83	25,3x2,4	420
6S20FOS38S90	M52x2	1 1/4"	31,5	38	60	87	80	33,3x2,4	420
6S24FOS38S90	M52x2	1 1/2"	38	38	60	105	100	33,3x2,4	420



notes

FOR HOSE:
 EN 856 4SP (ISO 3862-1 4SP)
 SAE 100 R13 (EN 856 R13)
 SAE 100 R15

PER TUBO:
 EN 856 4SP (ISO 3862-1 4SP)
 SAE 100 R13 (EN 856 R13)
 SAE 100 R15



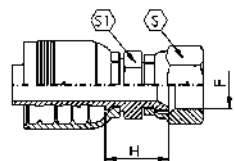
6SFMG

JISK - JIS "KOMATSU" FEMALE DOUBLE HEXAGON, 60° CONE

JISK - FEMMINA JIS "KOMATSU" DOPPIO ESAGONO, CONO 60°

Thread - Filetto: METRIC

Code article <i>Cod. articolo</i>	Hose <i>Tubo</i>		Dimensions <i>Dimensioni</i>			
	Inch/Pollici	DN(mm)	S	S1	H	WPbar
6S20FMG36A	1 1/4"	31,5	46	41	44	420
6S24FMG42A	1 1/2"	38	50	50	48,5	420



notes

CRIMPED NUT
FOR HOSE:
EN 856 4SP (ISO 3862-1 4SP)
SAE 100 R13 (EN 856 R13)
SAE 100 R15

DADO PINZATO
PER TUBO:
EN 856 4SP (ISO 3862-1 4SP)
SAE 100 R13 (EN 856 R13)
SAE 100 R15

THERMO FIT TH ONE PIECE FITTINGS

Light and easy! The perfect solution to suit your thermoplastic hoses! The internal profile of this One Piece fitting grants the maximum reliability of the connection, extending hydraulic hose life.

Leggera e semplice! La soluzione perfetta per il tuo tubo termoplastico! Il profilo interno di questo raccordo pregraffato consente di ottenere la massima affidabilità della connessione con la tubazione, migliorandone le prestazioni ed allungandone la durata.

THERMO FIT TH FITTINGS
RACCORDI THERMO FIT TH




THNPT



1

AGN - NPTF MALE
AGN - MASCHIO NPTF

THSPT



2

NPTF - SWIVEL MALE 60° CONE STRAIGHT
NPTF - MASCHIO GIREVOLE CONO 60°


THSPT90



3

NPTF - SWIVEL MALE 60° CONE SEAT - 90° COMPACT ELBOW
NPTF - MASCHIO GIREVOLE CONO SVA-SATO 60° - CURVA 90° COMPATTA

THFSM



4

NPSM FEMALE, 60° CONE
FEMMINA NPSM, CONO 60°


THFJP90



17

SAE FEMALE 90°, 45° CONE
FEMMINA 90° SAE, CONO 45°


THMRS



18

AGO - ORFS MALE
AGO - MASCHIO ORFS

THFRC



19

DKO - ORFS FEMALE DOUBLE HEXAGON
DKO - FEMMINA DOPPIO ESAGONO ORFS


THFRS45



20

DKO 45° - ORFS FEMALE 45°
DKO 45° - FEMMINA 45° ORFS


THMI



5

AGJ - JIC MALE, 37° CONE
AGJ - MASCHIO JIC, CONO 37°

THFICP



6

DKJ - JIC FEMALE DOUBLE HEXAGON, 37° CONE
DKJ - FEMMINA JIC DOPPIO ESAGONO, CONO 37°

THFIP45



7

DKJ 45° - JIC FEMALE 45°, 37° CONE
DKJ 45° - FEMMINA 45° JIC, CONO 37°

THFIP90C



8

DKJ 90° - JIC FEMALE 90° SHORT, 37° CONE
DKJ 90° - FEMMINA 90° JIC CORTA, CONO 37°

THFRS90C



21

DKO 90° - ORFS FEMALE 90° SHORT
DKO 90° - FEMMINA 90° ORFS CORTA

THFRS90L



22

DKO 90° - ORFS FEMALE 90° LONG
DKO 90° - FEMMINA 90° ORFS LUNGA

THMG



23

AGR - BSPP MALE, 60° CONE
AGR - MASCHIO BSPP, CONO 60°

THMGC



24

AGR K - BSPT MALE, 60° CONE
AGR K - MASCHIO BSPT, CONO 60°

THFIP90



9

DKJ 90° - JIC FEMALE 90°, 37° CONE
DKJ 90° - FEMMINA 90° JIC, CONO 37°

THFIP90L



10

DKJ 90° - JIC FEMALE 90° LONG, 37° CONE
DKJ 90° - FEMMINA 90° JIC LUNGA, CONO 37°

THMS



11

STANDARD ORB MALE SOLID SAE
MASCHIO STANDARD ORB SAE


THSMS



12

STANDARD ORB MALE SWIVEL SAE
MASCHIO GIREVOLE STANDARD ORB SAE


THFGP



25

DKR - BSP FEMALE, 60° CONE
DKR - FEMMINA BSP, CONO 60°

THFGOLS



26

DKR - BSP FEMALE FULL HEXAGON NUT O'RING, 60° CONE
DKR - FEMMINA BSP DADO ESAGONO COMPLETO O'RING, CONO 60°

THFGP45



27

DKR 45° - BSP FEMALE 45°, 60° CONE
DKR 45° - FEMMINA 45° BSP, CONO 60°

THFGOLS45



28

DKR 45° - BSP FEMALE 45° FULL HEXAGON NUT O'RING, 60° CONE
DKR 45° - FEMMINA 45° BSP DADO ESAGONO COMPLETO O'RING, CONO 60°

THSMS90



13

STANDARD ORB MALE SWIVEL SAE - 90° COMPACT ELBOW
MASCHIO GIREVOLE STANDARD ORB SAE - CURVA A 90° COMPATTA

THMJ



14

SAE MALE, 45° CONE
MASCHIO SAE, CONO 45°

THFJCP



15

SAE FEMALE DOUBLE HEXAGON, 45° CONE
FEMMINA SAE DOPPIO ESAGONO, CONO 45°

THFJP45



16

SAE FEMALE 45°, 45° CONE
FEMMINA 45° SAE, CONO 45°

THFGP90



29

DKR 90° - BSP FEMALE 90°, 60° CONE
DKR 90° - FEMMINA 90° BSP, CONO 60°

THFGOLS90



30

DKR 90° - BSP FEMALE 90° FULL HEXAGON NUT O'RING, 60° CONE
DKR 90° - FEMMINA 90° BSP DADO ESAGONO COMPLETO O'RING, CONO 60°

THFGP90K



31

DKR 90° K - BSP FEMALE 90° COMPACT, 60° CONE "NISSAN"
DKR 90° K - FEMMINA 90° COMPATTA BSP, CONO 60° "NISSAN"


THOG



32

RNR - BSP BANJO
RNR - OCCHIO BSP


THMGF



33

AGR F - BSPP MALE, FLAT FACE
AGR F - MASCHIO BSPP, FACCIA PIANA


THFGFP



34

DKR F - BSP FEMALE FLAT FACE
DKR F - FEMMINA BSP, SEDE PIANA


THFGCP



35

DKR - BSP FEMALE DOUBLE HEXAGON,
60° CONE
DKR - FEMMINA BSP DOPPIO ESAGONO,
CONO 60°

THMML



36

CEL - METRIC MALE, 24° CONE, LIGHT
CEL - MASCHIO METRICO, CONO 24°,
SERIE LEGGERA

THFWP45



49

DKM - METRIC FEMALE 45°, 60° CONE
DKM - FEMMINA 45° METRICA, CONO
60°

THFWP90



50

DKM - METRIC FEMALE 90°, 60° CONE
DKM - FEMMINA 90° METRICA, CONO
60°

THOM



51

RNM - METRIC BANJO
RNM - OCCHIO METRICO

THFM



52

FEMALE MULTISEAL
FEMMINA MULTISEAL

THFOSL



37

DKOL - METRIC O'RING FEMALE, 24°
CONE, LIGHT
DKOL - FEMMINA METRICA O'RING,
CONO 24°, SERIE LEGGERA

THFOSL45



38

DKOL 45° - METRIC O'RING FEMALE 45°,
24° CONE, LIGHT
DKOL 45° - FEMMINA 45° METRICA
O'RING, CONO 24°, SERIE LEGGERA

THFOSL90



39

DKOL 90° - METRIC O'RING FEMALE 90°,
24° CONE, LIGHT
DKOL 90° - FEMMINA 90° METRICA
O'RING, CONO 24°, SERIE LEGGERA

THMMS



40

CES - METRIC MALE, 24° CONE, HEAVY
CES - MASCHIO METRICO, CONO 24°,
SERIE PESANTE

THFM45



53

FEMALE MULTISEAL 45°
FEMMINA MULTISEAL 45°

THFM90



54

FEMALE MULTISEAL 90°
FEMMINA MULTISEAL 90°


THMF



55

FRENCH METRIC MALE SERIES GAZ
CONE 24°
MASCHIO METRICO FRANCESE SERIE
GAZ OGIVA 24°

THFF



56

FRENCH FEMALE SERIES GAZ CONE 24°
FEMMINA METRICA SERIE GAZ OGIVA
24°

THFOSS



41

DKOS - METRIC O'RING FEMALE, 24°
CONE, HEAVY
DKOS - FEMMINA METRICA O'RING,
CONO 24°, SERIE PESANTE

THFOSS45



42

DKOS 45° - METRIC O'RING FEMALE 45°,
24° CONE, HEAVY
DKOS 45° - FEMMINA 45° METRICA
O'RING, CONO 24°, SERIE PESANTE

THFOSS90



43

DKOS 90° - METRIC O'RING FEMALE 90°,
24° CONE, HEAVY
DKOS 90° - FEMMINA 90° METRICA
O'RING, CONO 24°, SERIE PESANTE

THET



44

METRIC STANDPIPE
FEMMINA METRICA TUBOLARE

THFF45



57

FRENCH FEMALE 45° SERIES GAZ
CONE 24°
FEMMINA 45° METRICA SERIE GAZ
OGIVA 24°

THFF90



58

FRENCH FEMALE 90° SERIES GAZ
CONE 24°
FEMMINA 90° METRICA SERIE GAZ
OGIVA 24°

THFTC



59

JIS - JIS "TOYOTA" FEMALE DOUBLE
HEXAGON, 60° CONE
JIS - FEMMINA JIS "TOYOTA" DOPPIO
ESAGONO, CONO 60°

THFMG



60

JISK - JIS "KOMATSU" FEMALE DOUBLE
HEXAGON, 60°
JISK - FEMMINA JIS "KOMATSU" DOPPIO
ESAGONO, CONO 60°

THET45



45

METRIC STANDPIPE 45°
FEMMINA METRICA TUBOLARE 45°

THET90



46

METRIC STANDPIPE 90°
FEMMINA METRICA TUBOLARE 90°


THMW



47

AGM - METRIC MALE, 60° CONE
AGM - MASCHIO METRICO, CONO 60°

THFWP



48

DKM - METRIC FEMALE, 60° CONE
DKM - FEMMINA METRICA, CONO 60°

THTH



61

HOSE JUNCTION
RACCORDO DOPPIO INSERTO

index

1g

1
62

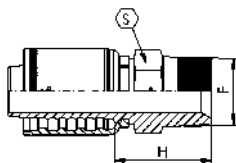


THNPT

AGN - NPTF MALE
AGN - MASCHIO NPTF

Thread - Filetto: NPTF

Code Codice	Thread Filetto	Hose Tubo		Dimensions Dimensioni		
		Inch/Pollici	DN(mm)	S	H	WPbar
TH0302NPT	1/8"-27	3/16"	5	12	20,5	350
TH0304NPT	1/4"-18	3/16"	5	14	26,5	350
TH0402NPT	1/8"-27	1/4"	6,3	12	21	350
TH0404NPT	1/4"-18	1/4"	6,3	14	27	350
TH0406NPT	3/8"-18	1/4"	6,3	19	28,5	350
TH0408NPT	1/2"-14	1/4"	6,3	22	34	350
TH0504NPT	1/4"-18	5/16"	8	14	27	325
TH0506NPT	3/8"-18	5/16"	8	19	28,5	325
TH0508NPT	1/2"-14	5/16"	8	22	34	325
TH0604NPT	1/4"-18	3/8"	10	16	27,5	280
TH0606NPT	3/8"-18	3/8"	10	19	28,5	280
TH0608NPT	1/2"-14	3/8"	10	22	34	280
TH0806NPT	3/8"-18	1/2"	12,5	22	30,5	245
TH0808NPT	1/2"-14	1/2"	12,5	22	35	245
TH0812NPT	3/4"-14	1/2"	12,5	27	37	245
TH1008NPT	1/2"-14	5/8"	16	25	36	195
TH1012NPT	3/4"-14	5/8"	16	27	37	195
TH1208NPT	1/2"-14	3/4"	19	27	37,5	165
TH1212NPT	3/4"-14	3/4"	19	27	38	165
TH1216NPT	1"-11,5	3/4"	19	35	45,5	165
TH1612NPT	3/4"-14	1"	25	32	40,5	145
TH1616NPT	1"-11,5	1"	25	35	47	145
TH1620NPT	1 1/4"-11,5	1"	25	46	51	145



notes

FOR HOSE:
SAE 100 R6 from DN6,3 to DN25
SAE 100 R7
SAE 100 R8
SAE 100 R18
SAE 100 R1 MTH1 (wire braid steel)

PER TUBO:
SAE 100 R6 da DN6,3 a DN25
SAE 100 R7
SAE 100 R8
SAE 100 R18
SAE 100 R1 MTH1 (treccia acciaio)

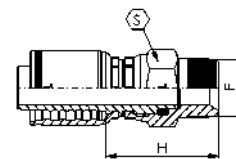


THSPT

NPTF - SWIVEL MALE 60° CONE STRAIGHT
NPTF - MASCHIO GIREVOLE CONO 60°

Thread - Filetto: NPTF

Code Codice	Thread Filetto	Hose Tubo		Dimensions Dimensioni		
		Inch/Pollici	DN(mm)	S	H	WPbar
TH0404SPT	1/4"-18	1/4"	6,3	17	41	350
TH0406SPT	3/8"-18	1/4"	6,3	22	46	350
TH0604SPT	1/4"-18	3/8"	10	17	41	280
TH0606SPT	3/8"-18	3/8"	10	22	45	280
TH0608SPT	1/2"-14	3/8"	10	27	57	280
TH0806SPT	3/8"-18	1/2"	12,5	22	46	245
TH0808SPT	1/2"-14	1/2"	12,5	27	56	245
TH1208SPT	1/2"-14	3/4"	19	27	57	165
TH1212SPT	3/4"-14	3/4"	19	34	61	165
TH1616SPT	1"-11,5	1"	25	38	65	145



notes

FOR HOSE:
SAE 100 R6
SAE 100 R7
SAE 100 R8
SAE 100 R18
SAE 100 R1 MTH1 (wire braid steel)

PER TUBO:
SAE 100 R6
SAE 100 R7
SAE 100 R8
SAE 100 R18
SAE 100 R1 MTH1 (treccia acciaio)

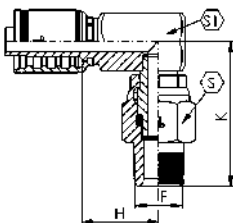


THSPT90

NPTF - SWIVEL MALE 60° CONE SEAT - 90° COMPACT ELBOW
 NPTF - MASCHIO GIREVOLE CONO SVASATO 60° - CURVA 90° COMPATTA

Thread - Filetto: NPTF

Code Codice	Thread Filetto	Hose Tubo	Dimensions (mm) Dimensioni (mm)					WPbar
			S	S1	H	K	WPbar	
TH0404SPT90	1/4"-18	1/4"	6,3	17	17	29	43	350
TH0606SPT90	3/8"-18	3/8"	10	22	22	31	49	280
TH0808SPT90	1/2"-14	1/2"	12,5	27	25	33	62	245
TH1212SPT90	3/4"-14	3/4"	19	34	32	43	69	165



notes

FOR HOSE:
 SAE 100 R6
 SAE 100 R7
 SAE 100 R8
 SAE 100 R18
 SAE 100 R1 MTH1 (wire braid steel)

PER TUBO:
 SAE 100 R6
 SAE 100 R7
 SAE 100 R8
 SAE 100 R18
 SAE 100 R1 MTH1 (treccia acciaio)

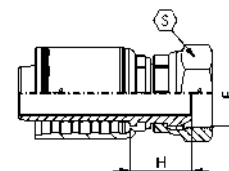


THFSM

NPSM FEMALE, 60° CONE
 FEMMINA NPSM, CONO 60°

Thread - Filetto: NPSM

Code Codice	Thread Filetto	Hose Tubo	Dimensions Dimensioni			WPbar
			S	H	WPbar	
TH0404FSM	1/4"-18	1/4"	6,3	17	19	350
TH0606FSM	3/8"-18	3/8"	10	22	21	280
TH0808FSM	1/2"-14	1/2"	12,5	25	23	245
TH1212FSM	3/4"-14	3/4"	19	32	27	165
TH1616FSM	1"-11,5	1"	25	38	30	145



notes

CRIMPED NUT
 FOR HOSE:
 SAE 100 R6
 SAE 100 R7
 SAE 100 R8
 SAE 100 R18
 SAE 100 R1 MTH1 (wire braid steel)

DADO PINZATO
 PER TUBO:
 SAE 100 R6
 SAE 100 R7
 SAE 100 R8
 SAE 100 R18
 SAE 100 R1 MTH1 (treccia acciaio)

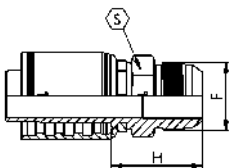


THMI

AGJ - JIC MALE, 37° CONE
AGJ - MASCHIO JIC, CONO 37°

Thread - Filetto: UNF-UN
Norm - Norma: SAE J514


Code Codice	Thread Filetto	Hose Tubo		Dimensions Dimensioni		
		Inch/Pollici	DN(mm)	S	H	WPbar
TH0304MI	7/16"-20	3/16"	5	12	25	350
TH0305MI	1/2"-20	3/16"	5	14	25	350
TH0404MI	7/16"-20	1/4"	6,3	12	25,5	350
TH0405MI	1/2"-20	1/4"	6,3	14	25,5	350
TH0406MI	9/16"-18	1/4"	6,3	15	26,6	350
TH0505MI	1/2"-20	5/16"	8	14	25,5	325
TH0506MI	9/16"-18	5/16"	8	15	26,6	325
TH0508MI	3/4"-16	5/16"	8	19	29,7	325
TH0606MI	9/16"-18	3/8"	10	15	26,6	280
TH0608MI	3/4"-16	3/8"	10	19	29,7	280
TH0610MI	7/8"-14	3/8"	10	24	34,3	280
TH0808MI	3/4"-16	1/2"	12,5	19	30,7	245
TH0810MI	7/8"-14	1/2"	12,5	24	35,3	245
TH0812MI	1 1/16"-12	1/2"	12,5	27	38,9	245
TH1010MI	7/8"-14	5/8"	16	24	35,5	195
TH1012MI	1 1/16"-12	5/8"	16	27	39,1	195
TH1210MI	7/8"-14	3/4"	19	27	37,3	165
TH1212MI	1 1/16"-12	3/4"	19	27	39,9	165
TH1214MI	1 3/16"-12	3/4"	19	32	41,6	165
TH1216MI	1 5/16"-12	3/4"	19	34	42,1	165
TH1612MI	1 1/16"-12	1"	25	32	41,9	145
TH1616MI	1 5/16"-12	1"	25	34	43,6	145
TH1620MI	1 5/8"-12	1"	25	42	46,8	145



notes

FOR HOSE:
SAE 100 R6 from DN6,3 to DN25
SAE 100 R7
SAE 100 R8
SAE 100 R18
SAE 100 R1 MTH1 (wire braid steel)

PER TUBO:
SAE 100 R6 da DN6,3 a DN25
SAE 100 R7
SAE 100 R8
SAE 100 R18
SAE 100 R1 MTH1 (treccia acciaio)

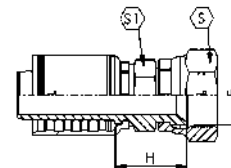


THFICP

DKJ - JIC FEMALE DOUBLE HEXAGON, 37° CONE
DKJ - FEMMINA JIC DOPPIO ESAGONO, CONO 37°

Thread - Filetto: UNF-UN
Norm - Norma: SAE J514

Code Codice	Thread Filetto	Hose Tubo		Dimensions Dimensioni			
		Inch/Pollici	DN(mm)	S	S1	H	WPbar
TH0304FICP	7/16"-20	3/16"	5	14	12	19	350
TH0404FICP	7/16"-20	1/4"	6,3	14	14	20,5	350
TH0405FICP	1/2"-20	1/4"	6,3	17	14	21	350
TH0406FICP	9/16"-18	1/4"	6,3	19	14	22	350
TH0506FICP	9/16"-18	5/16"	8	19	16	22,5	325
TH0604FICP	7/16"-20	3/8"	10	14	16	21	280
TH0605FICP	1/2"-20	3/8"	10	17	16	21,5	280
TH0606FICP	9/16"-18	3/8"	10	19	16	22,5	280
TH0608FICP	3/4"-16	3/8"	10	22	19	24,5	280
TH0610FICP	7/8"-14	3/8"	10	27	22	36,5	280
TH0806FICP	9/16"-18	1/2"	12,5	19	19	24,5	245
TH0808FICP	3/4"-16	1/2"	12,5	22	19	25,5	245
TH0810FICP	7/8"-14	1/2"	12,5	27	22	27,5	245
TH0812FICP	1 1/16"-12	1/2"	12,5	32	25	30,3	245
TH1008FICP	3/4"-16	5/8"	16	22	22	26,7	195
TH1010FICP	7/8"-14	5/8"	16	27	22	27,7	195
TH1012FICP	1 1/16"-12	5/8"	16	32	25	30,5	195
TH1210FICP	7/8"-14	3/4"	19	27	27	30	165
TH1212FICP	1 1/16"-12	3/4"	19	32	27	31,8	165
TH1214FICP	1 3/16"-12	3/4"	19	36	30	34,5	165
TH1216FICP-EX38	1 5/16"-12	3/4"	19	38	32	35,5	165
TH1612FICP	1 1/16"-12	1"	25	32	32	34,3	145
TH1616FICP-EX38	1 5/16"-12	1"	25	38	32	37	145
TH1620FICP	1 5/8"-12	1"	25	50	41	42	145



notes

CRIMPED NUT
FOR HOSE:
SAE 100 R6 from DN6,3 to DN25
SAE 100 R7
SAE 100 R8
SAE 100 R18
SAE 100 R1 MTH1 (wire braid steel)

DADO PINZATO
PER TUBO:
SAE 100 R6 da DN6,3 a DN25
SAE 100 R7
SAE 100 R8
SAE 100 R18
SAE 100 R1 MTH1 (treccia acciaio)

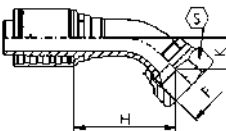


THFIP45

DKJ 45° - JIC FEMALE 45°, 37° CONE
 DKJ 45° - FEMMINA 45° JIC, CONO 37°

Thread - Filetto: UNF-UN
 Norm - Norma: SAE J514

Code Codice	Thread Filetto	Hose Tubo		Dimensions Dimensioni			
		Inch	DN (mm)	S	H	K	WPbar
TH0304FIP45	7/16"-20	3/16"	5	14	29	10	350
TH0305FIP45	1/2"-20	3/16"	5	17	30	11	350
TH0404FIP45	7/16"-20	1/4"	6,3	14	31	10	350
TH0405FIP45	1/2"-20	1/4"	6,3	17	32	11	350
TH0406FIP45	9/16"-18	1/4"	6,3	19	33	12	350
TH0505FIP45	1/2"-20	5/16"	8	17	33	11	325
TH0506FIP45	9/16"-18	5/16"	8	19	34	12	325
TH0508FIP45	3/4"-16	5/16"	8	22	36	14	325
TH0606FIP45	9/16"-18	3/8"	10	19	35,5	12	280
TH0608FIP45	3/4"-16	3/8"	10	22	37,5	14	280
TH0610FIP45	7/8"-14	3/8"	10	27	39,5	16	280
TH0808FIP45	3/4"-16	1/2"	12,5	22	41	14,5	245
TH0810FIP45	7/8"-14	1/2"	12,5	27	43	16	245
TH0812FIP45	1 1/16"-12	1/2"	12,5	32	45,5	19	245
TH1010FIP45	7/8"-14	5/8"	16	27	47	16	195
TH1012FIP45	1 1/16"-12	5/8"	16	32	50	19	195
TH1210FIP45	7/8"-14	3/4"	19	27	64	27	165
TH1212FIP45	1 1/16"-12	3/4"	19	32	59	22	165
TH1214FIP45	1 3/16"-12	3/4"	19	36	59	22	165
TH1216FIP45-EX38	1 5/16"-12	3/4"	19	38	61	24	165
TH1612FIP45	1 1/16"-12	1"	25	32	83	35	145
TH1616FIP45-EX38	1 5/16"-12	1"	25	38	72	24	145
TH1620FIP45	1 5/8"-12	1"	25	50	76	28	145



notes

CRIMPED NUT
 FOR HOSE:
 SAE 100 R6 from DN6,3 to DN25
 SAE 100 R7
 SAE 100 R8
 SAE 100 R18
 SAE 100 R1 MTH1 (wire braid steel)

DADO PINZATO
 PER TUBO:
 SAE 100 R6 da DN6,3 a DN25
 SAE 100 R7
 SAE 100 R8
 SAE 100 R18
 SAE 100 R1 MTH1 (treccia acciaio)

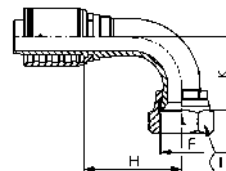


THFIP90C

DKJ 90° - JIC FEMALE 90° SHORT, 37° CONE
 DKJ 90° - FEMMINA 90° JIC CORTA, CONO 37°

Thread - Filetto: UNF-UN
 Norm - Norma: SAE J514

Code Codice	Thread Filetto	Hose Tubo		Dimensions Dimensioni			
		Inch	DN (mm)	S	H	K	WPbar
TH0305FIP90C	1/2"-20	3/16"	5	17	21	19	350
TH0404FIP90C	7/16"-20	1/4"	6,3	14	25,5	20	350
TH0405FIP90C	1/2"-20	1/4"	6,3	17	25,5	21	350
TH0406FIP90C	9/16"-18	1/4"	6,3	19	25,5	23	350
TH0506FIP90C	9/16"-18	5/16"	8	19	28	24	325
TH0508FIP90C	3/4"-16	5/16"	8	22	28	27	325
TH0606FIP90C	9/16"-18	3/8"	10	19	30	23	280
TH0608FIP90C	3/4"-16	3/8"	10	22	31	29	280
TH0610FIP90C	7/8"-14	3/8"	10	27	31	31	280
TH0808FIP90C	3/4"-16	1/2"	12,5	22	37	29	245
TH0810FIP90C	7/8"-14	1/2"	12,5	27	38	33	245
TH0812FIP90C	1 1/16"-12	1/2"	12,5	32	40	40	245
TH1010FIP90C	7/8"-14	5/8"	16	27	43	33	195
TH1012FIP90C	1 1/16"-12	5/8"	16	32	45	40	195
TH1212FIP90C	1 1/16"-12	3/4"	19	32	55	43	165
TH1216FIP90C-EX38	1 5/16"-12	3/4"	19	38	55	49	165
TH1616FIP90C-EX38	1 5/16"-12	1"	25	38	71	56	145



notes

CRIMPED NUT
 FOR HOSE:
 SAE 100 R6 from DN6,3 to DN25
 SAE 100 R7
 SAE 100 R8
 SAE 100 R18
 SAE 100 R1 MTH1 (wire braid steel)

DADO PINZATO
 PER TUBO:
 SAE 100 R6 da DN6,3 a DN25
 SAE 100 R7
 SAE 100 R8
 SAE 100 R18
 SAE 100 R1 MTH1 (treccia acciaio)

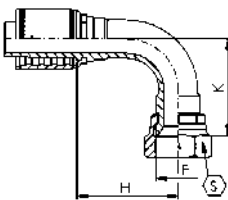


THFIP90

DKJ 90° - JIC FEMALE 90°, 37° CONE
DKJ 90° - FEMMINA 90° JIC, CONO 37°

Thread - Filetto: UNF-UN
Norm - Norma: SAE J514

Code Codice	Thread Filetto	Hose Tubo		Dimensions Dimensioni			
		Inch	DN (mm)	S	H	K	WPbar
TH0304FIP90	7/16"-20	3/16"	5	14	21	21	350
TH0404FIP90	7/16"-20	1/4"	6,3	14	25,5	26	350
TH0405FIP90	1/2"-20	1/4"	6,3	17	25,5	26	350
TH0406FIP90	9/16"-18	1/4"	6,3	19	25,5	27	350
TH0505FIP90	1/2"-20	5/16"	8	17	28	29	325
TH0506FIP90	9/16"-18	5/16"	8	19	28	29	325
TH0606FIP90	9/16"-18	3/8"	10	19	31	33	280
TH0608FIP90	3/4"-16	3/8"	10	22	31	33	280
TH0808FIP90	3/4"-16	1/2"	12,5	22	37	39	245
TH0810FIP90	7/8"-14	1/2"	12,5	27	37	40	245
TH1010FIP90	7/8"-14	5/8"	16	27	45	45	195
TH1012FIP90	1 1/16"-12	5/8"	16	32	45	47	195
TH1210FIP90	7/8"-14	3/4"	19	27	55	54	165
TH1212FIP90	1 1/16"-12	3/4"	19	32	55	53	165
TH1214FIP90	1 3/16"-12	3/4"	19	36	55	54	165
TH1216FIP90-EX38	1 5/16"-12	3/4"	19	38	55	56	165
TH1612FIP90	1 1/16"-12	1"	25	32	71	71	145
TH1616FIP90-EX38	1 5/16"-12	1"	25	38	71	70	145
TH1620FIP90	1 5/8"-12	1"	25	50	71	70	145



notes

CRIMPED NUT
FOR HOSE:
SAE 100 R6 from DN6,3 to DN25
SAE 100 R7
SAE 100 R8
SAE 100 R18
SAE 100 R1 MTH1 (wire braid steel)

DADO PINZATO
PER TUBO:
SAE 100 R6 da DN6,3 a DN25
SAE 100 R7
SAE 100 R8
SAE 100 R18
SAE 100 R1 MTH1 (treccia acciaio)

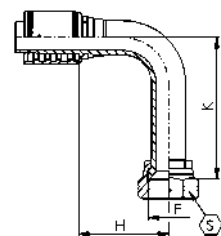


THFIP90L

DKJ 90° - JIC FEMALE 90° LONG, 37° CONE
DKJ 90° - FEMMINA 90° JIC LUNGA, CONO 37°

Thread - Filetto: UNF-UN
Norm - Norma: SAE J514

Code Codice	Thread Filetto	Hose Tubo		Dimensions Dimensioni			
		Inch	DN (mm)	S	H	K	WPbar
TH0404FIP90L	7/16"-20	1/4"	6,3	14	25,5	46	350
TH0405FIP90L	1/2"-20	1/4"	6,3	17	25,5	46	350
TH0406FIP90L	9/16"-18	1/4"	6,3	19	25,5	54	350
TH0606FIP90L	9/16"-18	3/8"	10	19	31	54	280
TH0608FIP90L	3/4"-16	3/8"	10	22	31	64	280
TH0808FIP90L	3/4"-16	1/2"	12,5	22	38	64	245
TH0810FIP90L	7/8"-14	1/2"	12,5	27	38	70	245
TH1010FIP90L	7/8"-14	5/8"	16	27	45	70	195
TH1012FIP90L	1 1/16"-12	5/8"	16	32	45	96	195
TH1212FIP90L	1 1/16"-12	3/4"	19	32	55	96	165
TH1216FIP90L-EX38	1 5/16"-12	3/4"	19	38	55	114	165
TH1616FIP90L-EX38	1 5/16"-12	1"	25	38	71	114	145



notes

CRIMPED NUT
FOR HOSE:
SAE 100 R6
SAE 100 R7
SAE 100 R8
SAE 100 R18
SAE 100 R1 MTH1 (wire braid steel)

DADO PINZATO
PER TUBO:
SAE 100 R6
SAE 100 R7
SAE 100 R8
SAE 100 R18
SAE 100 R1 MTH1 (treccia acciaio)

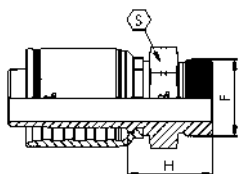


THMS

STANDARD ORB MALE SOLID SAE
 MASCHIO STANDARD ORB SAE

Thread - Filetto: UNF-UN

Code Codice	Thread Filetto	Hose Tubo		Dimensions Dimensioni		
		Inch/Pollici	DN(mm)	S	H	WPbar
TH0404MS	7/16"-20	1/4"	6,3	14	21,5	350
TH0405MS	1/2"-20	1/4"	6,3	16	22	350
TH0406MS	9/16"-18	1/4"	6,3	17	23,5	350
TH0506MS	9/16"-18	5/16"	8	17	23,5	325
TH0606MS	9/16"-18	3/8"	10	17	23,5	280
TH0608MS	3/4"-16	3/8"	10	22	26	280
TH0808MS	3/4"-16	1/2"	12,5	22	27	245
TH0810MS	7/8"-14	1/2"	12,5	25	29,5	245
TH0812MS	1 1/16"-12	1/2"	12,5	32	33,5	245
TH1010MS	7/8"-14	5/8"	16	25	30	195
TH1012MS	1 1/16"-12	5/8"	16	32	34	195
TH1212MS	1 1/16"-12	3/4"	19	32	34,5	165
TH1216MS	1 5/16"-12	3/4"	19	38	36	165
TH1616MS	1 5/16"-12	1"	25	38	37,5	145



notes

FOR HOSE:
 SAE 100 R6
 SAE 100 R7
 SAE 100 R8
 SAE 100 R18
 SAE 100 R1 MTH1 (wire braid steel)

PER TUBO:
 SAE 100 R6
 SAE 100 R7
 SAE 100 R8
 SAE 100 R18
 SAE 100 R1 MTH1 (treccia acciaio)

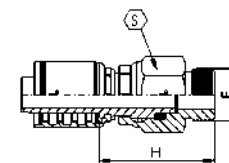


THSMS

STANDARD ORB MALE SWIVEL SAE
 MASCHIO GIREVOLE STANDARD ORB SAE

Thread - Filetto: UNF-UN

Code Codice	Thread Filetto	Hose Tubo		Dimensions Dimensioni		
		Inch/Pollici	DN(mm)	S	H	WPbar
TH0404SMS	7/16"-20	1/4"	6,3	17	37	350
TH0606SMS	9/16"-18	3/8"	10	22	42	280
TH0608SMS	3/4"-16	3/8"	10	27	47	280
TH0808SMS	3/4"-16	1/2"	12,5	27	49	245
TH0810SMS	7/8"-14	1/2"	12,5	27	50	245
TH1212SMS	1 1/16"-12	3/4"	19	34	59	165



notes

FOR HOSE:
 SAE 100 R6
 SAE 100 R7
 SAE 100 R8
 SAE 100 R18
 SAE 100 R1 MTH1 (wire braid steel)

PER TUBO:
 SAE 100 R6
 SAE 100 R7
 SAE 100 R8
 SAE 100 R18
 SAE 100 R1 MTH1 (treccia acciaio)

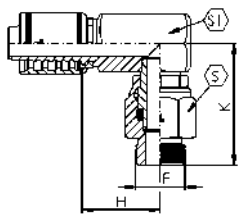


THSMS90

STANDARD ORB MALE SWIVEL SAE - 90° COMPACT ELBOW
 MASCHIO GIREVOLE STANDARD ORB SAE - CURVA A 90° COMPATTA

Thread - Filetto: UNF-UN

Code Codice	Thread Filetto	Hose Tubo		Dimensions Dimensioni					
		Inch	DN (mm)	S	S1	H	K	O-ring	WPbar
TH0606SMS90	9/16"-18	3/8"	10	22	22	31	47	11,89x1,98	280
TH0608SMS90	3/4"-16	3/8"	10	27	25	34	54	16,36x2,21	280
TH0808SMS90	3/4"-16	1/2"	12,5	27	25	33	54	16,36x2,21	245
TH0810SMS90	7/8"-14	1/2"	12,5	27	25	33	56	19,18x2,46	245
TH1212SMS90	1 1/16"-12	3/4"	19	34	32	43	67	23,47x2,95	165



notes

FOR HOSE:
 SAE 100 R6
 SAE 100 R7
 SAE 100 R8
 SAE 100 R18
 SAE 100 R1 MTH1 (wire braid steel)

PER TUBO:
 SAE 100 R6
 SAE 100 R7
 SAE 100 R8
 SAE 100 R18
 SAE 100 R1 MTH1 (treccia acciaio)

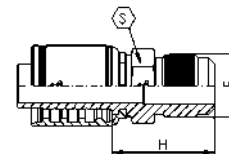


THMJ

SAE MALE, 45° CONE
 MASCHIO SAE, CONO 45°

Thread - Filetto: UNF-UN
 Norm - Norma: SAE J514

Code Codice	Thread Filetto	Hose Tubo		Dimensions Dimensioni		
		Inch/Pollici	DN(mm)	S	H	WPbar
TH0507MJ	5/8"-18	5/16"	8	16	28,2	325
TH0607MJ	5/8"-18	3/8"	10	16	28,2	280
TH1212MJ	1 1/16"-14	3/4"	19	27	43,4	165



notes

FOR HOSE:
 SAE 100 R6
 SAE 100 R7
 SAE 100 R8
 SAE 100 R18
 SAE 100 R1 MTH1 (wire braid steel)

PER TUBO:
 SAE 100 R6
 SAE 100 R7
 SAE 100 R8
 SAE 100 R18
 SAE 100 R1 MTH1 (treccia acciaio)

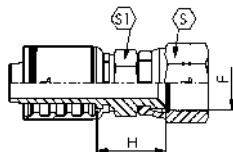


THFJCP

SAE FEMALE DOUBLE HEXAGON, 45° CONE
FEMMINA SAE DOPPIO ESAGONO, CONO 45°

Thread - Filetto: UNF-UN
Norm - Norma: SAE J514

Code Codice	Thread Filetto	Hose Tubo		Dimensions Dimensioni			
		Inch	DN (mm)	S	S1	H	WPbar
TH0507FJCP	5/8"-18	5/16"	8	22	16	23,5	325
TH0607FJCP	5/8"-18	3/8"	10	22	16	23,5	280
TH1212FJCP	1 1/16"-14	3/4"	19	32	27	31,8	165



notes

CRIMPED NUT
FOR HOSE:
SAE 100 R6
SAE 100 R7
SAE 100 R8
SAE 100 R18
SAE 100 R1 MTH1 (wire braid steel)

DADO PINZATO
PER TUBO:
SAE 100 R6
SAE 100 R7
SAE 100 R8
SAE 100 R18
SAE 100 R1 MTH1 (treccia acciaio)

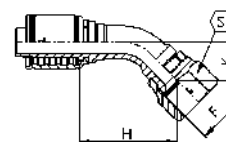


THFJP45

SAE FEMALE 45°, 45° CONE
FEMMINA 45° SAE, CONO 45°

Thread - Filetto: UNF-UN
Norm - Norma: SAE J514

Code Codice	Thread Filetto	Hose Tubo		Dimensions Dimensioni			
		Inch	DN (mm)	S	H	K	WPbar
TH0507FJP45	5/8"-18	5/16"	8	22	38	16	325
TH0607FJP45	5/8"-18	3/8"	10	22	39	16	280
TH1212FJP45	1 1/16"-14	3/4"	19	32	62	25	165



notes

CRIMPED NUT
FOR HOSE:
SAE 100 R6
SAE 100 R7
SAE 100 R8
SAE 100 R18
SAE 100 R1 MTH1 (wire braid steel)

DADO PINZATO
PER TUBO:
SAE 100 R6
SAE 100 R7
SAE 100 R8
SAE 100 R18
SAE 100 R1 MTH1 (treccia acciaio)

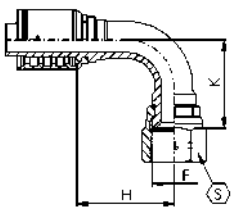


THFJP90

SAE FEMALE 90°, 45° CONE
FEMMINA 90° SAE, CONO 45°

Thread - Filetto: UNF-UN
Norm - Norma: SAE J514

Code Codice	Thread Filetto	Hose Tubo		Dimensions Dimensioni			
		Inch	DN (mm)	S	H	K	WPbar
TH0507FJP90	5/8"-18	5/16"	8	22	28	29	325
TH0607FJP90	5/8"-18	3/8"	10	22	31	31	280
TH1212FJP90	1 1/16"-14	3/4"	20	32	55	51	165



notes

CRIMPED NUT
FOR HOSE:
SAE 100 R6
SAE 100 R7
SAE 100 R8
SAE 100 R18
SAE 100 R1 MTH1 (wire braid steel)

DADO PINZATO
PER TUBO:
SAE 100 R6
SAE 100 R7
SAE 100 R8
SAE 100 R18
SAE 100 R1 MTH1 (treccia acciaio)

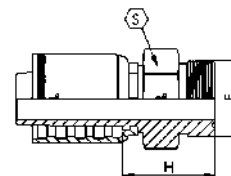


THMRS

AGO - ORFS MALE
AGO - MASCHIO ORFS

Thread - Filetto: UNF-UN-UNS
Norm - Norma: SAE J1453

Code Codice	Thread Filetto	Hose Tubo		Dimensions Dimensioni		
		Inch/Pollici	DN(mm)	S	H	WPbar
TH0404MRS	9/16"-18	1/4"	6,3	17	23,5	350
TH0406MRS	11/16"-16	1/4"	6,3	19	25,5	350
TH0506MRS	11/16"-16	5/16"	8	19	25,5	325
TH0606MRS	11/16"-16	3/8"	10	19	25,5	280
TH0608MRS	13/16"-16	3/8"	10	22	28,5	280
TH0610MRS	1"-14	3/8"	10	27	33	280
TH0808MRS	13/16"-16	1/2"	12,5	22	29,5	245
TH0810MRS	1"-14	1/2"	12,5	27	34	245
TH0812MRS	1 3/16"-12	1/2"	12,5	32	37	245
TH1010MRS	1"-14	5/8"	16	27	34	195
TH1012MRS	1 3/16"-12	5/8"	16	32	37	195
TH1212MRS	1 3/16"-12	3/4"	19	32	38	165
TH1216MRS	1 7/16"-12	3/4"	19	41	42,5	165
TH1616MRS	1 7/16"-12	1"	25	41	44	145



notes

FOR HOSE:
SAE 100 R6
SAE 100 R7
SAE 100 R8
SAE 100 R18
SAE 100 R1 MTH1 (wire braid steel)

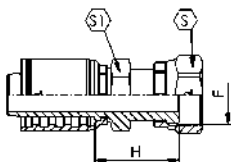
PER TUBO:
SAE 100 R6
SAE 100 R7
SAE 100 R8
SAE 100 R18
SAE 100 R1 MTH1 (treccia acciaio)



THFRC

DKO - ORFS FEMALE DOUBLE HEXAGON
DKO - FEMMINA DOPPIO ESAGONO ORFS

Thread - Filetto: UNF-UN-UNS
Norm - Norma: SAE J1453



Code Codice	Thread Filetto	Hose Tubo		Dimensions Dimensioni			
		Inch/Pollici	DN(mm)	S	S1	H	WPbar
TH0404FRC	9/16"-18	1/4"	6,3	17	14	26,5	350
TH0406FRC	11/16"-16	1/4"	6,3	22	16	28,5	350
TH0408FRC	13/16"-16	1/4"	6,3	24	19	32,5	350
TH0504FRC	9/16"-18	5/16"	8	17	14	26,5	325
TH0506FRC	11/16"-16	5/16"	8	22	16	28,5	325
TH0604FRC	9/16"-18	3/8"	10	17	16	26,5	280
TH0606FRC	11/16"-16	3/8"	10	22	16	28,5	280
TH0608FRC	13/16"-16	3/8"	10	24	19	32,5	280
TH0806FRC	11/16"-16	1/2"	12,5	22	19	30,5	245
TH0808FRC	13/16"-16	1/2"	12,5	24	19	33,5	245
TH0810FRC	1"-14	1/2"	12,5	30	24	39,5	245
TH0812FRC	1 3/16"-12	1/2"	12,5	36	27	43,5	245
TH1010FRC	1"-14	5/8"	16	30	24	39,5	195
TH1012FRC	1 3/16"-12	5/8"	16	36	27	43,5	195
TH1210FRC	1"-14	3/4"	19	30	27	41,5	165
TH1212FRC	1 3/16"-12	3/4"	19	36	27	44,5	165
TH1216FRC	1 7/16"-12	3/4"	19	41	36	47,5	165
TH1612FRC	1 3/16"-12	1"	25	36	32	47	145
TH1616FRC	1 7/16"-12	1"	25	41	36	49	145
TH1620FRC	1 11/16"-12	1"	25	50	41	50,5	145

notes

CRIMPED NUT
FOR HOSE:
SAE 100 R6
SAE 100 R7
SAE 100 R8
SAE 100 R18
SAE 100 R1 MTH1 (wire braid steel)

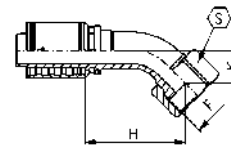
DADO PINZATO
PER TUBO:
SAE 100 R6
SAE 100 R7
SAE 100 R8
SAE 100 R18
SAE 100 R1 MTH1 (treccia acciaio)



THFRS45

DKO 45° - ORFS FEMALE 45°
DKO 45° - FEMMINA 45° ORFS

Thread - Filetto: UNF-UN-UNS
Norm - Norma: SAE J1453



Code Codice	Thread Filetto	Hose Tubo		Dimensions Dimensioni			
		Inch	DN (mm)	S	H	K	WPbar
TH0404FRS45	9/16"-18	1/4"	6,3	17	32,5	10,5	350
TH0406FRS45	11/16"-16	1/4"	6,3	22	34,5	12,5	350
TH0504FRS45	9/16"-18	5/16"	8	17	33,5	11	325
TH0506FRS45	11/16"-16	5/16"	8	22	35	12,5	325
TH0604FRS45	9/16"-18	3/8"	10	17	35	11,5	280
TH0606FRS45	11/16"-16	3/8"	10	22	36	12,5	280
TH0608FRS45	13/16"-16	3/8"	10	24	38,5	15	280
TH0808FRS45	13/16"-16	1/2"	12,5	24	42,5	15,5	245
TH0810FRS45	1"-14	1/2"	12,5	30	45	17,5	245
TH0812FRS45	1 3/16"-12	1/2"	12,5	36	47	20,5	245
TH1010FRS45	1"-14	5/8"	16	30	49	18	195
TH1012FRS45	1 3/16"-12	5/8"	16	36	51,5	20,5	195
TH1210FRS45	1"-14	3/4"	19	30	66,5	28	165
TH1212FRS45	1 3/16"-12	3/4"	19	36	58	21	165
TH1216FRS45	1 7/16"-12	3/4"	19	41	60,5	23,5	165
TH1616FRS45	1 7/16"-12	1"	25	41	73	24	145
TH1620FRS45	1 11/16"-12	1"	25	50	75	26,5	145

notes

FOR HOSE:
SAE 100 R6
SAE 100 R7
SAE 100 R8
SAE 100 R18
SAE 100 R1 MTH1 (wire braid steel)

PER TUBO:
SAE 100 R6
SAE 100 R7
SAE 100 R8
SAE 100 R18
SAE 100 R1 MTH1 (treccia acciaio)

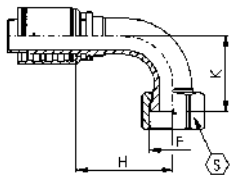
THFRS90C

DKO 90° - ORFS FEMALE 90° SHORT
DKO 90° - FEMMINA 90° ORFS CORTA

Thread - Filetto: UNF-UN-UNS
Norm - Norma: SAE J1453



Code Codice	Thread Filetto	Hose Tubo		Dimensions Dimensioni			
		Inch	DN (mm)	S	H	K	WPbar
TH0404FRS90C	9/16"-18	1/4"	6,3	17	27	21	350
TH0406FRS90C	11/16"-16	1/4"	6,3	22	27	24	350
TH0504FRS90C	9/16"-18	5/16"	8	17	29	23	325
TH0506FRS90C	11/16"-16	5/16"	8	22	29	25	325
TH0604FRS90C	9/16"-18	3/8"	10	17	30	22	280
TH0606FRS90C	11/16"-16	3/8"	10	22	31,5	24,5	280
TH0608FRS90C	13/16"-16	3/8"	10	24	31	30	280
TH0806FRS90M	11/16"-16	1/2"	12,5	22	38	41	245
TH0808FRS90C	13/16"-16	1/2"	12,5	24	39	31	245
TH0810FRS90C	1"-14	1/2"	12,5	30	39	34	245
TH0812FRS90C	1 3/16"-12	1/2"	12,5	36	39	42	245
TH1010FRS90C	1"-14	5/8"	16	30	45	35	195
TH1012FRS90C	1 3/16"-12	5/8"	16	36	45	42	195
TH1210FRS90M	1"-14	3/4"	19	30	55	56	165
TH1212FRS90C	1 3/16"-12	3/4"	19	36	55	45	165
TH1216FRS90C	1 7/16"-12	3/4"	19	41	55	49	165
TH1616FRS90C	1 7/16"-12	1"	25	41	71	55	145
TH1620FRS90C	1 11/16"-12	1"	25	50	71	58	145



notes

FOR HOSE:
SAE 100 R6
SAE 100 R7
SAE 100 R8
SAE 100 R18
SAE 100 R1 MTH1 (wire braid steel)

PER TUBO:
SAE 100 R6
SAE 100 R7
SAE 100 R8
SAE 100 R18
SAE 100 R1 MTH1 (treccia acciaio)

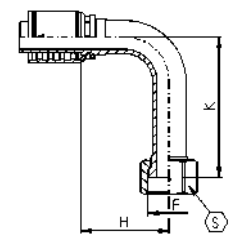
THFRS90L

DKO 90° - ORFS FEMALE 90° LONG
DKO 90° - FEMMINA 90° ORFS LUNGA

Thread - Filetto: UNF-UN-UNS
Norm - Norma: SAE J1453



Code Codice	Thread Filetto	Hose Tubo		Dimensions Dimensioni			
		Inch	DN (mm)	S	H	K	WPbar
TH0404FRS90L	9/16"-18	1/4"	6,3	17	29	46	350
TH0406FRS90L	11/16"-16	1/4"	6,3	22	27	54	350
TH0606FRS90L	11/16"-16	3/8"	10	22	34	54	280
TH0608FRS90L	13/16"-16	3/8"	10	24	34	64	280
TH0808FRS90L	13/16"-16	1/2"	12,5	24	39	64	245
TH0810FRS90L	1"-14	1/2"	12,5	30	39	70	245
TH1010FRS90L	1"-14	5/8"	16	30	45	70	195
TH1212FRS90L	1 3/16"-12	3/4"	19	36	55	96	165
TH1616FRS90L	1 7/16"-12	1"	25	41	71	114	145



notes

FOR HOSE:
SAE 100 R6
SAE 100 R7
SAE 100 R8
SAE 100 R18
SAE 100 R1 MTH1 (wire braid steel)

PER TUBO:
SAE 100 R6
SAE 100 R7
SAE 100 R8
SAE 100 R18
SAE 100 R1 MTH1 (treccia acciaio)

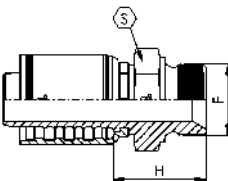


THMG

AGR - BSPP MALE, 60° CONE
 AGR - MASCHIO BSPP, CONO 60°

Thread - Filetto: BSPP
 Norm - Norma: BS 5200

Code Codice	Thread Filetto	Hose Tubo		Dimensions Dimensioni		
		Inch/Pollici	DN(mm)	S	H	WPbar
	F					
TH0302MG	1/8"-28	3/16"	5	14	20	350
TH0304MG	1/4"-19	3/16"	5	19	24	350
TH0402MG	1/8"-28	1/4"	6,3	14	20	350
TH0404MG	1/4"-19	1/4"	6,3	19	25	350
TH0406MG	3/8"-19	1/4"	6,3	22	27	350
TH0408MG	1/2"-14	1/4"	6,3	27	32	350
TH0504MG	1/4"-19	5/16"	8	19	25	325
TH0506MG	3/8"-19	5/16"	8	22	27	325
TH0508MG	1/2"-14	5/16"	8	27	32	325
TH0604MG	1/4"-19	3/8"	10	19	25	280
TH0606MG	3/8"-19	3/8"	10	22	27	280
TH0608MG	1/2"-14	3/8"	10	27	32	280
TH0806MG	3/8"-19	1/2"	12,5	22	28	245
TH0808MG	1/2"-14	1/2"	12,5	27	33	245
TH0810MG	5/8"-14	1/2"	12,5	30	35	245
TH0812MG	3/4"-14	1/2"	12,5	32	36	245
TH1008MG	1/2"-14	5/8"	16	27	33	195
TH1010MG	5/8"-14	5/8"	16	30	35	195
TH1012MG	3/4"-14	5/8"	16	32	36	195
TH1208MG	1/2"-14	3/4"	19	27	34	165
TH1210MG	5/8"-14	3/4"	19	30	36	165
TH1212MG	3/4"-14	3/4"	19	32	37	165
TH1216MG	1"-11	3/4"	19	41	42	165
TH1612MG	3/4"-14	1"	25	32	38	145
TH1616MG	1"-11	1"	25	41	43	145
TH1620MG	1 1/4"-11	1"	25	50	46	145



notes

FOR HOSE:
 SAE 100 R6 from DN6,3 to DN25
 SAE 100 R7
 SAE 100 R8
 SAE 100 R18
 SAE 100 R1 MTH1 (wire braid steel)

PER TUBO:
 SAE 100 R6 da DN6,3 a DN25
 SAE 100 R7
 SAE 100 R8
 SAE 100 R18
 SAE 100 R1 MTH1 (treccia acciaio)

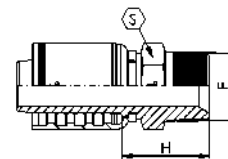


THMGC

AGR K - BSPT MALE, 60° CONE
 AGR K - MASCHIO BSPT, CONO 60°

Thread - Filetto: BSPT


Code Codice	Thread Filetto	Hose Tubo		Dimensions Dimensioni		
		Inch/Pollici	DN(mm)	S	H	WPbar
	F					
TH0302MGC	1/8"-28	3/16"	5	12	20	350
TH0304MGC	1/4"-19	3/16"	5	15	25	350
TH0402MGC	1/8"-28	1/4"	6,3	12	21	350
TH0404MGC	1/4"-19	1/4"	6,3	15	25	350
TH0406MGC	3/8"-19	1/4"	6,3	19	26	350
TH0504MGC	1/4"-19	5/16"	8	15	25	325
TH0506MGC	3/8"-19	5/16"	8	19	26	325
TH0604MGC	1/4"-19	3/8"	10	15	26	280
TH0606MGC	3/8"-19	3/8"	10	19	27	280
TH0608MGC	1/2"-14	3/8"	10	22	32	280
TH0806MGC	3/8"-19	1/2"	12,5	19	28	245
TH0808MGC	1/2"-14	1/2"	12,5	22	33	245
TH1008MGC	1/2"-14	5/8"	16	22	33	195
TH1012MGC	3/4"-14	5/8"	16	27	35	195
TH1212MGC	3/4"-14	3/4"	19	27	36	165
TH1216MGC	1"-11	3/4"	19	36	41	165
TH1616MGC	1"-11	1"	25	36	43	145
TH1620MGC	1 1/4"-11	1"	25	46	47	145



notes

FOR HOSE:
 SAE 100 R6 from DN6,3 to DN25
 SAE 100 R7
 SAE 100 R8
 SAE 100 R18
 SAE 100 R1 MTH1 (wire braid steel)

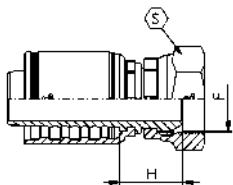
PER TUBO:
 SAE 100 R6 da DN6,3 a DN25
 SAE 100 R7
 SAE 100 R8
 SAE 100 R18
 SAE 100 R1 MTH1 (treccia acciaio)



THFGP

DKR - BSP FEMALE, 60° CONE
DKR - FEMMINA BSP, CONO 60°

Thread - Filetto: BSPP
Norm - Norma: BS 5200



Code Codice	Thread Filetto	Hose Tubo		Dimensions Dimensioni		
		Inch/Pollici	DN(mm)	S	H	WPbar
TH0302FGP	1/8"-28	3/16"	5	14	16	350
TH0304FGP	1/4"-19	3/16"	5	19	19	350
TH0402FGP	1/8"-28	1/4"	6,3	14	17	350
TH0404FGP	1/4"-19	1/4"	6,3	19	19	350
TH0406FGP	3/8"-19	1/4"	6,3	22	22	350
TH0408FGP	1/2"-14	1/4"	6,3	27	23	350
TH0504FGP	1/4"-19	5/16"	8	19	19	325
TH0506FGP	3/8"-19	5/16"	8	22	22	325
TH0508FGP	1/2"-14	5/16"	8	27	23	325
TH0604FGP	1/4"-19	3/8"	10	19	19	280
TH0606FGP	3/8"-19	3/8"	10	22	21	280
TH0608FGP	1/2"-14	3/8"	10	27	23	280
TH0806FGP	3/8"-19	1/2"	12,5	22	22	245
TH0808FGP	1/2"-14	1/2"	12,5	27	23	245
TH0810FGP	5/8"-14	1/2"	12,5	30	24	245
TH0812FGP	3/4"-14	1/2"	12,5	32	27	245
TH1008FGP	1/2"-14	5/8"	16	27	23	195
TH1010FGP	5/8"-14	5/8"	16	30	23	195
TH1012FGP	3/4"-14	5/8"	16	32	27	195
TH1208FGP	1/2"-14	3/4"	19	27	24	165
TH1210FGP	5/8"-14	3/4"	19	30	24	165
TH1212FGP	3/4"-14	3/4"	19	32	27	165
TH1216FGP	1"-11	3/4"	19	41	30	165
TH1612FGP	3/4"-14	1"	25	32	28	145
TH1616FGP	1"-11	1"	25	41	30	145
TH1620FGP	1 1/4"-11	1"	25	50	35	145

notes

CRIMPED NUT
FOR HOSE:
SAE 100 R6 from DN6,3 to DN25
SAE 100 R7
SAE 100 R8
SAE 100 R8
SAE 100 R18
SAE 100 R1 MTH1 (wire braid steel)

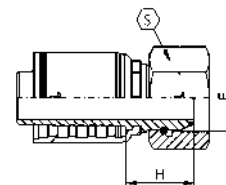
DADO PINZATO
PER TUBO:
SAE 100 R6 da DN6,3 a DN25
SAE 100 R7
SAE 100 R8
SAE 100 R18
SAE 100 R1 MTH1 (treccia acciaio)



THFGOLS

DKR - BSP FEMALE FULL HEXAGON NUT O'RING, 60° CONE
DKR - FEMMINA BSP DADO ESAGONO COMPLETO O'RING, CONO 60°

Thread - Filetto: BSPP
Norm - Norma: BS 5200



Code Codice	Thread Filetto	Hose Tubo		Dimensions Dimensioni			
		Inch	DN (mm)	S	H	O-ring	WPbar
TH0404FGOL	1/4"-19	1/4"	6,3	19	22	6,5x1	350
TH0406FGOL	3/8"-19	1/4"	6,3	22	24	8,5x1,5	350
TH0506FGOL	3/8"-19	5/16"	8	22	24	8,5x1,5	325
TH0606FGOL	3/8"-19	3/8"	10	22	24	8,5x1,5	280
TH0608FGOL	1/2"-14	3/8"	10	27	26	11,5x1,5	280
TH0808FGOL	1/2"-14	1/2"	12,5	27	26	11,5x1,5	245
TH0810FGOS	5/8"-14	1/2"	12,5	30	26	13x1,5	245
TH1010FGOS	5/8"-14	5/8"	16	30	25	13x1,5	195
TH1012FGOS	3/4"-14	5/8"	16	32	28	17x1,5	195
TH1212FGOS	3/4"-14	3/4"	19	32	28	17x1,5	165
TH1216FGOS	1"-11	3/4"	19	41	32	22x1,5	165
TH1616FGOS	1"-11	1"	25	41	32	22x1,5	145
TH1620FGOS	1 1/4"-11	1"	25	50	37	28,3x1,78	145

notes

FOR HOSE:
SAE 100 R6
SAE 100 R7
SAE 100 R8
SAE 100 R8
SAE 100 R18
SAE 100 R1 MTH1 (wire braid steel)
FGOL: Slip-on nut
FGOS: Thrust-wire nut, without hole

PER TUBO:
SAE 100 R6
SAE 100 R7
SAE 100 R8
SAE 100 R8
SAE 100 R18
SAE 100 R1 MTH1 (treccia acciaio)
FGOL: Dado libero
FGOS: Dado spinato senza foro

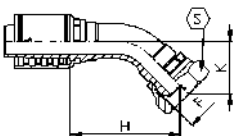


THFGP45

DKR 45° - BSP FEMALE 45°, 60° CONE
DKR 45° - FEMMINA 45° BSP, CONO 60°

Thread - Filetto: BSPP
Norm - Norma: BS 5200

Code Codice	Thread Filetto	Hose Tubo		Dimensions Dimensioni			
		Inch	DN (mm)	S	H	K	WPbar
TH0302FGP45	1/8"-28	3/16"	5	14	33	14	350
TH0304FGP45	1/4"-19	3/16"	5	19	35	16	350
TH0402FGP45	1/8"-28	1/4"	6,3	14	36	16	350
TH0404FGP45	1/4"-19	1/4"	6,3	19	37	16	350
TH0406FGP45	3/8"-19	1/4"	6,3	22	40	19	350
TH0408FGP45	1/2"-14	1/4"	6,3	27	42	21	350
TH0504FGP45	1/4"-19	5/16"	8	19	39	18	325
TH0506FGP45	3/8"-19	5/16"	8	22	41	19	325
TH0508FGP45	1/2"-14	5/16"	8	27	43	21	325
TH0604FGP45	1/4"-19	3/8"	10	19	41	18	280
TH0606FGP45	3/8"-19	3/8"	10	22	42	19	280
TH0608FGP45	1/2"-14	3/8"	10	27	44	21	280
TH0806FGP45	3/8"-19	1/2"	12,5	22	49	22	245
TH0808FGP45	1/2"-14	1/2"	12,5	27	49	22	245
TH0810FGP45	5/8"-14	1/2"	12,5	30	49	22	245
TH0812FGP45	3/4"-14	1/2"	12,5	32	53	26	245
TH1008FGP45	1/2"-14	5/8"	16	27	57	26	195
TH1010FGP45	5/8"-14	5/8"	16	30	54	24	195
TH1012FGP45	3/4"-14	5/8"	16	32	57	26	195
TH1208FGP45	1/2"-14	3/4"	19	27	68	30	165
TH1210FGP45	5/8"-14	3/4"	19	30	66	28	165
TH1212FGP45	3/4"-14	3/4"	19	32	66	28	165
TH1216FGP45	1"-11	3/4"	19	41	68	30	165
TH1612FGP45	3/4"-14	1"	25	32	87	38	145
TH1616FGP45	1"-11	1"	25	41	84	36	145
TH1620FGP45	1 1/4"-11	1"	25	50	85	37	145



notes

CRIMPED NUT
FOR HOSE:
SAE 100 R6 from DN6,3 to DN25
SAE 100 R7
SAE 100 R8
SAE 100 R18
SAE 100 R1 MTH1 (wire braid steel)

DADO PINZATO
PER TUBO:
SAE 100 R6 da DN6,3 a DN25
SAE 100 R7
SAE 100 R8
SAE 100 R18
SAE 100 R1 MTH1 (treccia acciaio)

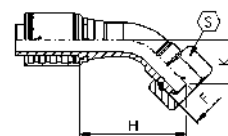


THFGOLS45

DKR 45° - BSP FEMALE 45° FULL HEXAGON NUT O'RING, 60° CONE
DKR 45° - FEMMINA 45° BSP DADO ESAGONO COMPLETO O'RING, CONO 60°

Thread - Filetto: BSPP
Norm - Norma: BS 5200

Code Codice	Thread Filetto	Hose Tubo		Dimensions Dimensioni				
		Inch	DN (mm)	S	H	K	O-ring	WPbar
TH0404FGOLS45	1/4"-19	1/4"	6,3	19	35	13	6,5x1	350
TH0406FGOLS45	3/8"-19	1/4"	6,3	22	37	15	8,5x1,5	350
TH0506FGOLS45	3/8"-19	5/16"	8	22	38	15	8,5x1,5	325
TH0606FGOLS45	3/8"-19	3/8"	10	22	39	15	8,5x1,5	280
TH0608FGOLS45	1/2"-14	3/8"	10	27	41	18	11,5x1,5	280
TH0808FGOLS45	1/2"-14	1/2"	12,5	27	45	18	11,5x1,5	245
TH0810FGOLS45	5/8"-14	1/2"	12,5	30	51	24	13x1,5	245
TH1010FGOLS45	5/8"-14	5/8"	16	30	55	24	13x1,5	195
TH1012FGOLS45	3/4"-14	5/8"	16	32	58	27	17x1,5	195
TH1212FGOLS45	3/4"-14	3/4"	19	32	66	29	17x1,5	165
TH1216FGOLS45	1"-11	3/4"	19	41	69	32	22x1,5	165
TH1616FGOLS45	1"-11	1"	25	41	85	37	22x1,5	145
TH1620FGOLS45	1 1/4"-11	1"	25	50	85	37	28,3x1,78	145



notes

FOR HOSE:
SAE 100 R6
SAE 100 R7
SAE 100 R8
SAE 100 R18
SAE 100 R1 MTH1 (wire braid steel)
FGOL: Slip-on nut
FGOS: Thrust-wire nut, without hole

PER TUBO:
SAE 100 R6
SAE 100 R7
SAE 100 R8
SAE 100 R18
SAE 100 R1 MTH1 (treccia acciaio)
FGOL: Dado libero
FGOS: Dado spinato senza foro

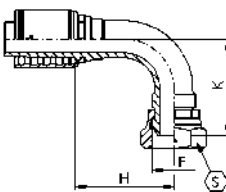


THFGP90

DKR 90° - BSP FEMALE 90°, 60° CONE
DKR 90° - FEMMINA 90° BSP, CONO 60°

Thread - Filetto: BSPP
Norm - Norma: BS 5200

Code Codice	Thread Filetto	Hose Tubo		Dimensions Dimensioni			
		Inch	DN (mm)	S	H	K	WPbar
TH0302FGP90	1/8"-28	3/16"	5	14	21	23	350
TH0304FGP90	1/4"-19	3/16"	5	19	21	26	350
TH0402FGP90	1/8"-28	1/4"	6,3	14	26	28	350
TH0404FGP90	1/4"-19	1/4"	6,3	19	26	28	350
TH0406FGP90	3/8"-19	1/4"	6,3	22	26	32	350
TH0408FGP90	1/2"-14	1/4"	6,3	27	26	36	350
TH0504FGP90	1/4"-19	5/16"	8	19	28	31	325
TH0506FGP90	3/8"-19	5/16"	8	22	28	34	325
TH0508FGP90	1/2"-14	5/16"	8	27	28	37	325
TH0604FGP90	1/4"-19	3/8"	10	19	31	34	280
TH0606FGP90	3/8"-19	3/8"	10	22	31	35	280
TH0608FGP90	1/2"-14	3/8"	10	27	31	38	280
TH0806FGP90	3/8"-19	1/2"	12,5	22	37	42	245
TH0808FGP90	1/2"-14	1/2"	12,5	27	37	42	245
TH0810FGP90	5/8"-14	1/2"	12,5	30	37	43	245
TH0812FGP90	3/4"-14	1/2"	12,5	32	37	48	245
TH1008FGP90	1/2"-14	5/8"	16	27	45	50	195
TH1010FGP90	5/8"-14	5/8"	16	30	45	46	195
TH1012FGP90	3/4"-14	5/8"	16	32	45	50	195
TH1208FGP90	1/2"-14	3/4"	19	27	54	59	165
TH1210FGP90	5/8"-14	3/4"	19	30	54	56	165
TH1212FGP90	3/4"-14	3/4"	19	32	54	56	165
TH1216FGP90	1"-11	3/4"	19	41	54	59	165
TH1612FGP90	3/4"-14	1"	25	32	70	75	145
TH1616FGP90	1"-11	1"	25	41	70	72	145
TH1620FGP90	1 1/4"-11	1"	25	50	70	73	145



notes

CRIMPED NUT
FOR HOSE:
SAE 100 R6 from DN6,3 to DN25
SAE 100 R7
SAE 100 R8
SAE 100 R18
SAE 100 R1 MTH1 (wire braid steel)

DADO PINZATO
PER TUBO:
SAE 100 R6 da DN6,3 a DN25
SAE 100 R7
SAE 100 R8
SAE 100 R18
SAE 100 R1 MTH1 (treccia acciaio)

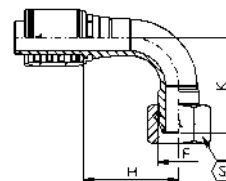


THFGOLS90

DKR 90° - BSP FEMALE 90° FULL HEXAGON NUT O'RING, 60° CONE
DKR 90° - FEMMINA 90° BSP DADO ESAGONO COMPLETO O'RING, CONO 60°

Thread - Filetto: BSPP
Norm - Norma: BS 5200

Code Codice	Thread Filetto	Hose Tubo		Dimensions Dimensioni				
		Inch	DN (mm)	S	H	K	O-ring	WPbar
TH0404FGOL90	1/4"-19	1/4"	6,3	19	29	27	6,5x1	350
TH0406FGOL90	3/8"-19	1/4"	6,3	22	29	29	8,5x1,5	350
TH0506FGOL90	3/8"-19	5/16"	8	22	29	29	8,5x1,5	325
TH0606FGOL90	3/8"-19	3/8"	10	22	30	30	8,5x1,5	280
TH0608FGOL90	1/2"-14	3/8"	10	27	30	33	11,5x1,5	280
TH0808FGOL90	1/2"-14	1/2"	12,5	27	37	36	11,5x1,5	245
TH1010FGOS90	5/8"-14	5/8"	16	30	44	48	13x1,5	195
TH1012FGOS90	3/4"-14	5/8"	16	32	44	51	17x1,5	195
TH1212FGOS90	3/4"-14	3/4"	19	32	54	57	17x1,5	165
TH1216FGOS90	1"-11	3/4"	19	41	54	61	22x1,5	165
TH1616FGOS90	1"-11	1"	25	41	70	73	22x1,5	145
TH1620FGOS90	1 1/4"-11	1"	25	50	70	75	28,3x1,78	145



notes

FOR HOSE:
SAE 100 R6
SAE 100 R7
SAE 100 R8
SAE 100 R18
SAE 100 R1 MTH1 (wire braid steel)
FGOL: Slip-on nut
FGOS: Thrust-wire nut, without hole

PER TUBO:
SAE 100 R6
SAE 100 R7
SAE 100 R8
SAE 100 R18
SAE 100 R1 MTH1 (treccia acciaio)
FGOL: Dado libero
FGOS: Dado spinato senza foro

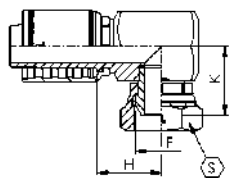


THFGP90K

DKR 90° K - BSP FEMALE 90° COMPACT, 60° CONE
 DKR 90° K - FEMMINA 90° COMPATTA BSP, CONO 60°

Thread - Filetto: BSPP
 Norm - Norma: BS 5200

Code Codice	Thread Filetto	Hose Tubo		Dimensions Dimensioni			
		Inch	DN (mm)	S	H	K	WPbar
TH0404FGP90K	1/4"-19	1/4"	6,3	19	18	23	350
TH0406FGP90K	3/8"-19	1/4"	6,3	22	21	26	350
TH0506FGP90K	3/8"-19	5/16"	8	22	21	26	325
TH0606FGP90K	3/8"-19	3/8"	10	22	21	26	280
TH0608FGP90K	1/2"-14	3/8"	10	27	24	28	280
TH0808FGP90K	1/2"-14	1/2"	12,5	27	24	28	245
TH1212FGP90K	3/4"-14	3/4"	19	32	31	35	165
TH1616FGP90K	1"-11	1"	25	41	38	41	145



notes

FOR HOSE:
 SAE 100 R6
 SAE 100 R7
 SAE 100 R8
 SAE 100 R18
 SAE 100 R1 MTH1 (wire braid steel)

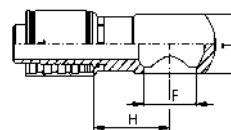
PER TUBO:
 SAE 100 R6
 SAE 100 R7
 SAE 100 R8
 SAE 100 R18
 SAE 100 R1 MTH1 (treccia acciaio)



THOG

RNR - BSP BANJO
 RNR - OCCHIO BSP

Code Codice	Thread Filetto	Hose Tubo		Dimensions Dimensioni			
		Pollici/Inch	DN (mm)	H	F	T	WPbar
TH0302OG	1/8"-28	3/16"	5	20	10,2	10	350
TH0304OG	1/4"-19	3/16"	5	22,6	13,3	14	350
TH0402OG	1/8"-28	1/4"	6,3	23	10,2	10	350
TH0404OG	1/4"-19	1/4"	6,3	23	13,3	14	350
TH0406OG	3/8"-19	1/4"	6,3	26,5	16,8	17,5	350
TH0408OG	1/2"-14	1/4"	6,3	33,5	21	23	350
TH0504OG	1/4"-19	5/16"	8	24	13,3	14	325
TH0506OG	3/8"-19	5/16"	8	26,5	16,8	17,5	325
TH0604OG	1/4"-19	3/8"	10	24	13,3	14	280
TH0606OG	3/8"-19	3/8"	10	24	16,8	17,5	280
TH0608OG	1/2"-14	3/8"	10	32	21	23	280
TH0806OG	3/8"-19	1/2"	12,5	26,5	16,8	17,5	245
TH0808OG	1/2"-14	1/2"	12,5	28,5	21	23	245
TH0810OG	5/8"-14	1/2"	12,5	31	23,1	23,5	245
TH0812OG	3/4"-14	1/2"	12,5	39	26,5	29,5	245
TH1010OG	5/8"-14	5/8"	16	28,2	23,1	23,5	195
TH1012OG	3/4"-14	5/8"	16	34,7	26,5	29,5	195
TH1212OG	3/4"-14	3/4"	19	37,5	26,5	29,5	165
TH1216OG	1"-11	3/4"	19	50	33,5	37,5	165
TH1616OG	1"-11	1"	25	49	33,5	37,5	145



notes

FOR HOSE:
 SAE 100 R6 from DN6,3 to DN25
 SAE 100 R7
 SAE 100 R8
 SAE 100 R18
 SAE 100 R1 MTH1 (wire braid steel)

PER TUBO:
 SAE 100 R6 da DN6,3 a DN25
 SAE 100 R7
 SAE 100 R8
 SAE 100 R18
 SAE 100 R1 MTH1 (treccia acciaio)

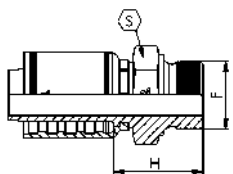


THMGF

AGR F - BSPP MALE, FLAT FACE
 AGR F - MASCHIO BSPP, FACCIA PIANA

Thread - Filetto: BSPP
 Norm - Norma: BS 5200

Code Codice	Thread Filetto	Hose Tubo		Dimensions Dimensioni		
		Inch/Pollici	DN(mm)	S	H	WPbar
TH0404MGF	1/4"-19	1/4"	6,3	19	25	350
TH0406MGF	3/8"-19	1/4"	6,3	22	27	350
TH0506MGF	3/8"-19	5/16"	8	22	27	325
TH0606MGF	3/8"-19	3/8"	10	22	27	280
TH0608MGF	1/2"-14	3/8"	10	27	32	280
TH0808MGF	1/2"-14	1/2"	12,5	27	33	245
TH0810MGF	5/8"-14	1/2"	12,5	30	35	245
TH0812MGF	3/4"-14	1/2"	12,5	32	36	245
TH1010MGF	5/8"-14	5/8"	16	30	35	195
TH1012MGF	3/4"-14	5/8"	16	32	36	195
TH1212MGF	3/4"-14	3/4"	19	32	37	165
TH1216MGF	1"-11	3/4"	19	41	42	165
TH1616MGF	1"-11	1"	25	41	43	145



notes

FOR HOSE:
 SAE 100 R6
 SAE 100 R7
 SAE 100 R8
 SAE 100 R18
 SAE 100 R1 MTH1 (wire braid steel)

PER TUBO:
 SAE 100 R6
 SAE 100 R7
 SAE 100 R8
 SAE 100 R18
 SAE 100 R1 MTH1 (treccia acciaio)

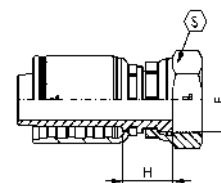


THFGFP

DKR F - BSP FEMALE FLAT FACE
 DKR F - FEMMINA BSP, SEDE PIANA

Norm - Norma: SAE J518

Code Codice	Thread Filetto	Hose Tubo		Dimensions Dimensioni		
		Inch/Pollici	DN(mm)	S	H	WPbar
TH0404FGFP	1/4"-19	1/4"	6,3	19	15	350
TH0406FGFP	3/8"-19	1/4"	6,3	22	18	350
TH0506FGFP	3/8"-19	5/16"	8	22	18	325
TH0606FGFP	3/8"-19	3/8"	10	22	17	280
TH0608FGFP	1/2"-14	3/8"	10	27	19	280
TH0808FGFP	1/2"-14	1/2"	12,5	27	19	245
TH0810FGFP	5/8"-14	1/2"	12,5	30	21	245
TH0812FGFP	3/4"-14	1/2"	12,5	32	23	245
TH1010FGFP	5/8"-14	5/8"	16	30	20	195
TH1012FGFP	3/4"-14	5/8"	16	32	23	195
TH1212FGFP	3/4"-14	3/4"	19	32	22	165
TH1216FGFP	1"-11	3/4"	19	41	25	165
TH1616FGFP	1"-11	1"	25	41	25	145



notes

CRIMPED NUT
 FOR HOSE:
 SAE 100 R6
 SAE 100 R7
 SAE 100 R8
 SAE 100 R18
 SAE 100 R1 MTH1 (wire braid steel)

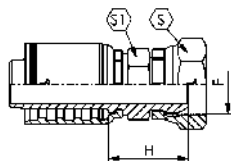
DADO PINZATO
 PER TUBO:
 SAE 100 R6
 SAE 100 R7
 SAE 100 R8
 SAE 100 R18
 SAE 100 R1 MTH1 (treccia acciaio)



THFGCP

DKR - BSP FEMALE DOUBLE HEXAGON, 60° CONE "NISSAN"
 DKR - FEMMINA BSP DOPPIO ESAGONO, CONO 60° "NISSAN"

Thread - Filetto: BSPP



Code Codice	Thread Filetto	Hose Tubo		Dimensions Dimensioni			
		Inch/Pollici	DN(mm)	S	S1	H	WPbar
TH0402FGCP	1/8"-28	1/4"	6,3	19	14	21,5	350
TH0404FGCP	1/4"-19	1/4"	6,3	19	14	24	350
TH0406FGCP	3/8"-19	1/4"	6,3	22	17	26	350
TH0604FGCP	1/4"-19	3/8"	10	22	17	24,6	280
TH0606FGCP	3/8"-19	3/8"	10	22	17	26	280
TH0608FGCP	1/2"-14	3/8"	10	27	22	29	280
TH0806FGCP	3/8"-19	1/2"	12,5	22	22	30	245
TH0808FGCP	1/2"-14	1/2"	12,5	27	22	30	245
TH0812FGCP	3/4"-14	1/2"	12,5	32	27	34,5	245
TH1212FGCP	3/4"-14	3/4"	19	32	27	36	165
TH1616FGCP	1"-11	1"	25	41	32	40	145

notes

CRIMPED NUT
 FOR HOSE:
 SAE 100 R6
 SAE 100 R7
 SAE 100 R8
 SAE 100 R18
 SAE 100 R1 MTH1 (wire braid steel)

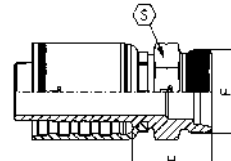
DADO PINZATO
 PER TUBO:
 SAE 100 R6
 SAE 100 R7
 SAE 100 R8
 SAE 100 R18
 SAE 100 R1 MTH1 (treccia acciaio)



THMML

CEL - METRIC MALE, 24° CONE, LIGHT
 CEL - MASCHIO METRICO, CONO 24°, SERIE LEGGERA

Thread - Filetto: METRIC
 Norm - Norma: DIN 3861




Code Codice	Thread Filetto	Hose Tubo		StandPipe Codolo	Dimensions Dimensioni		
		Inch/Pollici	DN(mm)		mm	S	H
TH03MM6L	M12x1,5	3/16"	5	6	12	21	350
TH03MM8L	M14x1,5	3/16"	5	8	14	21	350
TH04MM6L	M12x1,5	1/4"	6,3	6	12	21	350
TH04MM8L	M14x1,5	1/4"	6,3	8	14	21	350
TH04MM10L	M16x1,5	1/4"	6,3	10	17	23	350
TH04MM12L	M18x1,5	1/4"	6,3	12	19	23	350
TH05MM10L	M16x1,5	5/16"	8	10	17	23	325
TH05MM12L	M18x1,5	5/16"	8	12	19	23	325
TH06MM10L	M16x1,5	3/8"	10	10	17	23	280
TH06MM12L	M18x1,5	3/8"	10	12	19	23	280
TH06MM15L	M22x1,5	3/8"	10	15	22	25	280
TH08MM12L	M22x1,5	1/2"	12,5	15	22	26	245
TH08MM15L	M22x1,5	1/2"	12,5	15	22	26	245
TH08MM18L	M26x1,5	1/2"	12,5	18	27	28	245
TH10MM18L	M26x1,5	5/8"	16	18	27	28	195
TH10MM22L	M30x2	5/8"	16	22	30	30	195
TH12MM18L	M26x1,5	3/4"	19	18	27	29	165
TH12MM22L	M30x2	3/4"	19	22	30	31	165
TH16MM28L	M36x2	1"	25	28	36	35	145

notes

FOR HOSE:
 SAE 100 R6 from DN6,3 to DN25
 SAE 100 R7
 SAE 100 R8
 SAE 100 R18
 SAE 100 R1 MTH1 (wire braid steel)

PER TUBO:
 SAE 100 R6 da DN6,3 a DN25
 SAE 100 R7
 SAE 100 R8
 SAE 100 R18
 SAE 100 R1 MTH1 (treccia acciaio)

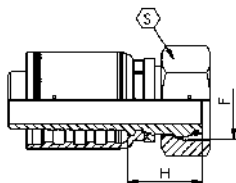


THFOSL

DKOL - METRIC O'RING FEMALE, 24° CONE, LIGHT
 DKOL - FEMMINA METRICA O'RING, CONO 24°, SERIE LEGGERA

Thread - Filetto: METRIC
 Norm - Norma: DIN 3865

Code Codice	Thread Filetto	Hose Tubo		StandPipe Codolo	Dimensions Dimensioni			
		Inch/Pollici	DN(mm)		mm	S	H	O-ring
TH03FOS6L	M12x1,5	3/16"	5	6	14	21	5x1	350
TH03FOS8L	M14x1,5	3/16"	5	8	17	21	6x1,5	350
TH04FOS6L	M12x1,5	1/4"	6,3	6	15	23	5x1	350
TH04FOS8L	M14x1,5	1/4"	6,3	8	17	22	6x1,5	350
TH04FOS10L	M16x1,5	1/4"	6,3	10	19	24	7,5x1,5	350
TH04FOS12L	M18x1,5	1/4"	6,3	12	22	24	9x1,5	350
TH05FOS10L	M16x1,5	5/16"	8	10	19	24	7,5x1,5	325
TH05FOS12L	M18x1,5	5/16"	8	12	22	24	9x1,5	325
TH06FOS10L	M16x1,5	3/8"	10	10	19	23	7,5x1,5	280
TH06FOS12L	M18x1,5	3/8"	10	12	22	24	9x1,5	280
TH06FOS15L	M22x1,5	3/8"	10	15	27	24,5	12x2	280
TH08FOS12L	M18x1,5	1/2"	12,5	12	22	28	9x1,5	245
TH08FOS15L	M22x1,5	1/2"	12,5	15	27	25	12x2	245
TH08FOS18L	M26x1,5	1/2"	12,5	18	32	26	15x2	245
TH10FOS15L	M22x1,5	5/8"	16	15	27	35	12x2	195
TH10FOS18L	M26x1,5	5/8"	16	18	32	27	15x2	195
TH10FOS22L	M30x2	5/8"	16	22	36	28	20x2	195
TH12FOS18LP	M26x1,5	3/4"	19	18	32	34	15x2	165
TH12FOS22L	M30x2	3/4"	19	22	36	31	20x2	165
TH12FOS28L	M36x2	3/4"	19	28	41	31,5	26x2	165
TH16FOS28L	M36x2	1"	25	28	41	32	26x2	145



notes

FOR HOSE:
 SAE 100 R6 from DN6,3 to DN25
 SAE 100 R7
 SAE 100 R8
 SAE 100 R18
 SAE 100 R1 MTH1 (wire braid steel)

PER TUBO:
 SAE 100 R6 da DN6,3 a DN25
 SAE 100 R7
 SAE 100 R8
 SAE 100 R18
 SAE 100 R1 MTH1 (treccia acciaio)

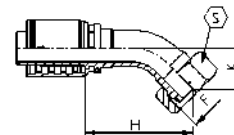


THFOSL45

DKOL 45° - METRIC O'RING FEMALE 45°, 24° CONE, LIGHT
 DKOL 45° - FEMMINA 45° METRICA O'RING, CONO 24°, SERIE LEGGERA

Thread - Filetto: METRIC
 Norm - Norma: DIN 3865

Code Codice	Thread Filetto	Hose Tubo		Standpipe Codolo	Dimensions Dimensioni				
		Inch	DN (mm)		mm	S	H	K	O-ring
TH03FOS6L45	M12x1,5	3/16"	5	6	14	34	14	5x1	350
TH03FOS8L45	M14x1,5	3/16"	5	8	17	35	14	6x1,5	350
TH04FOS6L45	M12x1,5	1/4"	6,3	6	15	35	14	5x1	350
TH04FOS8L45	M14x1,5	1/4"	6,3	8	17	36	14	6x1,5	350
TH04FOS10L45	M16x1,5	1/4"	6,3	10	19	38	16	7,5x1,5	350
TH04FOS12L45	M18x1,5	1/4"	6,3	12	22	39	17	9x1,5	350
TH05FOS10L45	M16x1,5	5/16"	8	10	19	39	17	7,5x1,5	325
TH05FOS12L45	M18x1,5	5/16"	8	12	22	39	18	9x1,5	325
TH06FOS10L45	M16x1,5	3/8"	10	10	19	39	16	7,5x1,5	280
TH06FOS12L45	M18x1,5	3/8"	10	12	22	40	18	9x1,5	280
TH06FOS15L45	M22x1,5	3/8"	10	15	27	42	19	12x2	280
TH08FOS15L45	M22x1,5	1/2"	12,5	15	27	46	19	12x2	245
TH08FOS18L45	M26x1,5	1/2"	12,5	18	32	47	21	15x2	245
TH10FOS18L45	M26x1,5	5/8"	16	18	32	53	22	15x2	195
TH10FOS22L45	M30x2	5/8"	16	22	36	54	23	20x2	195
TH12FOS18LP45	M26x1,5	3/4"	19	18	32	66	29	15x2	165
TH12FOS22L45	M30x2	3/4"	19	22	36	62	25	20x2	165
TH16FOS28L45	M36x2	1"	25	28	41	80	31	26x2	145



notes

FOR HOSE:
 SAE 100 R6 from DN6,3 to DN25
 SAE 100 R7
 SAE 100 R8
 SAE 100 R18
 SAE 100 R1 MTH1 (wire braid steel)

PER TUBO:
 SAE 100 R6 da DN6,3 a DN25
 SAE 100 R7
 SAE 100 R8
 SAE 100 R18
 SAE 100 R1 MTH1 (treccia acciaio)

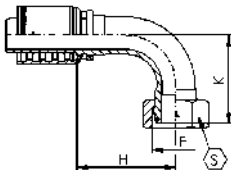
THFOSL90

DKOL 90° - METRIC O'RING FEMALE 90°, 24° CONE, LIGHT
 DKOL 90° - FEMMINA 90° METRICA O'RING, CONO 24°, SERIE LEGGERA

Thread - Filetto: METRIC
 Norm - Norma: DIN 3865



Code Codice	Thread Filetto	Hose Tubo		Standpipe Codolo	Dimensions Dimensioni				
		Inch	DN (mm)		mm	S	H	K	O-ring
TH03FOS6L90	M12x1,5	3/16"	5	6	14	27	28	5x1	350
TH03FOS8L90	M14x1,5	3/16"	5	8	17	27	28	6x1,5	350
TH04FOS6L90	M12x1,5	1/4"	6,3	6	15	26	26	5x1	350
TH04FOS8L90	M14x1,5	1/4"	6,3	8	17	29	29	6x1,5	350
TH04FOS10L90	M16x1,5	1/4"	6,3	10	19	29	30	7,5x1,5	350
TH04FOS12L90	M18x1,5	1/4"	6,3	12	22	29	32	9x1,5	350
TH05FOS10L90	M16x1,5	5/16"	8	10	19	31	33	7,5x1,5	325
TH05FOS12L90	M18x1,5	5/16"	8	12	22	28	32	9x1,5	325
TH06FOS10L90	M16x1,5	3/8"	10	10	19	31	31	7,5x1,5	280
TH06FOS12L90	M18x1,5	3/8"	10	12	22	31	33	9x1,5	280
TH06FOS15L90	M22x1,5	3/8"	10	15	27	31	35	12x2	280
TH08FOS15L90	M22x1,5	1/2"	12,5	15	27	37	38	12x2	245
TH08FOS18L90	M26x1,5	1/2"	12,5	18	32	37	40	15x2	245
TH10FOS18L90	M26x1,5	5/8"	16	18	32	44	45	15x2	195
TH10FOS22L90	M30x2	5/8"	16	22	36	44	47	20x2	195
TH12FOS18LP90	M26x1,5	3/4"	19	18	32	54	57	15x2	165
TH12FOS22L90	M30x2	3/4"	19	22	36	54	52	20x2	165
TH16FOS28L90	M36x2	1"	25	28	41	70	66	26x2	145



notes

FOR HOSE:
 SAE 100 R6 from DN6,3 to DN25
 SAE 100 R7
 SAE 100 R8
 SAE 100 R18
 SAE 100 R1 MTH1 (wire braid steel)

PER TUBO:
 SAE 100 R6 da DN6,3 a DN25
 SAE 100 R7
 SAE 100 R8
 SAE 100 R18
 SAE 100 R1 MTH1 (treccia acciaio)

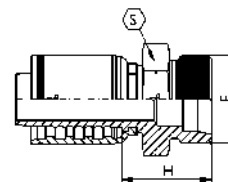
THMMS

CES - METRIC MALE, 24° CONE, HEAVY
 CES - MASCHIO METRICO, CONO 24°, SERIE PESANTE

Thread - Filetto: METRIC
 Norm - Norma: DIN 3861



Code Codice	Thread Filetto	Hose Tubo		StandPipe Codolo	Dimensions Dimensioni		
		Inch/Pollici	DN(mm)		mm	S	H
TH03MM6S	M14x1,5	3/16"	5	6	14	23	350
TH03MM8S	M16x1,5	3/16"	5	8	17	23	350
TH04MM6S	M14x1,5	1/4"	6,3	6	14	23	350
TH04MM8S	M16x1,5	1/4"	6,3	8	17	23	350
TH04MM10S	M18x1,5	1/4"	6,3	10	19	24	350
TH04MM12S	M20x1,5	1/4"	6,3	12	22	25	350
TH05MM10S	M18x1,5	5/16"	8	10	19	24	325
TH05MM12S	M20x1,5	5/16"	8	12	22	25	325
TH06MM10S	M18x1,5	3/8"	10	10	19	24	280
TH06MM12S	M20x1,5	3/8"	10	12	22	25	280
TH06MM14S	M22x1,5	3/8"	10	14	22	27	280
TH08MM14S	M22x1,5	1/2"	12,5	14	22	28	245
TH08MM16S	M24x1,5	1/2"	12,5	16	24	29	245
TH10MM20S	M30x2	5/8"	16	20	30	32	195
TH12MM20S	M30x2	3/4"	19	20	30	33	165
TH12MM25S	M36x2	3/4"	19	25	36	37	165
TH16MM25S	M36x2	1"	25	25	36	39	145
TH16MM30S	M42x2	1"	25	30	46	43	145



notes

FOR HOSE:
 SAE 100 R6 from DN6,3 to DN25
 SAE 100 R7
 SAE 100 R8
 SAE 100 R18
 SAE 100 R1 MTH1 (wire braid steel)

PER TUBO:
 SAE 100 R6 da DN6,3 a DN25
 SAE 100 R7
 SAE 100 R8
 SAE 100 R18
 SAE 100 R1 MTH1 (treccia acciaio)

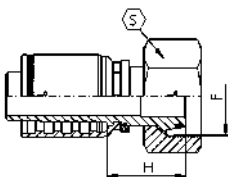


THFOSS

DKOS - METRIC O'RING FEMALE, 24° CONE, HEAVY
 DKOS - FEMMINA METRICA O'RING, CONO 24°, SERIE PESANTE

Thread - Filetto: METRIC
 Norm - Norma: DIN 3865

Code Codice	Thread Filetto	Hose Tubo		StandPipe Codolo	Dimensions Dimensioni			
		Inch/Pollici	DN(mm)		mm	S	H	O-ring
TH04FOS6S	M14x1,5	1/4"	6,3	6	17	23	5x1	350
TH04FOS8S	M16x1,5	1/4"	6,3	8	19	22	6x1,5	350
TH04FOS10S	M18x1,5	1/4"	6,3	10	22	24	7,5x1,5	350
TH04FOS12S	M20x1,5	1/4"	6,3	12	24	24	9x1,5	350
TH05FOS10S	M18x1,5	5/16"	8	10	22	24	7,5x1,5	325
TH05FOS12S	M20x1,5	5/16"	8	12	24	24	9x1,5	325
TH06FOS10S	M18x1,5	3/8"	10	10	22	25	7,5x1,5	280
TH06FOS12S	M20x1,5	3/8"	10	12	24	24	9x1,5	280
TH06FOS14S	M22x1,5	3/8"	10	14	27	28	10x2	280
TH08FOS14S	M22x1,5	1/2"	12,5	14	27	28	10x2	245
TH08FOS16S	M24x1,5	1/2"	12,5	16	30	29	12x2	245
TH10FOS16S	M24x1,5	5/8"	16	16	30	35	12x2	195
TH10FOS20S	M30x2	5/8"	16	20	36	33	16,3x2,4	195
TH12FOS20S	M30x2	3/4"	19	20	36	36	16,3x2,4	165
TH12FOS25S	M36x2	3/4"	19	25	46	38	20,3x2,4	165
TH16FOS25S	M36x2	1"	25	25	46	40	22x2	145
TH16FOS30S	M42x2	1"	25	30	50	40	25,3x2,4	145



notes

FOR HOSE:
 SAE 100 R6
 SAE 100 R7
 SAE 100 R8
 SAE 100 R18
 SAE 100 R1 MTH1 (wire braid steel)

PER TUBO:
 SAE 100 R6
 SAE 100 R7
 SAE 100 R8
 SAE 100 R18
 SAE 100 R1 MTH1 (treccia acciaio)

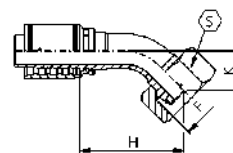


THFOSS45

DKOS 45° - METRIC O'RING FEMALE 45°, 24° CONE, HEAVY
 DKOS 45° - FEMMINA 45° METRICA O'RING, CONO 24°, SERIE PESANTE

Thread - Filetto: METRIC
 Norm - Norma: DIN 3865

Code Codice	Thread Filetto	Hose Tubo		Standpipe Codolo	Dimensions Dimensioni				
		Inch	DN (mm)		mm	S	H	K	O-ring
TH03FOS6S45	M14x1,5	3/16"	5	6	17	34	14	5x1	350
TH03FOS8S45	M16x1,5	3/16"	5	8	19	35	14	6x1,5	350
TH04FOS6S45	M14x1,5	1/4"	6,3	6	17	35	14	5x1	350
TH04FOS8S45	M16x1,5	1/4"	6,3	8	19	36	14	6x1,5	350
TH04FOS10S45	M18x1,5	1/4"	6,3	10	22	38	16	7,5x1,5	350
TH04FOS12S45	M20x1,5	1/4"	6,3	12	24	39	17	9x1,5	350
TH05FOS10S45	M18x1,5	5/16"	8	10	22	39	17	7,5x1,5	325
TH05FOS12S45	M20x1,5	5/16"	8	12	24	39	18	9x1,5	325
TH06FOS10S45	M18x1,5	3/8"	10	10	22	40	17	7,5x1,5	280
TH06FOS12S45	M20x1,5	3/8"	10	12	24	40	18	9x1,5	280
TH06FOS14S45	M22x1,5	3/8"	10	14	27	42	19	10x2	280
TH08FOS14S45	M22x1,5	1/2"	12,5	14	27	46	20	10x2	245
TH08FOS16S45	M24x1,5	1/2"	12,5	16	30	47	21	12x2	245
TH10FOS20S45	M30x2	5/8"	16	20	36	56	25	16,3x2,4	195
TH12FOS20S45	M30x2	3/4"	19	20	36	64	27	16,3x2,4	165
TH12FOS25S45	M36x2	3/4"	19	25	46	64	28	20,3x2,4	165
TH16FOS25S45	M36x2	1"	25	25	46	82	34	22x2	145
TH16FOS30S45	M42x2	1"	25	30	50	80	31	25,3x2,4	145



notes

FOR HOSE:
 SAE 100 R6 from DN6,3 to DN25
 SAE 100 R7
 SAE 100 R8
 SAE 100 R18
 SAE 100 R1 MTH1 (wire braid steel)

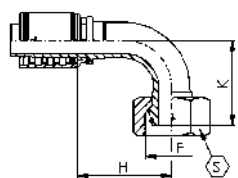
PER TUBO:
 SAE 100 R6 da DN6,3 a DN25
 SAE 100 R7
 SAE 100 R8
 SAE 100 R18
 SAE 100 R1 MTH1 (treccia acciaio)

THFOSS90

DKOS 90° - METRIC O'RING FEMALE 90°, 24° CONE, HEAVY
 DKOS 90° - FEMMINA 90° METRICA O'RING, CONO 24°, SERIE PESANTE

Thread - Filetto: METRIC
 Norm - Norma: DIN 3865

Code Codice	Thread Filetto	Hose Tubo		Standpipe Codolo	Dimensions Dimensioni				
		Inch	DN (mm)		mm	S	H	K	O-ring
TH03FOS6S90	M14x1,5	3/16"	5	6	17	27	28	5x1	350
TH03FOS8S90	M16x1,5	3/16"	5	8	19	27	28	6x1,5	350
TH04FOS6S90	M14x1,5	1/4"	6,3	6	17	25	26	5x1	350
TH04FOS8S90	M16x1,5	1/4"	6,3	8	19	29	29	6x1,5	350
TH04FOS10S90	M18x1,5	1/4"	6,3	10	22	29	30	7,5x1,5	350
TH04FOS12S90	M20x1,5	1/4"	6,3	12	24	29	32	9x1,5	350
TH05FOS10S90	M18x1,5	5/16"	8	10	22	31	33	7,5x1,5	325
TH05FOS12S90	M20x1,5	5/16"	8	12	24	28	32	9x1,5	325
TH06FOS10S90	M18x1,5	3/8"	10	10	22	30	33	7,5x1,5	280
TH06FOS12S90	M20x1,5	3/8"	10	12	24	31	33	9x1,5	280
TH06FOS14S90	M22x1,5	3/8"	10	14	27	34	37	10x2	280
TH08FOS14S90	M22x1,5	1/2"	12,5	14	27	39	41	10x2	245
TH08FOS16S90	M24x1,5	1/2"	12,5	16	30	39	42	12x2	245
TH10FOS16S90	M24x1,5	5/8"	16	16	30	45,5	59,5	12x2	195
TH10FOS20S90	M30x2	5/8"	16	20	36	44	49	16,3x2,4	195
TH12FOS20S90	M30x2	3/4"	19	20	36	54	55	16,3x2,4	165
TH12FOS25S90	M36x2	3/4"	19	25	46	54	57	20,3x2,4	165
TH16FOS25S90	M36x2	1"	25	25	46	70	70	22x2	145
TH16FOS30S90	M42x2	1"	25	30	50	70	66	25,3x2,4	145



notes

FOR HOSE:
 SAE 100 R6 from DN6,3 to DN25
 SAE 100 R7
 SAE 100 R8
 SAE 100 R18
 SAE 100 R1 MTH1 (wire braid steel)

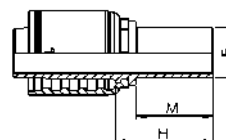
PER TUBO:
 SAE 100 R6 da DN6,3 a DN25
 SAE 100 R7
 SAE 100 R8
 SAE 100 R18
 SAE 100 R1 MTH1 (treccia acciaio)



THET

METRIC STANDPIPE
 FEMMINA METRICA TUBOLARE

Code Codice	Hose Tubo		Standpipe Codolo (E)	Dimensions (mm) Dimensioni (mm)		
	Inch/Pollici	DN(mm)		mm	H	M
TH0306ET	3/16"	5	6	27	21	350
TH0308ET	3/16"	5	8	29	23	350
TH0310ET	3/16"	5	10	31,5	25	350
TH0406ET	1/4"	6,3	6	27,5	21	350
TH0408ET	1/4"	6,3	8	29,5	23	350
TH0410ET	1/4"	6,3	10	31,5	25	350
TH0412ET	1/4"	6,3	12	32	25	350
TH0508ET	5/16"	8	8	30	23	325
TH0510ET	5/16"	8	10	31,5	25	325
TH0512ET	5/16"	8	12	31,5	25	325
TH0610ET	3/8"	10	10	28,5	22	280
TH0612ET	3/8"	10	12	31,5	25	280
TH0614ET	3/8"	10	14	34,5	28	280
TH0615ET	3/8"	10	15	30,5	24	280
TH0812ET	1/2"	12,5	12	32,5	25	245
TH0814ET	1/2"	12,5	14	35,5	28	245
TH0815ET	1/2"	12,5	15	31,5	24	245
TH0816ET	1/2"	12,5	16	36,5	29	245
TH0818ET	1/2"	12,5	18	33,5	26	245
TH1016ET	5/8"	16	16	36,5	29	195
TH1018ET	5/8"	16	18	33,5	26	195
TH1020ET	5/8"	16	20	42,5	35	195
TH1022ET	5/8"	16	22	35,5	28	195
TH1218ET	3/4"	19	18	35	26	165
TH1220ET	3/4"	19	20	44	35	165
TH1222ET	3/4"	19	22	37	28	165
TH1225ET	3/4"	19	25	48	39	165
TH1625ET	1"	25	25	49,5	39	145
TH1628ET	1"	25	28	39,5	29	145
TH1630ET	1"	25	30	53,5	43	145



notes

FOR HOSE:
 SAE 100 R6 from DN6,3 to DN25
 SAE 100 R7
 SAE 100 R8
 SAE 100 R18
 SAE 100 R1 MTH1 (wire braid steel)

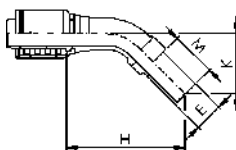
PER TUBO:
 SAE 100 R6 da DN6,3 a DN25
 SAE 100 R7
 SAE 100 R8
 SAE 100 R18
 SAE 100 R1 MTH1 (treccia acciaio)

THET45

METRIC STANDPIPE 45°
FEMMINA METRICA TUBOLARE 45°



Code Codice	Hose Tubo		Standpipe Codolo (E)	Dimensions (mm) Dimensioni (mm)			
	Inch/Pollici	DN(mm)		mm	H	K	M
TH0306ET45	3/16"	5	6	40	21	21	350
TH0308ET45	3/16"	5	8	41	22	23	350
TH0406ET45	1/4"	6,3	6	44	24	21	350
TH0408ET45	1/4"	6,3	8	44	24	23	350
TH0410ET45	1/4"	6,3	10	46	25	25	350
TH0412ET45	1/4"	6,3	12	47	26	25	350
TH0510ET45	5/16"	8	10	48	26	25	325
TH0512ET45	5/16"	8	12	48	26	25	325
TH0610ET45	3/8"	10	10	49	26	22	280
TH0612ET45	3/8"	10	12	50	27	25	280
TH0614ET45	3/8"	10	14	52	29	28	280
TH0615ET45	3/8"	10	15	49	26	24	280
TH0812ET45	1/2"	12,5	12	57	30	25	245
TH0814ET45	1/2"	12,5	14	58	31	28	245
TH0815ET45	1/2"	12,5	15	55	28	24	245
TH0816ET45	1/2"	12,5	16	58	32	29	245
TH0818ET45	1/2"	12,5	18	56	30	26	245
TH1018ET45	5/8"	16	18	62	31	26	195
TH1020ET45	5/8"	16	20	68	37	35	195
TH1022ET45	5/8"	16	22	61	30	28	195
TH1218ET45	3/4"	19	18	76	38	26	165
TH1220ET45	3/4"	19	20	76	39	35	165
TH1222ET45	3/4"	19	22	71	34	28	165
TH1225ET45	3/4"	19	25	79	41	39	165
TH1625ET45	1"	25	25	101	52	39	145
TH1628ET45	1"	25	28	94	45	29	145
TH1630ET45	1"	25	30	97	48	43	145



notes

FOR HOSE:
SAE 100 R6 from DN6,3 to DN25
SAE 100 R7
SAE 100 R8
SAE 100 R18
SAE 100 R1 MTH1 (wire braid steel)

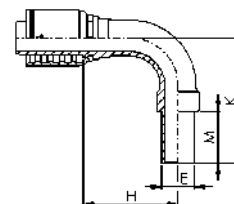
PER TUBO:
SAE 100 R6 da DN6,3 a DN25
SAE 100 R7
SAE 100 R8
SAE 100 R18
SAE 100 R1 MTH1 (treccia acciaio)

THET90

METRIC STANDPIPE 90°
FEMMINA METRICA TUBOLARE 90°



Code Codice	Hose Tubo		Standpipe Codolo (E)	Dimensions (mm) Dimensioni (mm)			
	Inch/Pollici	DN(mm)		mm	H	K	M
TH0306ET90	3/16"	5	6	21	34	21	350
TH0308ET90	3/16"	5	8	21	36	23	350
TH0406ET90	1/4"	6,3	6	26	39	21	350
TH0408ET90	1/4"	6,3	8	26	39	23	350
TH0410ET90	1/4"	6,3	10	26	41	25	350
TH0412ET90	1/4"	6,3	12	26	43	25	350
TH0510ET90	5/16"	8	10	28	44	25	325
TH0512ET90	5/16"	8	12	28	44	25	325
TH0610ET90	3/8"	10	10	31	45	22	280
TH0612ET90	3/8"	10	12	31	46	25	280
TH0614ET90	3/8"	10	14	31	49	28	280
TH0615ET90	3/8"	10	15	31	45	24	280
TH0812ET90	1/2"	12,5	12	38	54	25	245
TH0814ET90	1/2"	12,5	14	38	55	28	245
TH0815ET90	1/2"	12,5	15	38	51	24	245
TH0816ET90	1/2"	12,5	16	38	56	29	245
TH0818ET90	1/2"	12,5	18	38	53	26	245
TH1018ET90	5/8"	16	18	45	57	26	195
TH1020ET90	5/8"	16	20	45	66	35	195
TH1022ET90	5/8"	16	22	45	56	28	195
TH1218ET90	3/4"	19	18	54	70	26	165
TH1220ET90	3/4"	19	20	54	70	35	165
TH1222ET90	3/4"	19	22	54	64	28	165
TH1225ET90	3/4"	19	25	54	75	39	165
TH1625ET90	1"	25	25	70	96	39	145
TH1628ET90	1"	25	28	70	86	29	145
TH1630ET90	1"	25	30	70	90	43	145



notes

FOR HOSE:
SAE 100 R6 from DN6,3 to DN25
SAE 100 R7
SAE 100 R8
SAE 100 R18
SAE 100 R1 MTH1 (wire braid steel)

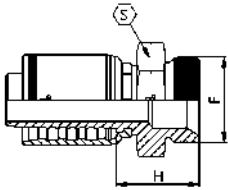
PER TUBO:
SAE 100 R6 da DN6,3 a DN25
SAE 100 R7
SAE 100 R8
SAE 100 R18
SAE 100 R1 MTH1 (treccia acciaio)



THMW

AGM - METRIC MALE, 60° CONE
 AGM - MASCHIO METRICO, CONO 60°

Thread - Filetto: METRIC



Code Codice	Thread Filetto	Hose Tubo		Dimensions Dimensioni		
		Inch/Pollici	DN(mm)	S	H	WPbar
TH04MW10C	M10x1	1/4"	6,3	14	19	350
TH04MW12A	M12x1,5	1/4"	6,3	17	24	350
TH04MW14A	M14x1,5	1/4"	6,3	19	24	350
TH04MW16A	M16x1,5	1/4"	6,3	22	25	350
TH04MW18A	M18x1,5	1/4"	6,3	24	26	350
TH05MW14A	M14x1,5	5/16"	8	19	24	325
TH05MW16A	M16x1,5	5/16"	8	22	25	325
TH05MW18A	M18x1,5	5/16"	8	24	26	325
TH06MW14A	M14x1,5	3/8"	10	19	24	280
TH06MW16A	M16x1,5	3/8"	10	22	25	280
TH06MW18A	M18x1,5	3/8"	10	24	26	280
TH06MW20A	M20x1,5	3/8"	10	27	29	280
TH06MW22A	M22x1,5	3/8"	10	27	29	280
TH08MW18A	M18x1,5	1/2"	12,5	24	27	245
TH08MW20A	M20x1,5	1/2"	12,5	27	30	245
TH08MW22A	M22x1,5	1/2"	12,5	27	30	245
TH08MW24A	M24x1,5	1/2"	12,5	30	30	245
TH08MW26A	M26x1,5	1/2"	12,5	32	33	245
TH10MW26A	M26x1,5	5/8"	16	32	33	195
TH12MW26A	M26x1,5	3/4"	19	32	34	165
TH12MW30A	M30x1,5	3/4"	19	36	35	165
TH16MW38A	M38x1,5	1"	25	46	38,5	145

notes

FOR HOSE:
 SAE 100 R6
 SAE 100 R7
 SAE 100 R8
 SAE 100 R18
 SAE 100 R1 MTH1 (wire braid steel)

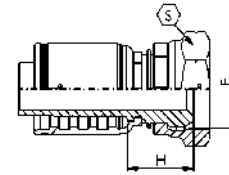
PER TUBO:
 SAE 100 R6
 SAE 100 R7
 SAE 100 R8
 SAE 100 R18
 SAE 100 R1 MTH1 (treccia acciaio)



THFWP

DKM - METRIC FEMALE, 60° CONE
 DKM - FEMMINA METRICA, CONO 60°

Thread - Filetto: METRIC



Code Codice	Thread Filetto	Hose Tubo		Dimensions Dimensioni		
		Inch	DN (mm)	S	H	WPbar
TH04FWP10C	M10x1	1/4"	6,3	17	17	350
TH04FWP12A	M12x1,5	1/4"	6,3	15	16,5	350
TH04FWP14A	M14x1,5	1/4"	6,3	17	18,5	350
TH04FWP16A	M16x1,5	1/4"	6,3	19	18,5	350
TH04FWP18A	M18x1,5	1/4"	6,3	22	21,5	350
TH05FWP14A	M14x1,5	5/16"	8	17	19	325
TH05FWP16A	M16x1,5	5/16"	8	19	18	325
TH05FWP18A	M18x1,5	5/16"	8	22	21,5	325
TH06FWP14A	M14x1,5	3/8"	10	17	19,5	280
TH06FWP16A	M16x1,5	3/8"	10	19	18,5	280
TH06FWP18A	M18x1,5	3/8"	10	22	20,5	280
TH06FWP20A	M20x1,5	3/8"	10	24	20,5	280
TH06FWP22A	M22x1,5	3/8"	10	27	23	280
TH08FWP18A	M18x1,5	1/2"	12,5	22	22,5	245
TH08FWP20A	M20x1,5	1/2"	12,5	24	21,5	245
TH08FWP22A	M22x1,5	1/2"	12,5	27	23	245
TH08FWP24A	M24x1,5	1/2"	12,5	30	23,5	245
TH08FWP26A	M26x1,5	1/2"	12,5	32	27	245
TH10FWP22A	M22x1,5	5/8"	16	27	24	195
TH10FWP24A	M24x1,5	5/8"	16	30	22,5	195
TH10FWP26A	M26x1,5	5/8"	16	32	27	195
TH12FWP26A	M26x1,5	3/4"	19	32	26,5	165
TH12FWP30A	M30x1,5	3/4"	19	36	27	165
TH16FWP38A	M38x1,5	1"	25	46	31	145

notes

CRIMPING NUT
 FOR HOSE:
 SAE 100 R6
 SAE 100 R7
 SAE 100 R8
 SAE 100 R18
 SAE 100 R1 MTH1 (wire braid steel)

DADO PINZATO
 PER TUBO:
 SAE 100 R6
 SAE 100 R7
 SAE 100 R8
 SAE 100 R18
 SAE 100 R1 MTH1 (treccia acciaio)

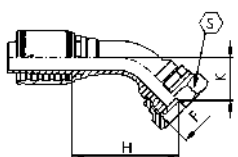
THFWP45

DKM - METRIC FEMALE 45°, 60° CONE
 DKM - FEMMINA 45° METRICA, CONO 60°

Thread - Filetto: METRIC



Code Codice	Thread Filetto	Hose Tubo		Dimensions Dimensioni			
		Inch	DN (mm)	S	H	K	WPbar
TH04FWP10C45	M10x1	1/4"	6,3	17	36	15,5	350
TH04FWP12A45	M12x1,5	1/4"	6,3	15	35	14,5	350
TH04FWP14A45	M14x1,5	1/4"	6,3	17	37	16	350
TH04FWP16A45	M16x1,5	1/4"	6,3	19	37	16	350
TH04FWP18A45	M18x1,5	1/4"	6,3	22	40	19	350
TH05FWP14A45	M14x1,5	5/16"	8	17	39	18	325
TH05FWP16A45	M16x1,5	5/16"	8	19	38	16	325
TH05FWP18A45	M18x1,5	5/16"	8	22	41	19	325
TH06FWP14A45	M14x1,5	3/8"	10	17	41	18	280
TH06FWP16A45	M16x1,5	3/8"	10	19	39	16	280
TH06FWP18A45	M18x1,5	3/8"	10	22	42	19	280
TH06FWP20A45	M20x1,5	3/8"	10	24	42	18	280
TH06FWP22A45	M22x1,5	3/8"	10	27	44	21	280
TH08FWP18A45	M18x1,5	1/2"	12,5	22	49	22	245
TH08FWP20A45	M20x1,5	1/2"	12,5	24	47	20	245
TH08FWP22A45	M22x1,5	1/2"	12,5	27	49	22	245
TH08FWP24A45	M24x1,5	1/2"	12,5	30	49	22	245
TH08FWP26A45	M26x1,5	1/2"	12,5	32	53	26	245
TH10FWP22A45	M22x1,5	5/8"	16	27	57	26	195
TH10FWP24A45	M24x1,5	5/8"	16	30	54	24	195
TH10FWP26A45	M26x1,5	5/8"	16	32	57	26	195
TH10FWP27A45	M27x1,5	5/8"	16	32	57	26	195
TH12FWP26A45	M26x1,5	3/4"	19	32	66	28	165
TH12FWP27A45	M27x1,5	3/4"	19	32	66	28	165
TH12FWP30A45	M30x1,5	3/4"	19	36	66	29	165
TH16FWP38A45	M38x1,5	1"	25	46	84	35	145



notes

CRIMPED NUT
 FOR HOSE:
 SAE 100 R6
 SAE 100 R7
 SAE 100 R8
 SAE 100 R18
 SAE 100 R1 MTH1 (wire braid steel)

DADO PINZATO
 PER TUBO:
 SAE 100 R6
 SAE 100 R7
 SAE 100 R8
 SAE 100 R18
 SAE 100 R1 MTH1 (treccia acciaio)

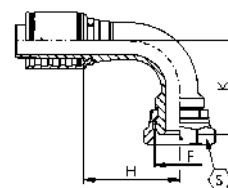
THFWP90

DKM - METRIC FEMALE 90°, 60° CONE
 DKM - FEMMINA 90° METRICA, CONO 60°

Thread - Filetto: METRIC



Code Codice	Thread Filetto	Hose Tubo		Dimensions Dimensioni			
		Inch	DN (mm)	S	H	K	WPbar
TH04FWP10C90	M10x1	1/4"	6,3	17	26	28	350
TH04FWP12A90	M12x1,5	1/4"	6,3	15	26	26	350
TH04FWP14A90	M14x1,5	1/4"	6,3	17	26	28	350
TH04FWP16A90	M16x1,5	1/4"	6,3	19	26	29	350
TH04FWP18A90	M18x1,5	1/4"	6,3	22	26	32	350
TH05FWP14A90	M14x1,5	5/16"	8	17	28	31	325
TH05FWP16A90	M16x1,5	5/16"	8	19	28	30	325
TH05FWP18A90	M18x1,5	5/16"	8	22	28	34	325
TH06FWP14A90	M14x1,5	3/8"	10	17	31	34	280
TH06FWP16A90	M16x1,5	3/8"	10	19	31	31	280
TH06FWP18A90	M18x1,5	3/8"	10	22	31	35	280
TH06FWP20A90	M20x1,5	3/8"	10	24	31	36	280
TH06FWP22A90	M22x1,5	3/8"	10	27	31	38	280
TH08FWP18A90	M18x1,5	1/2"	12,5	22	37	42	245
TH08FWP20A90	M20x1,5	1/2"	12,5	24	37	40	245
TH08FWP22A90	M22x1,5	1/2"	12,5	27	37	42	245
TH08FWP24A90	M24x1,5	1/2"	12,5	30	37	43	245
TH08FWP26A90	M26x1,5	1/2"	12,5	32	37	48	245
TH10FWP22A90	M22x1,5	5/8"	16	27	45	50	195
TH10FWP24A90	M24x1,5	5/8"	16	30	45	46	195
TH10FWP26A90	M26x1,5	5/8"	16	32	45	50	195
TH10FWP27A90	M27x1,5	5/8"	16	32	45	50	195
TH12FWP26A90	M26x1,5	3/4"	19	32	54	56	165
TH12FWP27A90	M27x1,5	3/4"	19	32	54	56	165
TH12FWP30A90	M30x1,5	3/4"	19	36	54	57	165
TH16FWP38A90	M38x1,5	1"	25	46	70	71	145



notes

CRIMPED NUT
 FOR HOSE:
 SAE 100 R6
 SAE 100 R7
 SAE 100 R8
 SAE 100 R18
 SAE 100 R1 MTH1 (wire braid steel)

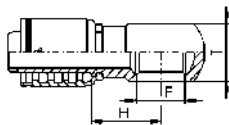
DADO PINZATO
 PER TUBO:
 SAE 100 R6
 SAE 100 R7
 SAE 100 R8
 SAE 100 R18
 SAE 100 R1 MTH1 (treccia acciaio)

THOM

RNM - METRIC BANJO
RNM - OCCHIO METRICO



Code Codice	Thread Filetto	Hose Tubo		Dimensions Dimensioni			
		Pollici/Inch	DN(mm)	H	F	T	WPbar
TH0312OM	M12x1,5	3/16"	5	21,1	12,1	12	200
TH0314OM	M14x1,5	3/16"	5	22,6	14,2	14	200
TH0412OM	M12x1,5	1/4"	6,3	23	12,1	12	200
TH0414OM	M14x1,5	1/4"	6,3	23	14,2	14	200
TH0416OM	M16x1,5	1/4"	6,3	26,5	16,2	17,5	200
TH0418OM	M18x1,5	1/4"	6,3	28,5	18,2	20,5	200
TH0512OM	M12x1,5	5/16"	8	23,5	12,1	12	200
TH0514OM	M14x1,5	5/16"	8	24	14,2	14	200
TH0516OM	M16x1,5	5/16"	8	26,5	16,2	17,5	200
TH0518OM	M18x1,5	5/16"	8	28,5	18,2	20,5	200
TH0614OM	M14x1,5	3/8"	10	24	14,2	14	200
TH0616OM	M16x1,5	3/8"	10	24	16,2	17,5	200
TH0618OM	M18x1,5	3/8"	10	27	18,2	20,5	200
TH0620OM	M20x1,5	3/8"	10	32	20,2	23	200
TH0622OM	M22x1,5	3/8"	10	32	22,2	22,5	200
TH0818OM	M18x1,5	1/2"	12,5	28,1	18,2	20,5	200
TH0820OM	M20x1,5	1/2"	12,5	28,5	20,2	23	200
TH0822OM	M22x1,5	1/2"	12,5	28,5	22,2	22,5	200
TH1022OM	M22x1,5	5/8"	16	27,2	22,2	22,5	195
TH1230OM	M30x1,5	3/4"	19	41,5	30,2	36	165
TH1630OM	M30x1,5	1"	25	43	30,2	36	145



notes

FOR HOSE:
SAE 100 R6 from DN6,3 to DN25
SAE 100 R7
SAE 100 R8
SAE 100 R18
SAE 100 R1 MTH1 (wire braid steel)

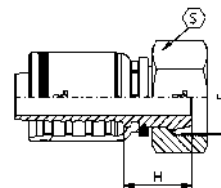
PER TUBO:
SAE 100 R6 da DN6,3 a DN25
SAE 100 R7
SAE 100 R8
SAE 100 R18
SAE 100 R1 MTH1 (treccia acciaio)

THFM

FEMALE MULTISEAL
FEMMINA MULTISEAL



Code Codice	Thread Filetto	Hose Tubo		Dimensions Dimensioni		
		Inch/Pollici	DN(mm)	S	H	WPbar
TH04FM8L	M14x1,5	1/4"	6,3	17	20	350
TH05FM10L	M16x1,5	5/16"	8	19	20	325
TH06FM10L	M16x1,5	3/8"	10	19	19	280
TH06FM12L	M18x1,5	3/8"	10	22	20	280
TH08FM15L	M22x1,5	1/2"	12,5	27	21	245
TH10FM18L	M26x1,5	5/8"	16	32	23	195



notes

FOR HOSE:
SAE 100 R6
SAE 100 R7
SAE 100 R8
SAE 100 R18
SAE 100 R1 MTH1 (wire braid steel)

PER TUBO:
SAE 100 R6
SAE 100 R7
SAE 100 R8
SAE 100 R18
SAE 100 R1 MTH1 (treccia acciaio)

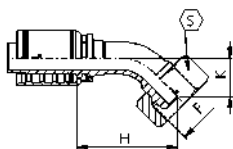


THFM45

FEMALE MULTISEAL 45°
FEMMINA MULTISEAL 45°

Thread - Filetto: METRIC

Code Codice	Thread Filetto	Hose Tubo		Standpipe Codolo	Dimensions Dimensioni			
		Inch	DN (mm)		mm	S	H	K
TH04FM8L45	M14x1,5	1/4"	6,3	8	17	35	13	350
TH05FM10L45	M16x1,5	5/16"	8	10	19	37	15	325
TH06FM12L45	M18x1,5	3/8"	10	12	22	39	15	280
TH08FM15L45	M22x1,5	1/2"	12,5	15	27	45	17	245
TH10FM18L45	M26x1,5	5/8"	16	18	32	52	20	195



notes

FOR HOSE:
SAE 100 R6
SAE 100 R7
SAE 100 R8
SAE 100 R18
SAE 100 R1 MTH1 (wire braid steel)

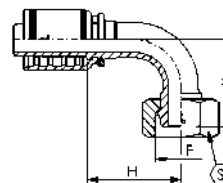
PER TUBO:
SAE 100 R6
SAE 100 R7
SAE 100 R8
SAE 100 R18
SAE 100 R1 MTH1 (treccia acciaio)



THFM90

FEMALE MULTISEAL 90°
FEMMINA MULTISEAL 90°

Code Codice	Thread Filetto	Hose Tubo		Standpipe Codolo	Dimensions Dimensioni			
		Inch	DN (mm)		mm	S	H	K
TH04FM8L90	M14x1,5	1/4"	6,3	8	17	29	27	350
TH05FM10L90	M16x1,5	5/16"	8	10	19	31	30	325
TH06FM12L90	M18x1,5	3/8"	10	12	22	31	30	280
TH08FM15L90	M22x1,5	1/2"	12,5	15	27	37	36	245
TH10FM18L90	M26x1,5	5/8"	16	18	32	45	42	195



notes

FOR HOSE:
SAE 100 R6
SAE 100 R7
SAE 100 R8
SAE 100 R18
SAE 100 R1 MTH1 (wire braid steel)

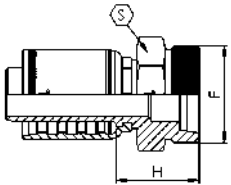
PER TUBO:
SAE 100 R6
SAE 100 R7
SAE 100 R8
SAE 100 R18
SAE 100 R1 MTH1 (treccia acciaio)




THMF

FRENCH METRIC MALE SERIES GAZ CONE 24°
 MASCHIO METRICO FRANCESE SERIE GAZ OGIVA 24°

Thread - Filetto: METRIC



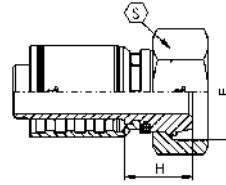
Code Codice	Thread Filetto	Hose Tubo		Dimensions Dimensioni		
		Inch/Pollici	DN(mm)	S	H	WPbar
TH0413MF	M20x1,5	1/4"	6,3	22	25	350
TH0513MF	M20x1,5	5/16"	8	22	25	325
TH0613MF	M20x1,5	3/8"	10	22	25	280
TH0617MF	M24x1,5	3/8"	10	24	26	280
TH0817MF	M24x1,5	1/2"	12,5	24	27	245
TH0821MF	M30x1,5	1/2"	12,5	30	30	245
TH1021MF	M30x1,5	5/8"	16	30	30	195
TH1221MF	M30x1,5	3/4"	19	30	31	165
TH1227MF	M36x1,5	3/4"	19	36	33	165
TH1633MF	M45x1,5	1"	25	46	38,5	145



THFF

FRENCH FEMALE SERIES GAZ CONE 24°
 FEMMINA METRICA SERIE GAZ OGIVA 24°

Thread - Filetto: METRIC



Code Codice	Thread Filetto	Hose Tubo		Standpipe Codolo	Dimensions Dimensioni		
		Inch	DN (mm)		mm	S	H
TH0413FF	M20x1,5	1/4"	6,3	13,25	24	22	350
TH0513FF	M20x1,5	5/16"	8	13,25	24	22	325
TH0613FF	M20x1,5	3/8"	10	13,25	24	21,5	280
TH0617FF	M24x1,5	3/8"	10	16,75	30	25,5	280
TH0817FF	M24x1,5	1/2"	12,5	16,75	30	25,5	245
TH0821FF	M30x1,5	1/2"	12,5	21,25	36	26,5	245
TH1021FF	M30x1,5	5/8"	16	21,25	36	26,5	195
TH1221FF	M30x1,5	3/4"	19	21,25	36	27,5	165
TH1227FF	M36x1,5	3/4"	19	26,75	41	29	165
TH1633FF	M45x1,5	1"	25	33,5	50	31,5	145

notes

FOR HOSE:
 SAE 100 R6
 SAE 100 R7
 SAE 100 R8
 SAE 100 R18
 SAE 100 R1 MTH1 (wire braid steel)

PER TUBO:
 SAE 100 R6
 SAE 100 R7
 SAE 100 R8
 SAE 100 R18
 SAE 100 R1 MTH1 (treccia acciaio)

notes

FOR HOSE:
 SAE 100 R6
 SAE 100 R7
 SAE 100 R8
 SAE 100 R18
 SAE 100 R1 MTH1 (wire braid steel)

PER TUBO:
 SAE 100 R6
 SAE 100 R7
 SAE 100 R8
 SAE 100 R18
 SAE 100 R1 MTH1 (treccia acciaio)

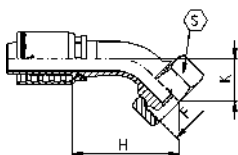


THFF45

FRENCH FEMALE 45° SERIES GAZ CONE 24°
FEMMINA 45° METRICA SERIE GAZ OGIVA 24°

Thread - Filetto: METRIC

Code Codice	Thread Filetto	Hose Tubo		Standpipe Codolo	Dimensions Dimensioni			
		Inch	DN (mm)		S	H	K	WPbar
TH0413FF45	M20x1,5	1/4"	6,3	13,25	24	38	16	350
TH0513FF45	M20x1,5	5/16"	8	13,25	24	38,5	16,5	325
TH0613FF45	M20x1,5	3/8"	10	13,25	24	39,5	16,5	280
TH0617FF45	M24x1,5	3/8"	10	16,75	30	43	20	280
TH0817FF45	M24x1,5	1/2"	12,5	16,75	30	47	20,5	245
TH0821FF45	M30x1,5	1/2"	12,5	21,25	36	48,5	22	245
TH1021FF45	M30x1,5	5/8"	16	21,25	36	52,5	22	195
TH1221FF45	M30x1,5	3/4"	19	21,25	36	60	23	165
TH1227FF45	M36x1,5	3/4"	19	26,75	41	62	25	165
TH1633FF45	M45x1,5	1"	25	33,5	50	78,5	30,5	145



notes

FOR HOSE:
SAE 100 R6
SAE 100 R7
SAE 100 R8
SAE 100 R18
SAE 100 R1 MTH1 (wire braid steel)

PER TUBO:
SAE 100 R6
SAE 100 R7
SAE 100 R8
SAE 100 R18
SAE 100 R1 MTH1 (treccia acciaio)

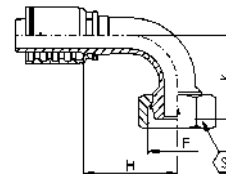


THFF90

FRENCH FEMALE 90° SERIES GAZ CONE 24°
FEMMINA 90° METRICA SERIE GAZ OGIVA 24°

Thread - Filetto: METRIC

Code Codice	Thread Filetto	Hose Tubo		Standpipe Codolo	Dimensions Dimensioni			
		Inch	DN (mm)		S	H	K	WPbar
TH0413FF90	M20x1,5	1/4"	6,3	13,25	24	26,5	29	350
TH0513FF90	M20x1,5	5/16"	8	13,25	24	28	30	325
TH0613FF90	M20x1,5	3/8"	10	13,25	24	30,5	31,5	280
TH0617FF90	M24x1,5	3/8"	10	16,75	30	30,5	37	280
TH0817FF90	M24x1,5	1/2"	12,5	16,75	30	37	40	245
TH0821FF90	M30x1,5	1/2"	12,5	21,25	36	37	42	245
TH1021FF90	M30x1,5	5/8"	16	21,25	36	44,5	44,5	195
TH1221FF90	M30x1,5	3/4"	19	21,25	36	53,5	48,5	165
TH1227FF90	M36x1,5	3/4"	19	26,75	41	53,5	52	165
TH1633FF90	M45x1,5	1"	25	33,5	50	69,5	64,5	145



notes

FOR HOSE:
SAE 100 R6
SAE 100 R7
SAE 100 R8
SAE 100 R18
SAE 100 R1 MTH1 (wire braid steel)

PER TUBO:
SAE 100 R6
SAE 100 R7
SAE 100 R8
SAE 100 R18
SAE 100 R1 MTH1 (treccia acciaio)

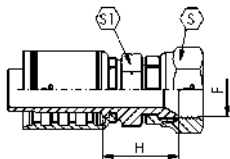


THFTC

JIS - JIS "TOYOTA" FEMALE DOUBLE HEXAGON, 60° CONE
 JIS - FEMMINA JIS "TOYOTA" DOPPIO ESAGONO, CONO 60°

Thread - Filetto: BSPP

Code Codice	Thread Filetto	Hose Tubo		Dimensions Dimensioni			
		Inch/Pollici	DN(mm)	S	S1	H	WPbar
TH0404FTC	1/4"-19	1/4"	6,3	19	17	21,5	350
TH0606FTC	3/8"-19	3/8"	10	22	19	22,5	280
TH0808FTC	1/2"-14	1/2"	12,5	27	22	26	245
TH1212FTC	3/4"-14	3/4"	19	32	27	31	165
TH1616FTC	1"-11	1"	25	41	36	36	145



notes

CRIMPED NUT
 FOR HOSE:
 SAE 100 R6
 SAE 100 R7
 SAE 100 R8
 SAE 100 R18
 SAE 100 R1 MTH1 (wire braid steel)

DADO PINZATO
 PER TUBO:
 SAE 100 R6
 SAE 100 R7
 SAE 100 R8
 SAE 100 R18
 SAE 100 R1 MTH1 (treccia acciaio)

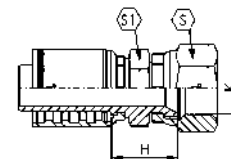


THFMG

JISK - JIS "KOMATSU" FEMALE DOUBLE HEXAGON, 60°
 JISK - FEMMINA JIS "KOMATSU" DOPPIO ESAGONO, CONO 60°

Thread - Filetto: METRIC

Code Codice	Thread Filetto	Hose Tubo		Dimensions Dimensioni			
		Inch/Pollici	DN(mm)	S	S1	H	WPbar
TH04FMG14A	M14x1,5	1/4"	6,3	19	17	21,5	350
TH05FMG16A	M16x1,5	5/16"	8	22	17	22	325
TH06FMG14A	M14x1,5	3/8"	10	19	17	21,5	280
TH06FMG16A	M16x1,5	3/8"	10	22	17	22	280
TH06FMG18A	M18x1,5	3/8"	10	24	19	22,5	280
TH08FMG22A	M22x1,5	1/2"	12,5	27	22	26	245
TH08FMG24A	M24x1,5	1/2"	12,5	32	27	30	245
TH10FMG24A	M24x1,5	5/8"	16	32	27	60	195
TH12FMG30A	M30x1,5	3/4"	19	36	32	33,5	165
TH16FMG33A	M33x1,5	1"	25	41	36	36	145



notes

CRIMPED NUT
 FOR HOSE:
 SAE 100 R6
 SAE 100 R7
 SAE 100 R8
 SAE 100 R18
 SAE 100 R1 MTH1 (wire braid steel)

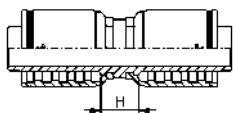
DADO PINZATO
 PER TUBO:
 SAE 100 R6
 SAE 100 R7
 SAE 100 R8
 SAE 100 R18
 SAE 100 R1 MTH1 (treccia acciaio)



THTH

HOSE JUNCTION
RACCORDO DOPPIO INSERTO

Code Codice	Hose Tubo		Dimensions Dimensioni	
	Inch/Pollici	Mm	H	WPbar
TH04TH	1/4"	6,3	13	350
TH05TH	5/16"	8	13	325
TH06TH	3/8"	10	13	280
TH08TH	1/2"	12,5	15	245
TH10TH	5/8"	16	16	195
TH12TH	3/4"	19	18	165
TH16TH	1"	25	21	145



notes

FOR HOSE:
SAE 100 R6
SAE 100 R7
SAE 100 R8
SAE 100 R18
SAE 100 R1 MTH1 (wire braid steel)

PER TUBO:
SAE 100 R6
SAE 100 R7
SAE 100 R8
SAE 100 R18
SAE 100 R1 MTH1 (treccia acciaio)

R5 FIT ONE PIECE FITTINGS

A dedicated range of one piece fittings specifically designed for your SAE100 R5 hose!

Un'intera gamma di raccordi pregraffati per il tuo tubo SAE100 R5!

R5 FITTINGS
RACCORDI R5




RFNPT



1

AGN - NPTF MALE
AGN - MASCHIO NPTF


RFFSM



2

NPSM FEMALE, 60° CONE
FEMMINA NPSM, CONO 60°


RFMI



3

AGJ - JIC MALE, 37° CONE
AGJ - MASCHIO JIC, CONO 37°

RFFICP



4

DKJ - JIC FEMALE DOUBLE HEXAGON,
37° CONE
DKJ - FEMMINA JIC DOPPIO ESAGONO,
CONO 37°


RFMG



17

AGR - BSPP MALE, 60° CONE
AGR - MASCHIO BSPP, CONO 60°


RFMGC



18

AGR K - BSPT MALE, 60° CONE
AGR K - MASCHIO BSPT, CONO 60°

RFFGP



19

DKR - BSP FEMALE, 60° CONE
DKR - FEMMINA BSP, CONO 60°

RFFGP45



20

DKR 45° - BSP FEMALE 45°, 60° CONE
DKR 45° - FEMMINA 45° BSP, CONO 60°

RFFIP45



5

DKJ 45° - JIC FEMALE 45°, 37° CONE
DKJ 45° - FEMMINA 45° JIC, CONO 37°

RFFIP90C



6

DKJ 90° - JIC FEMALE 90° SHORT, 37°
CONE
DKJ 90° - FEMMINA 90° JIC CORTA,
CONO 37°

RFFIP90



7

DKJ 90° - JIC FEMALE 90°, 37° CONE
DKJ 90° - FEMMINA 90° JIC, CONO 37°

RFFIP90L



8

DKJ 90° - JIC FEMALE 90° LONG, 37°
CONE
DKJ 90° - FEMMINA 90° JIC LUNGA,
CONO 37°


RFFGP90



21

DKR 90° - BSP FEMALE 90°, 60° CONE
DKR 90° - FEMMINA 90° BSP, CONO 60°


RFFGCP



22

DKR - BSP FEMALE DOUBLE HEXAGON,
60° CONE "NISSAN"
DKR - FEMMINA BSP DOPPIO ESAGONO,
CONO 60° "NISSAN"

RFFM



23

FEMALE MULTISEAL
FEMMINA MULTISEAL


RFFM45



24

FEMALE MULTISEAL 45°
FEMMINA MULTISEAL 45°


RFMJ



9

SAE MALE, 45° CONE
MASCHIO SAE, CONO 45°

RFFJCP



10

SAE FEMALE DOUBLE HEXAGON, 45°
CONE
FEMMINA SAE DOPPIO ESAGONO,
CONO 45°


RFFJP45



11

SAE FEMALE 45°, 45° CONE
FEMMINA 45° SAE, CONO 45°

RFMRS



12

AGO - ORFS MALE
AGO - MASCHIO ORFS


RFFM90



25

FEMALE MULTISEAL 90°
FEMMINA MULTISEAL 90°


RFFTC



26

JIS - JIS "TOYOTA" FEMALE DOUBLE
HEXAGON, 60° CONE
JIS - FEMMINA JIS "TOYOTA" DOPPIO
ESAGONO, CONO 60°


RFFMG



27

JIS - JIS "KOMATSU" FEMALE DOUBLE
HEXAGON, 60° CONE
JIS - FEMMINA JIS "KOMATSU"
DOPPIO ESAGONO, CONO 60°

RFFRC



13

DKO - ORFS FEMALE DOUBLE HEXAGON
DKO - FEMMINA DOPPIO ESAGONO
ORFS

RFFRS45



14

DKO 45° - ORFS FEMALE 45°
DKO 45° - FEMMINA 45° ORFS

RFFRS90C



15

DKO 90° - ORFS FEMALE 90° SHORT
DKO 90° - FEMMINA 90° ORFS CORTA

RFFRS90L



16

DKO 90° - ORFS FEMALE 90° LONG
DKO 90° - FEMMINA 90° ORFS LUNGA

index

1h

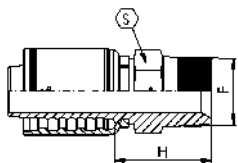


RFNPT

AGN - NPTF MALE
AGN - MASCHIO NPTF

Thread - Filetto: NPTF

Code Codice	Thread Filetto	Hose Tubo		Dimensions Dimensioni		
		Inch/Pollici	DN(mm)	S	H	WPbar
RF0302NPT	1/8"-27	3/16"	5	12	20,5	207
RF0304NPT	1/4"-18	3/16"	5	14	26,5	207
RF0402NPT	1/8"-27	1/4"	6,3	12	21	207
RF0404NPT	1/4"-18	1/4"	6,3	14	27	207
RF0406NPT	3/8"-18	1/4"	6,3	19	28,5	207
RF0408NPT	1/2"-14	1/4"	6,3	22	34	207
RF0504NPT	1/4"-18	5/16"	8	14	27	155
RF0506NPT	3/8"-18	5/16"	8	19	28,5	155
RF0508NPT	1/2"-14	5/16"	8	22	34	155
RF0806NPT	3/8"-18	1/2"	12,5	22	30,5	121
RF0808NPT	1/2"-14	1/2"	12,5	22	35	121
RF0812NPT	3/4"-14	1/2"	12,5	27	37	121
RF1008NPT	1/2"-14	5/8"	16	25	36	103
RF1012NPT	3/4"-14	5/8"	16	27	37	103



notes

FOR HOSE:
SAE 100 R5

PER TUBO:
SAE 100 R5

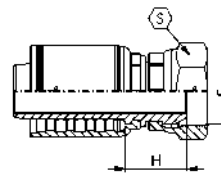


RFFSM

NPSM FEMALE, 60° CONE
FEMMINA NPSM, CONO 60°

Thread - Filetto: NPSM

Code Codice	Thread Filetto	Hose Tubo		Dimensions Dimensioni		
		Inch	DN (mm)	S	H	WPbar
RF0404FSM	1/4"-18	1/4"	6,3	17	19	207
RF0808FSM	1/2"-14	1/2"	12,5	25	23	121



notes

CRIMPED NUT
FOR HOSE:
SAE 100 R5

DADO PINZATO
PER TUBO:
SAE 100 R5

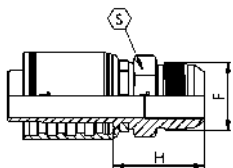


RFMI

AGJ - JIC MALE, 37° CONE
AGJ - MASCHIO JIC, CONO 37°

Thread - Filetto: UNF-UN
Norm - Norma: SAE J514

Code Codice	Thread Filetto	Hose Tubo		Dimensions Dimensioni		
		Inch/Pollici	DN(mm)	S	H	WPbar
RF0304MI	7/16"-20	3/16"	5	12	25	207
RF0305MI	1/2"-20	3/16"	5	14	25	207
RF0404MI	7/16"-20	1/4"	6,3	12	25,5	207
RF0405MI	1/2"-20	1/4"	6,3	14	25,5	207
RF0406MI	9/16"-18	1/4"	6,3	15	26,6	207
RF0505MI	1/2"-20	5/16"	8	14	25,5	155
RF0506MI	9/16"-18	5/16"	8	15	26,6	155
RF0508MI	3/4"-16	5/16"	8	19	29,7	155
RF0808MI	3/4"-16	1/2"	12,5	19	30,7	121
RF0810MI	7/8"-14	1/2"	12,5	24	35,3	121
RF0812MI	1 1/16"-12	1/2"	12,5	27	38,9	121
RF1010MI	7/8"-14	5/8"	16	24	35,5	103
RF1012MI	1 1/16"-12	5/8"	16	27	39,1	103



notes

FOR HOSE:
SAE 100 R5

PER TUBO:
SAE 100 R5

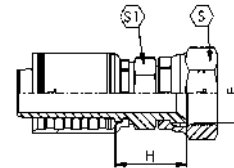


RFFICP

DKJ - JIC FEMALE DOUBLE HEXAGON, 37° CONE
DKJ - FEMMINA JIC DOPPIO ESAGONO, CONO 37°

Thread - Filetto: UNF-UN
Norm - Norma: SAE J514

Code Codice	Thread Filetto	Hose Tubo		Dimensions Dimensioni			
		Inch/Pollici	DN(mm)	S	S1	H	WPbar
RF0304FICP	7/16"-20	3/16"	5	14	12	19	207
RF0404FICP	7/16"-20	1/4"	6,3	14	14	20,5	207
RF0405FICP	1/2"-20	1/4"	6,3	17	14	21	207
RF0406FICP	9/16"-18	1/4"	6,3	19	14	22	207
RF0506FICP	9/16"-18	5/16"	8	19	16	22,5	155
RF0806FICP	9/16"-18	1/2"	12,5	19	19	24,5	121
RF0808FICP	3/4"-16	1/2"	12,5	22	19	25,5	121
RF0810FICP	7/8"-14	1/2"	12,5	27	22	27,5	121
RF0812FICP	1 1/16"-12	1/2"	12,5	32	25	30,3	121
RF1008FICP	3/4"-16	5/8"	16	22	22	26,7	103
RF1010FICP	7/8"-14	5/8"	16	27	22	27,7	103
RF1012FICP	1 1/16"-12	5/8"	16	32	25	30,5	103



notes

CRIMPED NUT
FOR HOSE:
SAE 100 R5

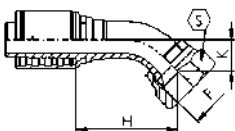
DADO PINZATO
PER TUBO:
SAE 100 R5

RFFIP45

DKJ 45° - JIC FEMALE 45°, 37° CONE
 DKJ 45° - FEMMINA 45° JIC, CONO 37°

Thread - Filetto: UNF-UN
 Norm - Norma: SAE J514

Code Codice	Thread Filetto	Hose Tubo		Dimensions Dimensioni			
		Inch	DN (mm)	S	H	K	WPbar
RF0304FIP45	7/16"-20	3/16"	5	14	29	10	207
RF0305FIP45	1/2"-20	3/16"	5	17	30	11	207
RF0404FIP45	7/16"-20	1/4"	6,3	14	31	10	207
RF0405FIP45	1/2"-20	1/4"	6,3	17	32	11	207
RF0406FIP45	9/16"-18	1/4"	6,3	19	33	12	207
RF0505FIP45	1/2"-20	5/16"	8	17	33	11	155
RF0506FIP45	9/16"-18	5/16"	8	19	34	12	155
RF0508FIP45	3/4"-16	5/16"	8	22	36	14	155
RF0808FIP45	3/4"-16	1/2"	12,5	22	41	14,5	121
RF0810FIP45	7/8"-14	1/2"	12,5	27	43	16	121
RF0812FIP45	1 1/16"-12	1/2"	12,5	32	45,5	19	121
RF1010FIP45	7/8"-14	5/8"	16	27	47	16	103
RF1012FIP45	1 1/16"-12	5/8"	16	32	50	19	103



notes

CRIMPED NUT
 FOR HOSE:
 SAE 100 R5

DADO PINZATO
 PER TUBO:
 SAE 100 R5

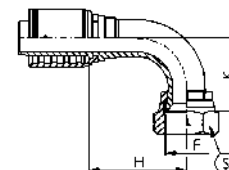


RFFIP90C

DKJ 90° - JIC FEMALE 90° SHORT, 37° CONE
 DKJ 90° - FEMMINA 90° JIC CORTA, CONO 37°

Thread - Filetto: UNF-UN
 Norm - Norma: SAE J514

Code Codice	Thread Filetto	Hose Tubo		Dimensions Dimensioni			
		Inch	DN (mm)	S	H	K	WPbar
RF0305FIP90C	1/2"-20	3/16"	5	17	21	19	207
RF0404FIP90C	7/16"-20	1/4"	6,3	14	25,5	20	207
RF0405FIP90C	1/2"-20	1/4"	6,3	17	25,5	21	207
RF0406FIP90C	9/16"-18	1/4"	6,3	19	25,5	23	207
RF0506FIP90C	9/16"-18	5/16"	8	19	28	24	155
RF0508FIP90C	3/4"-16	5/16"	8	22	28	27	155
RF0808FIP90C	3/4"-16	1/2"	12,5	22	37	29	121
RF0810FIP90C	7/8"-14	1/2"	12,5	27	38	33	121
RF0812FIP90C	1 1/16"-12	1/2"	12,5	32	40	40	121
RF1010FIP90C	7/8"-14	5/8"	16	27	43	33	103
RF1012FIP90C	1 1/16"-12	5/8"	16	32	45	40	103



notes

CRIMPED NUT
 FOR HOSE:
 SAE 100 R5

DADO PINZATO
 PER TUBO:
 SAE 100 R5

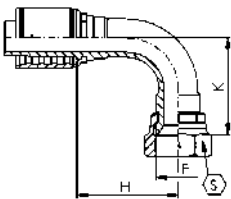
RFFIP90

DKJ 90° - JIC FEMALE 90°, 37° CONE
 DKJ 90° - FEMMINA 90° JIC, CONO 37°

Thread - Filetto: UNF-UN
 Norm - Norma: SAE J514



Code Codice	Thread Filetto	Hose Tubo		Dimensions Dimensioni			
		Inch	DN (mm)	S	H	K	WPbar
RF0304FIP90	7/16"-20	3/16"	5	14	21	21	207
RF0404FIP90	7/16"-20	1/4"	6,3	14	25,5	26	207
RF0405FIP90	1/2"-20	1/4"	6,3	17	25,5	26	207
RF0406FIP90	9/16"-18	1/4"	6,3	19	25,5	27	207
RF0505FIP90	1/2"-20	5/16"	8	17	28	29	155
RF0506FIP90	9/16"-18	5/16"	8	19	28	29	155
RF0808FIP90	3/4"-16	1/2"	12,5	22	37	39	121
RF0810FIP90	7/8"-14	1/2"	12,5	27	37	40	121
RF1010FIP90	7/8"-14	5/8"	16	27	45	45	103
RF1012FIP90	1 1/16"-12	5/8"	16	32	45	47	103



notes

CRIMPED NUT
 FOR HOSE:
 SAE 100 R5

DADO PINZATO
 PER TUBO:
 SAE 100 R5

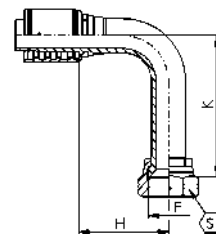
RFFIP90L

DKJ 90° - JIC FEMALE 90° LONG, 37° CONE
 DKJ 90° - FEMMINA 90° JIC LUNGA, CONO 37°

Thread - Filetto: UNF-UN
 Norm - Norma: SAE J514



Code Codice	Thread Filetto	Hose Tubo		Dimensions Dimensioni			
		Inch	DN (mm)	S	H	K	WPbar
RF0404FIP90L	7/16"-20	1/4"	6,3	14	25,5	46	207
RF0405FIP90L	1/2"-20	1/4"	6,3	17	25,5	46	207
RF0406FIP90L	9/16"-18	1/4"	6,3	19	25,5	54	207
RF0808FIP90L	3/4"-16	1/2"	12,5	22	38	64	121
RF0810FIP90L	7/8"-14	1/2"	12,5	27	38	70	121
RF1010FIP90L	7/8"-14	5/8"	16	27	45	70	103
RF1012FIP90L	1 1/16"-12	5/8"	16	32	45	96	103



notes

CRIMPED NUT
 FOR HOSE:
 SAE 100 R5

DADO PINZATO
 PER TUBO:
 SAE 100 R5

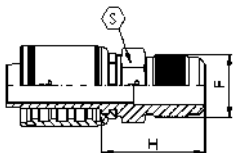


RFMJ

SAE MALE, 45° CONE
MASCHIO SAE, CONO 45°

Thread - Filetto: UNF-UN


Code Codice	Thread Filetto	Hose Tubo		Dimensions Dimensioni		
		Inch/Pollici	DN(mm)	S	H	WPbar
RF0507MJ	F	5/16"	8	16	28,2	155



notes

FOR HOSE:
SAE 100 R5

PER TUBO:
SAE 100 R5

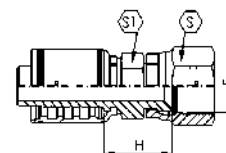


RFFJCP

SAE FEMALE DOUBLE HEXAGON, 45° CONE
FEMMINA SAE DOPPIO ESAGONO, CONO 45°

Thread - Filetto: UNF-UN

Code Codice	Thread Filetto	Hose Tubo		Dimensions Dimensioni			
		Inch/Pollici	DN(mm)	S	S1	H	WPbar
RF0507FJCP	F	5/16"	8	22	16	23,5	155



notes

CRIMPED NUT
FOR HOSE:
SAE 100 R5

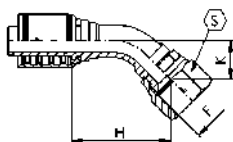
DADO PINZATO
PER TUBO:
SAE 100 R5

RFFJP45

SAE FEMALE 45°, 45° CONE
FEMMINA 45° SAE, CONO 45°

Thread - Filetto: UNF-UN

Code Codice	Thread Filetto	Hose Tubo		Dimensions Dimensioni			
		Inch	DN (mm)	S	H	K	WPbar
RF0507FJP45	5/8"-18	5/16"	8	22	38	16	155



notes

CRIMPED NUT
FOR HOSE:
SAE 100 R5

DADO PINZATO
PER TUBO:
SAE 100 R5

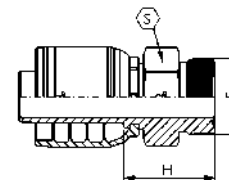


RFMRS

AGO - ORFS MALE
AGO - MASCHIO ORFS

Thread - Filetto: UNF-UN-UNS
Norm - Norma: SAE J1453

Code Codice	Thread Filetto	Hose Tubo		Dimensions Dimensioni		
		Inch/Pollici	DN(mm)	S	H	WPbar
RF0404MRS	9/16"-18	1/4"	6,3	17	23,5	400
RF0406MRS	11/16"-16	1/4"	6,3	19	25,5	400
RF0506MRS	11/16"-16	5/16"	8	19	25,5	350
RF0808MRS	13/16"-16	1/2"	12,5	22	29,5	280
RF0810MRS	1"-14	1/2"	12,5	27	34	280
RF0812MRS	1 3/16"-12	1/2"	12,5	32	37	280
RF1010MRS	1"-14	5/8"	16	27	34	280
RF1012MRS	1 3/16"-12	5/8"	16	32	37	280
RF1212MRS	1 3/16"-12	3/4"	19	32	38	280
RF1216MRS	1 7/16"-12	3/4"	19	41	42,5	280
RF1616MRS	1 7/16"-12	1"	25	41	44	210



notes

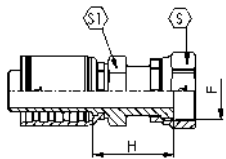
FOR HOSE:
SAE 100 R5

PER TUBO:
SAE 100 R5

RFFRC

DKO - ORFS FEMALE DOUBLE HEXAGON
DKO - FEMMINA DOPPIO ESAGONO ORFS

Thread - Filetto: UNF-UN-UNS
Norm - Norma: SAE J1453



Code Codice	Thread Filetto	Hose Tubo		Dimensions Dimensioni			
		Inch/Pollici	DN(mm)	S	S1	H	WPbar
RF0404FRC	9/16"-18	1/4"	6,3	17	14	26,5	207
RF0406FRC	11/16"-16	1/4"	6,3	22	16	28,5	207
RF0408FRC	13/16"-16	1/4"	6,3	24	19	32,5	207
RF0504FRC	9/16"-18	5/16"	8	17	14	26,5	155
RF0506FRC	11/16"-16	5/16"	8	22	16	28,5	155
RF0806FRC	11/16"-16	1/2"	12,5	22	19	30,5	121
RF0808FRC	13/16"-16	1/2"	12,5	24	19	33,5	121
RF0810FRC	1"-14	1/2"	12,5	30	24	39,5	121
RF0812FRC	1 3/16"-12	1/2"	12,5	36	27	43,5	121
RF1010FRC	1"-14	5/8"	16	30	24	39,5	103
RF1012FRC	1 3/16"-12	5/8"	16	36	27	43,5	103

notes

CRIMPED NUT
FOR HOSE:
SAE 100 R5

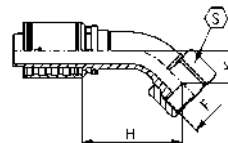
DADO PINZATO
PER TUBO:
SAE 100 R5

R5 fit series
Serie r5 fit

RFFRS45

DKO 45° - ORFS FEMALE 45°
DKO 45° - FEMMINA 45° ORFS

Thread - Filetto: UNF-UN-UNS
Norm - Norma: SAE J1453



Code Codice	Thread Filetto	Hose Tubo		Dimensions Dimensioni			
		Inch	DN (mm)	S	H	K	WPbar
RF0404FRS45	9/16"-18	1/4"	6,3	17	32,5	10,5	207
RF0406FRS45	11/16"-16	1/4"	6,3	22	34,5	12,5	207
RF0504FRS45	9/16"-18	5/16"	8	17	33,5	11	155
RF0506FRS45	11/16"-16	5/16"	8	22	35	12,5	155
RF0808FRS45	13/16"-16	1/2"	12,5	24	42,5	15,5	121
RF0810FRS45	1"-14	1/2"	12,5	30	45	17,5	121
RF0812FRS45	1 3/16"-12	1/2"	12,5	36	47	20,5	121
RF1010FRS45	1"-14	5/8"	16	30	49	18	103
RF1012FRS45	1 3/16"-12	5/8"	16	36	51,5	20,5	103

notes

FOR HOSE:
SAE 100 R5

PER TUBO:
SAE 100 R5

R5 fit series
Serie r5 fit

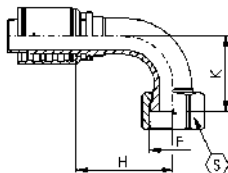
RFFRS90C

DKO 90° - ORFS FEMALE 90° SHORT
DKO 90° - FEMMINA 90° ORFS CORTA

Thread - Filetto: UNF-UN-UNS
Norm - Norma: SAE J1453



Code Codice	Thread Filetto	Hose Tubo		Dimensions Dimensioni			
		Inch	DN (mm)	S	H	K	WPbar
RF0404FRS90C	9/16"-18	1/4"	6,3	17	27	21	207
RF0406FRS90C	11/16"-16	1/4"	6,3	22	27	24	207
RF0504FRS90C	9/16"-18	5/16"	8	17	29	23	155
RF0506FRS90C	11/16"-16	5/16"	8	22	29	25	155
RF0806FRS90M	11/16"-16	1/2"	12,5	22	38	41	121
RF0808FRS90C	13/16"-16	1/2"	12,5	24	39	31	121
RF0810FRS90C	1"-14	1/2"	12,5	30	39	34	121
RF0812FRS90C	1 3/16"-12	1/2"	12,5	36	39	42	121
RF1010FRS90C	1"-14	5/8"	16	30	45	35	103
RF1012FRS90C	1 3/16"-12	5/8"	16	36	45	42	103



notes

FOR HOSE:
SAE 100 R5

PER TUBO:
SAE 100 R5

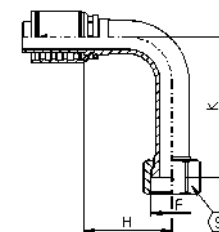
RFFRS90L

DKO 90° - ORFS FEMALE 90° LONG
DKO 90° - FEMMINA 90° ORFS LUNGA

Thread - Filetto: UNF-UN-UNS
Norm - Norma: SAE J1453



Code Codice	Thread Filetto	Hose Tubo		Dimensions Dimensioni			
		Inch	DN (mm)	S	H	K	WPbar
RF0404FRS90L	9/16"-18	1/4"	6,3	17	29	46	207
RF0406FRS90L	11/16"-16	1/4"	6,3	22	27	54	207
RF0808FRS90L	13/16"-16	1/2"	12,5	24	39	64	121
RF0810FRS90L	1"-14	1/2"	12,5	30	39	70	121
RF1010FRS90L	1"-14	5/8"	16	30	45	70	103



notes

FOR HOSE:
SAE 100 R5

PER TUBO:
SAE 100 R5

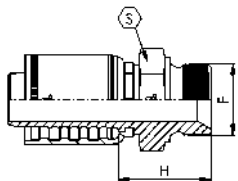


RFMG

AGR - BSPP MALE, 60° CONE
 AGR - MASCHIO BSPP, CONO 60°

Thread - Filetto: BSPP
 Norm - Norma: BS 5200

Code Codice	Thread Filetto	Hose Tubo		Dimensions Dimensioni		
	F	Inch/Pollici	DN(mm)	S	H	WPbar
RF0302MG	1/8"-28	3/16"	5	14	20	207
RF0304MG	1/4"-19	3/16"	5	19	24	207
RF0402MG	1/8"-28	1/4"	6,3	14	20	207
RF0404MG	1/4"-19	1/4"	6,3	19	25	207
RF0406MG	3/8"-19	1/4"	6,3	22	27	207
RF0408MG	1/2"-14	1/4"	6,3	27	32	207
RF0504MG	1/4"-19	5/16"	8	19	25	155
RF0506MG	3/8"-19	5/16"	8	22	27	155
RF0508MG	1/2"-14	5/16"	8	27	32	155
RF0806MG	3/8"-19	1/2"	12,5	22	28	121
RF0808MG	1/2"-14	1/2"	12,5	27	33	121
RF0810MG	5/8"-14	1/2"	12,5	30	35	121
RF0812MG	3/4"-14	1/2"	12,5	32	36	121
RF1008MG	1/2"-14	5/8"	16	27	33	103
RF1010MG	5/8"-14	5/8"	16	30	35	103
RF1012MG	3/4"-14	5/8"	16	32	36	103



notes

FOR HOSE:
SAE 100 R5

PER TUBO:
SAE 100 R5

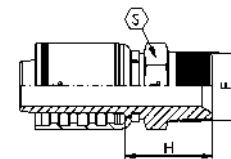


RFMGC

AGR K - BSPT MALE, 60° CONE
 AGR K - MASCHIO BSPT, CONO 60°

Thread - Filetto: BSPT

Code Codice	Thread Filetto	Hose Tubo		Dimensions Dimensioni		
	F	Inch/Pollici	DN(mm)	S	H	WPbar
RF0302MGC	1/8"-28	3/16"	5	12	20	207
RF0304MGC	1/4"-19	3/16"	5	15	25	207
RF0402MGC	1/8"-28	1/4"	6,3	12	21	207
RF0404MGC	1/4"-19	1/4"	6,3	15	25	207
RF0406MGC	3/8"-19	1/4"	6,3	19	26	207
RF0504MGC	1/4"-19	5/16"	8	15	25	155
RF0506MGC	3/8"-19	5/16"	8	19	26	155
RF0806MGC	3/8"-19	1/2"	12,5	19	28	121
RF0808MGC	1/2"-14	1/2"	12,5	22	33	121
RF1008MGC	1/2"-14	5/8"	16	22	33	103
RF1012MGC	3/4"-14	5/8"	16	27	35	103



notes

FOR HOSE:
SAE 100 R5

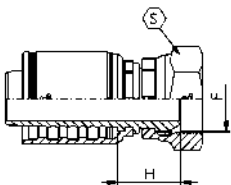
PER TUBO:
SAE 100 R5



RFFGP

DKR - BSP FEMALE, 60° CONE
DKR - FEMMINA BSP, CONO 60°

Thread - Filetto: BSPP
Norm - Norma: BS 5200



Code Codice	Thread Filetto	Hose Tubo		Dimensions Dimensioni		
		Inch/Pollici	DN(mm)	S	H	WPbar
RF0302FGP	1/8"-28	3/16"	5	14	16	207
RF0304FGP	1/4"-19	3/16"	5	19	19	207
RF0402FGP	1/8"-28	1/4"	6,3	14	17	207
RF0404FGP	1/4"-19	1/4"	6,3	19	19	207
RF0406FGP	3/8"-19	1/4"	6,3	22	22	207
RF0408FGP	1/2"-14	1/4"	6,3	27	23	207
RF0504FGP	1/4"-19	5/16"	8	19	19	155
RF0506FGP	3/8"-19	5/16"	8	22	22	155
RF0508FGP	1/2"-14	5/16"	8	27	23	155
RF0806FGP	3/8"-19	1/2"	12,5	22	22	121
RF0808FGP	1/2"-14	1/2"	12,5	27	23	121
RF0810FGP	5/8"-14	1/2"	12,5	30	24	121
RF0812FGP	3/4"-14	1/2"	12,5	32	27	121
RF1008FGP	1/2"-14	5/8"	16	27	23	103
RF1010FGP	5/8"-14	5/8"	16	30	23	103
RF1012FGP	3/4"-14	5/8"	16	32	27	103

notes

CRIMPED NUT
FOR HOSE:
SAE 100 R5

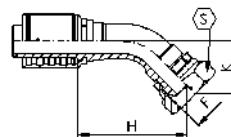
DADO PINZATO
PER TUBO:
SAE 100 R5



RFFGP45

DKR 45° - BSP FEMALE 45°, 60° CONE
DKR 45° - FEMMINA 45° BSP, CONO 60°

Thread - Filetto: BSPP
Norm - Norma: BS 5200



Code Codice	Thread Filetto	Hose Tubo		Dimensions Dimensioni			
		Inch	DN (mm)	S	H	K	WPbar
RF0302FGP45	1/8"-28	3/16"	5	14	33	14	207
RF0304FGP45	1/4"-19	3/16"	5	19	35	16	207
RF0402FGP45	1/8"-28	1/4"	6,3	14	36	16	207
RF0404FGP45	1/4"-19	1/4"	6,3	19	37	16	207
RF0406FGP45	3/8"-19	1/4"	6,3	22	40	19	207
RF0408FGP45	1/2"-14	1/4"	6,3	27	42	21	207
RF0504FGP45	1/4"-19	5/16"	8	19	39	18	155
RF0506FGP45	3/8"-19	5/16"	8	22	41	19	155
RF0508FGP45	1/2"-14	5/16"	8	27	43	21	155
RF0806FGP45	3/8"-19	1/2"	12,5	22	49	22	121
RF0808FGP45	1/2"-14	1/2"	12,5	27	49	22	121
RF0810FGP45	5/8"-14	1/2"	12,5	30	49	22	121
RF0812FGP45	3/4"-14	1/2"	12,5	32	53	26	121
RF1008FGP45	1/2"-14	5/8"	16	27	57	26	103
RF1010FGP45	5/8"-14	5/8"	16	30	54	24	103
RF1012FGP45	3/4"-14	5/8"	16	32	57	26	103

notes

CRIMPED NUT
FOR HOSE:
SAE 100 R5

DADO PINZATO
PER TUBO:
SAE 100 R5

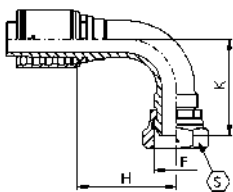
RFFGP90

DKR 90° - BSP FEMALE 90°, 60° CONE
 DKR 90° - FEMMINA 90° BSP, CONO 60°

Thread - Filetto: BSPP
 Norm - Norma: BS 5200



Code Codice	Thread Filetto	Hose Tubo		Dimensions Dimensioni			
		Inch	DN (mm)	S	H	K	WPbar
RF0302FGP90	1/8"-28	3/16"	5	14	21	23	207
RF0304FGP90	1/4"-19	3/16"	5	19	21	26	207
RF0402FGP90	1/8"-28	1/4"	6,3	14	26	28	207
RF0404FGP90	1/4"-19	1/4"	6,3	19	26	28	207
RF0406FGP90	3/8"-19	1/4"	6,3	22	26	32	207
RF0408FGP90	1/2"-14	1/4"	6,3	27	26	36	207
RF0504FGP90	1/4"-19	5/16"	8	19	28	31	155
RF0506FGP90	3/8"-19	5/16"	8	22	28	34	155
RF0508FGP90	1/2"-14	5/16"	8	27	28	37	155
RF0806FGP90	3/8"-19	1/2"	12,5	22	37	42	121
RF0808FGP90	1/2"-14	1/2"	12,5	27	37	42	121
RF0810FGP90	5/8"-14	1/2"	12,5	30	37	43	121
RF0812FGP90	3/4"-14	1/2"	12,5	32	37	48	121
RF1008FGP90	1/2"-14	5/8"	16	27	45	50	103
RF1010FGP90	5/8"-14	5/8"	16	30	45	46	103
RF1012FGP90	3/4"-14	5/8"	16	32	45	50	103



notes

CRIMPED NUT
 FOR HOSE:
 SAE 100 R5

DADO PINZATO
 PER TUBO:
 SAE 100 R5

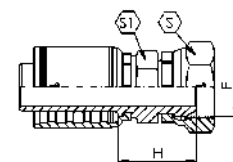


RFFGCP

DKR - BSP FEMALE DOUBLE HEXAGON, 60° CONE "NISSAN"
 DKR - FEMMINA BSP DOPPIO ESAGONO, CONO 60° "NISSAN"

Thread - Filetto: BSPP


Code Codice	Thread Filetto	Hose Tubo		Dimensions Dimensioni			
		Inch/Pollici	DN(mm)	S	S1	H	WPbar
RF0402FGCP	1/8"-28	1/4"	6,3	19	14	21,5	207
RF0404FGCP	1/4"-19	1/4"	6,3	19	14	24	207
RF0406FGCP	3/8"-19	1/4"	6,3	22	17	26	207
RF0806FGCP	3/8"-19	1/2"	12,5	22	22	30	121
RF0808FGCP	1/2"-14	1/2"	12,5	27	22	30	121
RF0812FGCP	3/4"-14	1/2"	12,5	32	27	34,5	121



notes

CRIMPED NUT
 FOR HOSE:
 SAE 100 R5

DADO PINZATO
 PER TUBO:
 SAE 100 R5

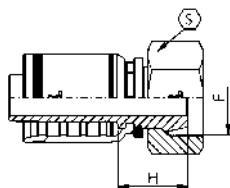


RFFM

FEMALE MULTISEAL
FEMMINA MULTISEAL

Thread - Filetto: METRIC

Code Codice	Thread Filetto	Hose Tubo		Dimensions Dimensioni		
		Inch/Pollici	DN(mm)	S	H	WPbar
RF04FM8L	M14x1,5	1/4"	6,3	17	20	207
RF05FM10L	M16x1,5	5/16"	8	19	20	155
RF08FM15L	M22x1,5	1/2"	12,5	27	21	121
RF10FM18L	M26x1,5	5/8"	16	32	23	103



notes

FOR HOSE:
SAE 100 R5

PER TUBO:
SAE 100 R5

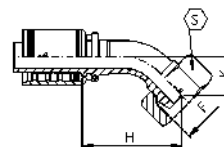


RFFM45

FEMALE MULTISEAL 45°
FEMMINA MULTISEAL 45°

Thread - Filetto: METRIC

Code Codice	Thread Filetto	Hose Tubo		Standpipe Codolo	Dimensions Dimensioni			
		Inch	DN (mm)		mm	S	H	K
RF04FM8L45	M14x1,5	1/4"	6,3	8	17	35	13	207
RF05FM10L45	M16x1,5	5/16"	8	10	19	37	15	155
RF08FM15L45	M22x1,5	1/2"	12,5	15	27	45	17	121
RF10FM18L45	M26x1,5	5/8"	16	18	32	52	20	103



notes

FOR HOSE:
SAE 100 R5

PER TUBO:
SAE 100 R5

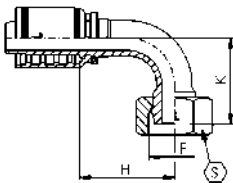
RFFM90

FEMALE MULTISEAL 90°
FEMMINA MULTISEAL 90°

Thread - Filetto: METRIC



Code Codice	Thread Filetto	Hose Tubo	Standpipe Codolo	Dimensions Dimensioni				WPbar
	F	Inch	DN (mm)	mm	S	H	K	
RF04FM8L90	M14x1,5	1/4"	6,3	8	17	29	27	207
RF05FM10L90	M16x1,5	5/16"	8	10	19	31	30	155
RF08FM15L90	M22x1,5	1/2"	12,5	15	27	37	36	121
RF10FM18L90	M26x1,5	5/8"	16	18	32	45	42	103



notes

FOR HOSE:
SAE 100 R5

PER TUBO:
SAE 100 R5

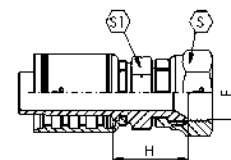
RFFTC

JIS - JIS "TOYOTA" FEMALE DOUBLE HEXAGON, 60° CONE
JIS - FEMMINA JIS "TOYOTA" DOPPIO ESAGONO, CONO 60°

Thread - Filetto: BSPP



Code Codice	Thread Filetto	Hose Tubo	Dimensions Dimensioni				WPbar
	F	Inch/Pollici	DN(mm)	S	S1	H	
RF0404FTC	1/4"-19	1/4"	6,3	19	17	21,5	207
RF0808FTC	1/2"-14	1/2"	12,5	27	22	26	121



notes

CRIMPED NUT
FOR HOSE:
SAE 100 R5

DADO PINZATO
PER TUBO:
SAE 100 R5



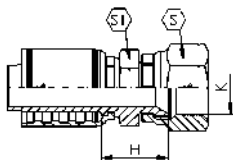
RFFMG

JISK - JIS "KOMATSU" FEMALE DOUBLE HEXAGON, 60° CONE

JISK - FEMMINA JISK "KOMATSU" DOPPIO ESAGONO, CONO 60°

Thread - Filetto: METRIC

Code Codice	Thread Filetto	Hose Tubo		Dimensions Dimensioni			
		Inch/Pollici	DN(mm)	S	S1	H	WPbar
RF04FMG14A	M14x1,5	1/4"	6,3	19	17	21,5	207
RF05FMG16A	M16x1,5	5/16"	8	22	17	22	155
RF08FMG22A	M22x1,5	1/2"	12,5	27	22	26	121
RF08FMG24A	M24x1,5	1/2"	12,5	32	27	30	121
RF10FMG24A	M24x1,5	5/8"	16	32	27	60	103



notes

CRIMPED NUT
FOR HOSE:
SAE 100 R5

DADO PINZATO
PER TUBO:
SAE 100 R5

ACCESSORIES

A full range of complementary products suitable with our fittings range! Banjo bolts, split flanges and collapse control mandrels: everything you need to complete your assortment.

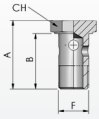
Una gamma completa di accessori completamente adattabili ai nostri raccordi!

Viti cave, controflange e spine di controllo collasso: tutto ciò che ti serve per completare il tuo assortimento.

ACCESSORIES
ACCESSORI



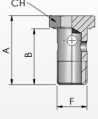
BFG



1

BSP BANJO BOLT
BULLONE FORATO BSP

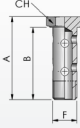
BFM



2

METRIC BANJO BOLT
BULLONE FORATO METRICO

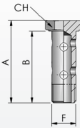
BFDG



3

BSP DOUBLE BANJO BOLT
BULLONE FORATO DOPPIO BSP

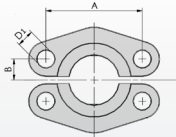
BFDM



4

METRIC DOUBLE BANJO BOLT
BULLONE FORATO DOPPIO METRICO

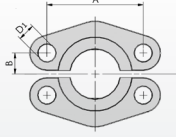
SEM3



5

SAE SPLIT FLANGE 3000 PSI
SEMIFLANGIA SAE 3000 PSI

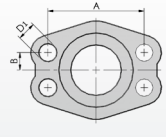
SEM6



6

SAE SPLIT FLANGE 6000 PSI
SEMIFLANGIA SAE 6000 PSI

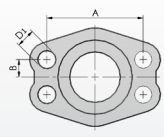
SEMI3



7

SAE UNCUT FLANGE 3000 PSI
SEMIFLANGIA INTERA SAE 3000 PSI

SEMI6



8

SAE UNCUT FLANGE 6000 PSI
SEMIFLANGIA INTERA SAE 6000 PSI

**ORING FLANGE SAE
3000 6000**



9

O'RING FOR FLANGE
61 3000PSI - 62 6000 PSI
O'RING PER FLANGE
61 3000PSI - 62 6000 PSI

**D'RING FLANGE
SUPERCAT**



10

D'RING FOR FLANGE SUPERCAT
D'RING PER FLANGE SUPERCAT

ORING ORFS



11

O'RING FOR ORFS FITTINGS
O'RING PER RACCORDI ORFS

SCX



12

GAUGES GO / NO GO CX WIRE
BRAIDED SERIES
TAMPONI GO / NO GO SERIE CX
TRECCIATI

SCS



13

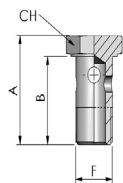
GAUGES GO / NO GO CS SPIRAL NO
SKIVE SERIES
TAMPONI GO / NO GO SERIE CS NO
SKIVE SPIRALATI

SCH



14

GAUGES GO / NO GO CH INTERLOCK
SERIES
TAMPONI GO / NO GO SERIE CH
INTERLOCK



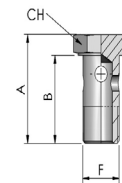
BFG

BSP BANJO BOLT
BULLONE FORATO BSP

Thread - Filetto: BSPP

Code Codice	Thread Filetto	Dimensions Dimensioni		
		CH	A	B
	F			
BFG02	1/8-28	14	24	19
BFG04	1/4-19	19	33	26,5
BFG06	3/8-19	22	39	31
BFG08	1/2-14	27	47	38
BFG10	5/8-14	30	49,8	40
BFG12	3/4-14	32	57	47
BFG16	1"-11	41	68	58

notes



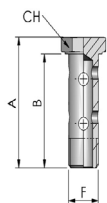
BFM

METRIC BANJO BOLT
BULLONE FORATO METRICO

Thread - Filetto: METRIC

Code Codice	Thread Filetto	Dimensions Dimensioni		
		CH	A	B
	F			
BFM08	M8x1	12	22	17
BFM10	M10x1	14	25,5	20,5
BFM12	M12x1,5	17	30	24
BFM14	M14x1,5	19	32	26
BFM16	M16x1,5	22	34	28
BFM18	M18x1,5	24	38	32
BFM20	M20x1,5	27	43,9	36
BFM22	M22x1,5	27	46	39
BFM24	M24x1,5	32	51,9	42
BFM26	M26x1,5	32	52	45

notes

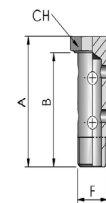


BFDG

BSP DOUBLE BANJO BOLT
BULLONE FORATO DOPPIO BSP

Thread - Filetto: BSPP

Code Codice	Thread Filetto	Dimensions Dimensioni		
	F	CH	A	B
BFDG02	1/8-28	14	39	33
BFDG04	1/4-19	19	48,5	42
BFDG06	3/8-19	22	58	50
BFDG08	1/2-14	27	70,5	61,5
BFDG12	3/4-14	32	87,5	77,5
BFDG16	1"-11	41	108,5	98,5



BFDM

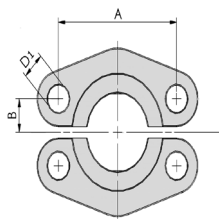
METRIC DOUBLE BANJO BOLT
BULLONE FORATO DOPPIO METRICO

Thread - Filetto: METRIC

Code Codice	Thread Filetto	Dimensions Dimensioni		
	F	CH	A	B
BFDM08	M8x1	12	30,5	26
BFDM10	M10x1	14	35	30
BFDM12	M12x1,5	17	43,7	38,5
BFDM14	M14x1,5	19	48,5	42
BFDM16	M16x1,5	22	58	50
BFDM18	M18x1,5	24	69,9	62
BFDM20	M20x1,5	27	65,6	57,1
BFDM22	M22x1,5	27	73	64

notes

notes



SEM3

SAE SPLIT FLANGE 3000 PSI
SEMIFLANGIA SAE 3000 PSI

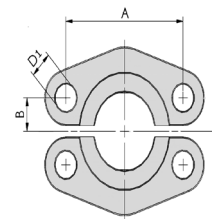
Norm - Norma: SAE J518

Code Codice	Flange Flangia	Dimensions Dimensioni		
		D1	A	B
SEM308	1/2	8,9	38,1	8,8
SEM312	3/4	10,6	47,6	11,1
SEM316	1"	10,6	52,4	13,1
SEM320	1"1/4	10,6	58,7	15,1
SEM324	1"1/2	13,3	69,9	17,9
SEM332	2"	13,3	77,8	21,5

notes

This product is sold by pairs.

Il codice identifica la coppia.



SEM6

SAE SPLIT FLANGE 6000 PSI
SEMIFLANGIA SAE 6000 PSI

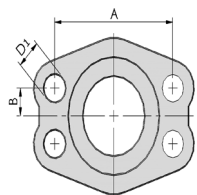
Norm - Norma: SAE J518

Code Codice	Flange Flangia	Dimensions Dimensioni		
		D1	A	B
SEM608	1/2	8,9	40,5	9,1
SEM612	3/4	10,6	50,8	11,9
SEM616	1"	13,3	57,2	13,9
SEM620	1"1/4	13,3	66,7	15,9
SEM624	1"1/2	16,7	79,4	18,2
SEM632	2"	20,6	96,8	22,2

notes

This product is sold by pairs.

Il codice identifica la coppia.



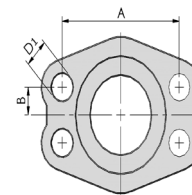
SEMI3

SAE UNCUT FLANGE 3000 PSI
SEMIFLANGIA INTERA SAE 3000 PSI

Norm - Norma: SAE J518

Code Codice	Flange Flangia	Dimensions Dimensioni		
		D1	A	B
SEMI308	1/2	8,9	38,1	8,8
SEMI312	3/4	10,6	47,6	11,1
SEMI316	1"	10,6	52,4	13,1
SEMI320	1"1/4	10,6	58,7	15,1
SEMI324	1"1/2	13,3	69,9	17,9
SEMI332	2"	13,3	77,8	21,5

notes



SEMI6

SAE UNCUT FLANGE 6000 PSI
SEMIFLANGIA INTERA SAE 6000 PSI

Norm - Norma: SAE J518

Code Codice	Flange Flangia	Dimensions Dimensioni		
		D1	A	B
SEMI608	1/2	8,9	40,5	9,1
SEMI612	3/4	10,6	50,8	11,9
SEMI616	1"	13,3	57,2	13,9
SEMI620	1"1/4	13,3	66,7	15,9
SEMI624	1"1/2	16,7	79,4	18,2
SEMI632	2"	20,6	96,8	22,2

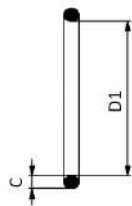
notes



ORING FLANGE SAE 3000 6000

O'RING FOR FLANGE 61 3000PSI - 62 6000 PSI
O'RING PER FLANGE 61 3000PSI - 62 6000 PSI

Code Codice	Flange Flangia	Dimensions Dimensioni	
		D1	C
OR210	1/2	18,64	3,53
OR214	3/4	24,99	3,53
OR219	1"	32,92	3,53
OR222	1"1/4	37,69	3,53
OR225	1"1/2	47,22	3,53
OR228	2"	56,74	3,53
OR232	2"1/2	69,44	3,53



notes

MATERIAL:
RUBBER NBR70

MATERIALE:
GOMMA NBR70



D'RING FLANGE SUPERCAT

D'RING FOR FLANGE SUPERCAT
D'RING PER FLANGE SUPERCAT

Code Codice	Flange Flangia	Dimensions Dimensioni		
		A	D1	B
DR12	3/4	5	25,4	3,5
DR16	1"	5	31,8	3,5
DR20	1"1/4	5	38,1	3,5
DR24	1"1/2	5	44,5	3,5



notes

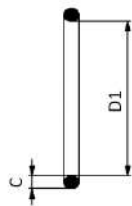
MATERIAL:
RUBBER NBR70

MATERIALE:
GOMMA NBR70



ORING ORFS

O'RING FOR ORFS FITTINGS
O'RING PER RACCORDI ORFS



Code Codice	Thread Filetto	Dimensions Dimensioni	
		D1	C
OR011	9/16-18	7.65	1.78
OR012	11/16-16	9.25	1.78
OR014	13/16-16	12.42	1.78
OR016	1"-14	15.6	1.78
OR018	1"3/16-12	18.77	1.78
OR021	1"7/16-12	23.52	1.78
OR11A063	1"11/16-12	29.87	1.78
OR029	2"-12	37.82	1.78
OR135	2"1/2-12	48.9	2.62

notes

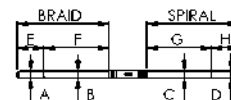
MATERIAL:
RUBBER NBR70

MATERIALE:
GOMMA NBR70



SCX

GAUGES GO / NO GO CX WIRE BRAIDED SERIES
TAMPONI GO / NO GO SERIE CX TRECCIATI



Code Codice	Hose Tubo	Braid hoses gauges Tamponi tubi trecciati				Spiral hoses gauges Tamponi tubi spiralati				
		Inch	DN (mm)	A	B	E	F	G	H	C
SCX03-05 (latoA)	3/16	5	2,65	2,85	25	60	-	-	-	-
SCX04	1/4	6	3,65	3,85	30	65	65	30	3,65	3,5
SCX03-05 (latoB)	5/16	8	5,1	5,3	30	60	-	-	-	-
SCX06	3/8	10	6,3	6,5	30	75	75	30	6,3	6,1
SCX08	1/2	12	8,6	9	35	85	85	35	8,6	8,3
SCX10	5/8	16	11,2	11,7	40	12	12	40	11,2	10,8
SCX12	3/4	19	13,6	14,1	45	12	12	45	13,6	13,1
SCX16	1"	25	19	19,5	55	12	12	55	19	18,4
SCX20	1"1/4	32	24,9	25,4	65	12	12	65	24,9	24,2
SCX24	1"1/2	38	30,8	31,3	75	12	12	75	30,8	30
SCX32	2"	51	42	42,5	80	12	12	80	42	41

notes

GAUGES USE TO FIND AND CONTROL
THE RIGHT CRIMPING DIAMETER.

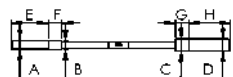
TAMPONI UTILIZZATI PER
INDIVIDUARE
E CONTROLLARE IL DIAMETRO
DI PRESSATURA CORRETTO.

SCS

GAUGES GO / NO GO CS SPIRAL NO SKIVE SERIES
 TAMPONI GO / NO GO SERIE CS NO SKIVE SPIRALATI



Code Codice	Hose Tubo		Spiral hoses gauges Tamponi tubi spiralati							
	Inch	DN (mm)	A	B	E	F	G	H	C	D
SCS12-16 (latoA)	3/4	19	12,6	13,3	55	20	-	-	-	-
SCS12-16 (latoB)	1"	25	-	-	-	-	20	60	18,2	17,4
SCS20-24 (latoA)	1"1/4	32	22,7	23,6	70	20	-	-	-	-
SCS20-24 (latoB)	1"1/2	38	-	-	-	-	20	85	29	28
SCS32	2"	51	37,6	38,8	100	15	-	-	-	-



notes

GAUGES USE TO FIND AND CONTROL THE RIGHT CRIMPING DIAMETER.

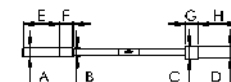
TAMPONI UTILIZZATI PER INDIVIDUARE E CONTROLLARE IL DIAMETRO DI PRESSATURA CORRETTO.

SCH

GAUGES GO / NO GO CH INTERLOCK SERIES
 TAMPONI GO / NO GO SERIE CH INTERLOCK



Code Codice	Hose Tubo		Spiral hoses gauges Tamponi tubi spiralati							
	Inch	DN (mm)	A	B	E	F	G	H	C	D
SCH12-16 (latoA)	3/4	19	12,6	13,1	55	20	-	-	-	-
SCH12-16 (latoB)	1"	25	-	-	-	-	20	60	18	17,4
SCH20-24 (latoA)	1"1/4	32	23,2	23,9	70	20	-	-	-	-
SCH20-24 (latoB)	1"1/2	38	-	-	-	-	20	85	29,8	29
SCH32	2"	51	39,5	40,5	100	15	-	-	-	-



notes

GAUGES USE TO FIND AND CONTROL THE RIGHT CRIMPING DIAMETER.

TAMPONI UTILIZZATI PER INDIVIDUARE E CONTROLLARE IL DIAMETRO DI PRESSATURA CORRETTO.

1. General:

These general terms and conditions apply to all deliveries and supplies made by Hydro Holding S.p.A. (HH). They are applicable exclusively and only apply to entrepreneurs; We do not accept any deviating or contradictory terms and conditions imposed by the Customer unless we expressly accept their validity in written form. Placement of purchase orders means clean acceptance of these terms.

2. Quotations:

The quotations of HYDRO HOLDING S.P.A. are always subject to change without notice. Particulars e.g. depictions, descriptions, technical data, and specifications printed in prospectus, price lists, catalogues, circulars and other printed matter or particulars in documentation affiliated to the quotation as well as such particulars contained in electronic data carriers e.g. CD-ROMs or Internet homepages are not binding. No liability is assumed for the correctness of technical data and other specifications, outside the scope of the order and order confirmation. HH reserves the right to technical alterations not of substance to the products, provided that their characteristics, methods and intended use are not changed. The Customer will accept any deviations to the extent as may be reasonably expected of him.

3. Acceptance of orders: Placed orders are always binding for the Customer. Such commitment becomes binding for HH only after explicit written acceptance (acknowledgement of order). Delivery constitutes implicit confirmation of acceptance of the order.

4. Prices and terms of payment:

- Our prices are net Ex Works (Ex-W as in Incoterms 2020) including normal packaging and excluding shipment. All prices and incidental expenses, especially shipping costs, will be charged on the basis of the price list valid at the time the contract is concluded. Discounts must be agreed upon separately;
- The legal VAT is not included in our prices. Such VAT will be itemized in the invoice separately at the rate applicable on the day of invoicing;
- Due to the fluctuation in price of the raw material we reserve the right to change our sale prices without any prior notice to the Customers, in this case this new price will be applicable to all deliveries starting from a certain date even if orders have been placed by Customers before the change and considering a different price and provided that the increases applied are proportional to the increases in the purchase cost for HH of the raw material.

- Should the Customer be in delay of payment, HH are authorized to:
 - a) debit bank charges and penal interest in the amount provided for by Legislative Decree 231/2002;
 - b) cancel any delivery and stop any execution of outstanding orders.

5. Period of delivery:

Agreed delivery deadlines and the beginning of the delivery period stated by us are not binding for HH, due to the fact that they are subject to timely receipt of deliveries from our suppliers. Compliance with our delivery commitment also prerequisites timely and proper contract performance by the Customer. We reserve the right to defense of non-performance of contract. HH shall not be liable if the non-observance of any term as a consequence of strikes, unavailability of raw materials, natural disasters, fires, epidemics, pandemics, governmental measures that may affect the regularity of production and deliveries and causes of force majeure in general, or other events not attributable to it.

6. Shipment- passage of risk:

Delivery is made ex our warehouse for the account of purchaser and at his risk. In case delivery free domicile is agreed, this will not affect the passage of risk. Risk passes to the Customer when the object sold is transferred to the forwarding company or leaves our warehouse for the purpose of shipment. If such shipment is delayed due to circumstances within the Customer's scope of responsibility, the risk passes to the Customer at the time he is notified of the readiness for shipment. In such case, we are, however, obligated to take out such insurance at the Customer's wish and expense as the Customer desires. We are also entitled to invoice the incurred warehouse costs or a flat-rate sum of 0.5% of the invoiced value of goods per month. In this case, the contract price resp. other consideration is due for payment at the time the goods are ready for shipment. We will insure the delivery by taking out a transport insurance policy at the Customer's request and expense.

7. Warranty for defects:

Customer's complaints must be received by us in written and specified form at the latest eight workdays after receipt of the goods at the point of destination. Any defects that cannot be found inside this period even with meticulous inspection will be reported in written form immediately after they are detected. In case of a defect brought to notice in due time, we may also choose to have the defective part reworked or to deliver a replacement part. The Customer may put forward statutory warranty claims

(cancellation of sale or reduction of purchase price) only after such rework or replacement delivery have failed. Any liability for any loss or damage arising in relation to a product is excluded, irrespective of the nature of claim put forward. To the extent our liability is excluded or limited, this also applies to personal liability of our salaried employees, wage earners, representatives, and vicarious agents.

8. Retention to ownership:

We retain ownership of the sold object until all payments from the business relation with the Customer are received.

9. Place of jurisdiction, applicable law:

The courts of Bologna (Italy) have exclusive jurisdiction to settle any dispute (a "Dispute"), arising from or connected with this Agreement (including a dispute regarding the existence, validity or termination of this Agreement) or the consequences of its nullity. However, HH is also authorized to bring action at the Customer's legal domicile. These Terms and Conditions and all legal relations between HH and the Customer are subject to the Italian law.

Escape Clause: Should individual clauses in this agreement be or become ineffective in whole or in part or should an item have not been considered in this agreement, this will not affect the validity of the remaining clauses. The ineffective or forgotten clause will be replaced by an appropriate clause which, to the extent legally admissible, comes closest to what the contractual parties intended or, following design and wording of this contract, would have intended if they had been aware of the ineffective or missing clause.

10. GDPR Compliance: According to The EU General Data Protection Regulation (GDPR – EU/2016/679), your personal data, collected for specified purposes with reference to a business relation, shall be processed in accordance with provisions of the above-mentioned regulation. They shall be handled in a manner which ensures the protection of the data subject's human dignity, legitimate interests and fundamental rights, with particular regard to confidentiality and personal data. Therefore:

- Your data will be processed for the purposes of carrying out the legal and tax obligations;
- Your data will be processed by electronic and non-electronic means;
- Provision of Data is necessary for the performance of the agreement between you and HH and for any pre-contractual obligations thereof;
- When a transfer of personal data is not necessary for the performance of

contractual or pre-contractual measures in the interest of the data subject or for the purposes of carrying out the legal and tax obligations, it shall take place if the transfer to the Italian or to a third Country subject is necessary for credit protection purposes or to protect the interests of subjects involved, such as with regard to:

- Banking Companies, Insurance companies, Consultants or Services Providers, Public Bodies and professionals responsible for fulfilling certain obligations such as tax and accounting;
- Your data can be handled by data processors and providers of electronic networks and services.

We will not disclose your personal data. You, as data subject, shall have the right to:

- Access the personal data;
- Obtain the rectification or provide supplementary statement;
- Obtain the erasure ('right to be forgotten')
- Obtain restriction of processing;
- Object to processing of personal data;
- Data portability: that is to say to have the right to receive the personal data in a structured, commonly used and machine-readable format and have the right to transmit those data to another controller without hindrance;
- Withdraw the consent at any time;
- Lodge a complaint with a supervisory authority.

The Data Controller is Hydro Holding S.p.A., Via Provinciale Nord, 26/A - Castello d'Argile 40050 (BO)

The Italian version is solely authoritative for interpretation of these Standard Terms and Conditions.

Hydro Holding S.P.A.

1. Generale:

Le condizioni di vendita di seguito riportate si applicano a tutte le Consegne e forniture effettuate dalla Hydro Holding S.p.A. (di seguito anche solo HH).

Esse si applicano esclusivamente alle imprese ed all'imprenditore, così come definito dall'art. 2082 del Codice Civile. La HH non ammette alcuna deviazione rispetto alle clausole sotto riportate a meno che essa non venga da essa esplicitamente accettata in forma scritta. Il conferimento dell'ordine comporta l'applicazione integrale delle presenti condizioni di vendita.

2. Offerte:

Le offerte di HYDRG HOLDING S.P.A. sono sempre soggette a cambiamento senza alcuna preventiva comunicazione. In particolare tutti i dati, le immagini, le informazioni, le dimensioni riportate nelle offerte, nei prospetti, nei cataloghi, nei listini ed in qualsiasi altro materiale stampato, anche qualora esso accompagni la quotazione, così come tutti i dettagli contenuti in supporti elettronici (ad es. CD ROM) o siti web, non sono vincolanti. Nessuna responsabilità viene assunta circa la correttezza dei dati tecnici o di qualsiasi altra informazione e/o specifica a qualsiasi titolo fornite al cliente, fuori dall'ambito dell'ordine e della conferma d'ordine. La HH si riserva la facoltà di apportare modifiche non di sostanza ai prodotti, purché non ne vengano modificate le caratteristiche, le modalità e la destinazione di impiego.

3. Ordini dei clienti:

Gli ordini emessi nei confronti di HH da parte dei clienti valgono come proposte di acquisto: essi sono vincolanti per il cliente mentre divengono vincolanti per HH soltanto dopo esplicita accettazione scritta (accettazione/conferma d'ordine). La consegna costituisce conferma implicita di accettazione dell'ordine.

4. Prezzi e condizioni di pagamento:

- I nostri prezzi sono sempre intesi franco ns. Stabilimento (Ex Works, come da Incoterms 2020), essi includono l'imballo standard mentre escludono le spese di spedizione. I prezzi ed i rimborsi spese, in particolare le spese di trasporto o di imballo, laddove si tratti di imballi speciali (ad es. confezionamento di pedane) saranno fatturati sulla base del listino prezzi valido al momento della evasione dell'ordine/effettuazione della spedizione. Qualsiasi sconto e/o riduzione deve essere concordato preventivamente.

- L'imposta sul valore aggiunto non è inclusa nei nostri prezzi di vendita.

Essa verrà addebitata in fattura secondo l'aliquota in vigore al momento di fatturazione.

- A causa della rilevante fluttuazione del prezzo della materia prima, la HH si riserva la facoltà di cambiare i propri prezzi di vendita senza alcuna preventiva comunicazione alla clientela.

Qualora venga effettuata una variazione dei prezzi di vendita, essa si considererà applicabile a tutte le consegne effettuate

a partire dalla data in cui tale variazione entra in vigore, a prescindere dal fatto che gli ordini in portafoglio siano stati emessi dai clienti considerando un diverso prezzo ed a condizione che gli aumenti applicati siano proporzionali agli incrementi del costo di acquisto per HH della materia prima.

- In caso di ritardo nei pagamenti da parte del cliente, la Hydro Holding S.p.A. è autorizzata ad:

- a) addebitare le spese ed esigere gli interessi di mora calcolati nella misura prevista dal D.Lgs. 231/2002, senza necessità di formale costituzione in mora del cliente;
- b) sospendere ogni evasione di ordini o di residui di ordini in corso.

5. Termini di consegna:

I termini di consegna concordati con il cliente pur essendo attentamente valutati, devono intendersi non vincolanti per la HH, in quanto sono a loro volta soggetti al tempestivo ricevimento delle consegne da parte dei fornitori. A favore della HH è concessa una tolleranza di 30 giorni lavorativi rispetto ai termini concordati e/o indicati nella conferma d'ordine. Tuttavia la HH non sarà responsabile se l'inosservanza dei termini suddetti e di quelli di tolleranza sarà conseguente a scioperi, indisponibilità di materie prime, disastri naturali, incendi, epidemie, pandemie, provvedimenti governativi idonei ad incidere sulla regolarità della produzione e delle consegne e cause di forza maggiore in generale od altri eventi ad essa non imputabili.

6. Resa:

La merce si intende sempre venduta franco ns. Stabilimento e l'eventuale interessamento della HH nella ricerca del trasportatore deve intendersi fatto per conto e nell'interesse del Cliente, senza alcuna responsabilità per la HH. Non costituisce deroga alla presente clausola l'eventuale conglobamento, nel prezzo di vendita, del prezzo del trasporto o la convenzione "franco destino". Restano pertanto a carico del Cliente le perdite, le avarie, le alterazioni della merce e degli imballaggi o qualunque ragione o fatto imputabile al trasporto. La merce viaggia a rischio e pericolo del Cliente: nessuna responsabilità inerente il trasporto può essere imputata alla HH: il passaggio di responsabilità avviene nel momento in cui la merce viene affidata al trasportatore o lascia il nostro magazzino o ancora nel momento in cui viene comunicato al cliente che la merce è pronta.

Al momento in cui il materiale ordinato è disponibile e pronto per la spedizione, viene emesso il documento di trasporto e la fattura commerciale, a meno che non si opti per la fatturazione differita; se la HH non riceve precisa indicazione del trasportatore cui affidare le merci da parte del Cliente, si riserva il diritto di affidare le stesse ad un Vettore a propria scelta, addebitando il relativo costo al cliente, il quale si accolla interamente il rischio del trasporto. Per nessun motivo il Cliente può rifiutarsi di svincolare le merci ordinate all'arrivo. In alternativa, qualora il ritardo nel ritiro della merce pronta sia dovuto a causa imputabile al cliente, la HH si riserva

la facoltà di addebitare un costo pari alle spese affrontate a causa della giacenza, ovvero un forfait pari allo 0,5% mensile del valore delle merci risultante da fattura.

7. Reclami e responsabilità:

I reclami per eventuali ammanchi o rotture dovranno essere fatti direttamente al vettore, (AL MOMENTO DELLO SCARICO DELLA MERCE, CON ANNOTAZIONE SUL DOCUMENTO DI TRASPORTO) dandone immediata comunicazione scritta alla HH. Qualsiasi altro reclamo riguardante le caratteristiche del prodotto, dovrà essere da noi ricevuto in forma scritta e comunque non oltre otto giorni dal ricevimento della merce.

TRASCORSO TALE TERMINE, SI INTENDE CHE LA MERCE E' STATA VISTA ED ACCETTATA.

Qualsiasi altro difetto occulto o comunque non riscontrabile nell'ambito dei normali controlli all'accettazione, dovrà essere fatto nelle modalità di cui sopra entro 8 giorni dalla data in cui esso viene riscontrato e comunque non oltre un anno dalla consegna.

NON SI ACCETTANO RECLAMI RELATIVI A MATERIALE GIÀ UTILIZZATO. Nel caso in cui il reclamo da parte del cliente venga ricevuto nel tempo sopra specificato, la HH potrà decidere di rilavorare il pezzo difettoso o inviare un pezzo in sostituzione; il cliente potrà cancellare l'ordine o pretendere l'emissione di una nota di credito soltanto quando la rilavorazione o la sostituzione non siano andate a buon fine.

E' COMUNQUE ESCLUSA QUALSIASI RESPONSABILITA' DELLA HH RIGUARDANTE L'EVENTUALE RISARCIMENTO DI QUALUNQUE PERDITA E/O DANNO OCCORSO A SEGUITO DEL PRODOTTO DIFETTOSO, A PRESCINDERE DEL TIPO DI DIFETTO RISCONTRATO.

8. Patto di riservato dominio:

La merce rimane di proprietà della Hydro Holding S.p.A. fino al suo integrale pagamento da parte del cliente.

9. Giurisdizione e foro competente:

Qualunque sia la nazionalità e la residenza del cliente il presente contratto è soggetto alla legge italiana.

Qualsiasi controversia dovesse insorgere tra le parti, sarà devoluta in via esclusiva al Foro di Bologna.

10. Miscellanea:

Qualora una qualsiasi delle clausole contenute nelle presenti condizioni di vendita dovesse essere o divenire inefficace in tutto o in parte, questo non comporterà l'inefficacia delle clausole rimanenti.

In caso di contratto redatto in più lingue, prevale ad ogni fine interpretativo la versione in italiano.

HYDRG

HYDRG

CopyRight © 2021 **Hydro Holding SPA** | hydro-holding.com | All rights reserved

Hydro Holding reserves the right to make changes in specifications and / or discontinue the production of any item, at any time, without notice or obligation, and disclaims any liability for any consequences arising from the improper use of this publication.

Hydro Holding si riserva il diritto di apportare modifiche alle specifiche e/o di cessare la produzione di qualsiasi articolo, in qualsiasi momento, senza preavviso o obblighi, e declina qualsiasi responsabilità per eventuali conseguenze derivanti dall'uso improprio della presente pubblicazione.

Credits

Hydro Holding SpA
Marketing Dept
Technical Dept



is a Registered Trademark of
è un Marchio Registrato



HYDRO
www.hydro-holding.com